

Owen Sound Police Services Board

Public Meeting Minutes

Wednesday, November 25, 2020 at 10:00 a.m.

2nd Floor Board Room

(YouTube live stream/Zoom)

Members Present:	J. Thomson (Chair), I. Boddy, M. Koepke, G. Pierce, J. Sampson
Attending by Phone /Zoom:	D. Sprague - Police Advisor, Ministry of Solicitor General, Tim Simmonds – City Manager, Owen Sound, Director C. Hill
Admin. Present:	Chief C. Ambrose, Inspector D. Bishop, Inspector Fluney, Director S. Bell-Matheson
Admin. Absent:	Director K. Fluney
Minutes:	J. Thomson

1. Call to Order

The Chair declared the Wednesday, November 25, 2020 meeting be called to order at 10:04 a.m.

“Prior to today’s meeting the Board met in closed session to review and discuss matters that in their opinion fell under Section 35 (4) of the Police Services Act, R.S.O 1990 c. P.15 and as per the Owen Sound Police Services Board BY-LAW NO. 2019-01 Section 19.1 Closed Items.”

2. Approval of the Agenda

Chair Thomson had one item to be added to the agenda under item **19. Other Items and New Business**, the late arrival of a license application to operate a Private Transportation Company.

Moved by I. Boddy seconded by G. Pierce

“That the agenda dated November 25, 2020 be approved” **CARRIED**

3. Declaration of Conflict of Interest arising out of the matters listed on the agenda. HEARING NONE.

4. Presentations, Deputations, and Public Question Period.

Sara Cowley of Sara C Consulting, Project Coordinator responsible for the production of the plan, provided the board with an overview of the Community Safety and Well Being Plan for Grey and Bruce Counties. The complete plan still needs approval by the lower tier municipalities, at which time the full report will be made available on the County and City websites.

5. Confirmation of the minutes of the public meeting held October 28, 2020.

Moved by M. Koepke, seconded by J. Sampson

"That the minutes dated October 28, 2020 be approved" **CARRIED**

6. Business arising out of the minutes of the October 28, 2020 public meeting. HEARING NONE.

7. Correspondence received for the information of the Board

- a) A letter was received from Georgian College thanking the board for its previous support of its student award program and looking to the board to once again provide students with the support they need to excel in their studies. The amount of the award in previous years was \$500.00.

Moved by I. Boddy, seconded by G. Pierce

"That the Owen Sound Police Services Board make available an award in the amount of \$500.00 for a worthy Georgian College Student. CARRIED

- b) Correspondence from Halton Police Board.
No discussion
- c) Sincere Thanks for recovery of stolen vehicle
No discussion
- d) Appointment G. Pierce – Provincial Appointee extension for an additional two months while paper work is completed for the official appointment to be made by an Order of Council.
No discussion

8. Chairman's Report

The Chair reported that he, Chief Ambrose, and G. Pierce had attended a virtual conference with OAPSB. The theme of the seminar was labour relations and there was lots of good information coming out of that meeting.

9. Reports from Inspector D. Bishop

- a) Criminal Investigations Branch and Drug Enforcement and Intelligence
- b) Auxiliary Unit Report

10. Reports from Inspector J. Fluney

- a) Collision Statistics
- b) Community Services Office
- c) Lost Hours and Training
- d) Traffic Enforcement

11. Reports from Director of Civilian Services K. Fluney

In Director Fluney's absence Director Bell-Matheson presented the reports.

- a) Board By-laws
- b) Court
- c) Records

12. Reports from Director of Corporate Services S. Bell-Matheson

- a) Calls Statistics
- b) Demand Analysis
- c) Event Count

13. Report from Director of Information Technology Services C. Hill

As there were no requests for action or recommendations in any of the above reports, they will be placed on file with the minutes of this meeting for future reference.

14. Financial Reports from the Chief of Police

- a) Financial Reports
 - Chief Ambrose reported that for the month ending October 31, 2020, we are trending under budget by 3.46% or approximately \$264,000. Reduced court and civilian costs contributed to the under budget position. Chief Ambrose did advise there were some additional costs coming in November and December that may reduce this under budget position. He also noted that

some of the capital expenditures may have been allocated to the wrong cost centres, but overall the total amounts were correct. Work will be done to re-allocate these items to the proper costs centres.

b) Approval of outstanding accounts for Payment

Moved by M. Koepke, seconded by G. Pierce

“That the payment for outstanding accounts of \$38,110.19 for the period October 1, 2020 to October 31, 2020 be approved.” **CARRIED**

15.2020 Financial Forecast

Chief Ambrose presented the Forecast to year end 2020. He estimated the year-end forecast would come in at approximately 2.21% under budget or approximately \$164,000. Actual numbers will be added as we get closer to the end of the year.

Moved by I. Boddy, seconded by J. Sampson

“That the 2020 Financial Forecast to the end of December 2020 be approved and accepted as presented by Chief Ambrose.” **CARRIED**

16. Budget 2021

Chief Ambrose presented the 2021 Operations and Capital Budget. It is estimated that the budget will increase approximately 2.73% or \$205,707.10 over the 2020 budget. The Operations Plan calls for an additional two new officers to be hired in January 2021 and April 2021. These additional officers will bring the total complement of sworn officers to 39. These additions will better position the service to support and carry out proactive initiatives approved in our 2020 - 2022 Strategic Priorities and our 2020 – 2022 Operations Plan. Total salaries and benefits are approximately 93.9% of the total operating budget, with just over 6% for other support costs.

Chief Ambrose noted that this budget was prepared with input from his senior officers, directors and our financial coordinator. It had also been reviewed by the city manager and the director of corporate services for the City of Owen Sound who were satisfied that we were in a good position and the increase proposed was in line with the overall city’s budget expectations.

There were no issues raised by the board surrounding the Chief’s budget presentation.

Moved by J. Sampson, seconded by G. Pierce

“That the 2021 Operations Budget and Capital Budget be approved and accepted as presented by Chief Ambrose.” **CARRIED**

17. Operating Reports from the Chief of Police

- a) Chief Ambrose provided a report on his activities for the month of October 2020.
- b) RFP-20-032, Vehicle Repair and Oil Change contract for service

Dee Kitchener, Purchasing, Risk and Asset Management Coordinator for the City of Owen Sound, forwarded a report naming the successful bidder of the RFP for services.

She also noted that this contract will be utilized for 'overflow' vehicle repair and service required for city vehicles from divisions other than the Owen Sound Police Service. Therefore, the overall contract value reflects both Owen Sound Police Service vehicles and those from the City of Owen Sound when required.

Moved by G. Pierce, seconded by M. Koepke

*"That the Police Services Board award RFP-20-032 Vehicle Repairs and Oil Changes, to Bear Wheel and Brake at the tendered price of \$44,352.50, not including taxes, for a two (2) year term with an option to renew for three (3) additional twelve (12) month periods." **Carried***

18. Police Reported Crime Statistics in Canada, 2019

- a) Crime Severity Index and Police Reported Crime Statistics in Canada

Statistics Canada released the 2019 Police-Reported Crime Statistics in Canada report on October 29, 2020. Chief Ambrose's analysis of their report highlighted areas specific to Owen Sound.

Owen Sound has experienced an annual increase in total violations year over year since 2015. The number of actual incidents and charges laid is well over double the provincial rate when compared by population. The number of people charged and the associated clearance rates continue to increase and are well over double the provincial average, demonstrating the success Owen Sound officers have at identifying and charging suspects. Laying charges and clearing incidents requires more officer time to complete arrests and court documents.

The Crime Severity Index for Owen Sound is currently 109.34, up almost 15% from 2018.

The Owen Sound Police Service, in responding to calls for service, continue to identify suspects, lay charges and clear crimes at a higher rate than the provincial average.

The number of reported criminal incidents in Owen Sound continues to rise. Many of these incidents relate to the social determinants of health and cannot be solved by police alone.

The majority of the reported incidents are calls for service which are citizen generated incidents. Police respond after the incident has occurred and investigate and lay charges as appropriate. Laying charges will address the issues once completed but proactive measures and working with community partners to address the issues before an incident occurs is the long term solution to driving down crime in a community.

b) Crime Severity Index (CSI) – Owen Sound

- Report attached

c) CSI Ranking for populations over 10,000

- Report attached

19. Other Items and New Business

Pamela J. Dodd, Issuer of Licences for the Owen Sound Police Service submitted a report to the board with regards to an application for a Private Transportation Company submitted by Michael E. Fuller to operate out of the Township of Georgian Bluffs. The majority of his business will be located within the City of Owen Sound.

Moved by I. Boddy, seconded by M. Koepke.

“That subject to meeting all of the criteria associated with the by-law for a Private Transportation Company, Mr. Michael E. Fuller be granted a license for a Private Transportation Company as described in his application.” **CARRIED**

20. Termination of the Public Meeting

As the board dealt with all of the items on the agenda, and there being no additional business to conduct, the Chair declared the meeting to be terminated at 11:20 a.m.

Next meeting will be held Wednesday, December 16, 2020 at 10:00 am

Sent by email only: kkrampien@owensoundpolice.com

November 3, 2020

Ms. Kelly Jo Krampien
Owen Sound Police Services
922 2nd Ave W
Owen Sound, ON N4K 4M7

Dear Ms. Krampien,

Greetings from Georgian College. Please accept our most sincere thanks for your investment in our students. We are very proud to have you support our award, scholarship and bursary program. Your continued support provides students the resources they need to excel in their studies and graduate with the skills and experience necessary to thrive in their future careers.

Because of the generosity of Georgian College donors like you, we were able to offer more than 630 awards, scholarships and bursaries to deserving Georgian students during the 2019-2020 academic year. With over 13,000 students across our seven campus locations, the need to grow this program has never been greater. The impact of your support on our student recipients is profound, and their gratitude is very real. Your continued support represents an investment in their futures and for this, we can't thank you enough.

As we prepare for the start of a new year, we look forward to once again making your award, scholarship or bursary available for students. Below, we have provided details regarding your commitment. Your donation is greatly appreciated and will provide encouragement and inspiration for a worthy Georgian student.

Renewal/Invoice Number	Award Number	Award Name	Award Value	# of Award Recipients	Support Required for 2020-2021 Academic Year
ADV-5800	50865	Owen Sound Police Services Award	\$500.00	1	\$500.00
				Total Support:	\$500.00

*To indicate your commitment to student success for the 2020-2021 academic year, we request that you submit payment (as indicated above) **on or before December 15th, 2020**. Please find enclosed Georgian's payment options form.*

Again, thank you for your support. If you have any questions, please do not hesitate to contact me at 705.728.1968, ext. 1058 or Christina.luksa@georgiancollege.ca.

Sincerely,

Christina Luksa, CFRE
Senior Development Officer, Major Gifts and Sponsorships
Advancement and Alumni Relations

/enclosures

Thank you for accelerating student success at Georgian College.Charitable registration number: **11893 7283 RR0001**



To: The Regional Municipality of Halton
The City of Burlington
The Town of Halton Hills
The Town of Milton
The Town of Oakville
Canadian Police Boards

From: Rob Burton, Chair, Halton Police Board

Date: October 30, 2020

Re: International Holocaust Remembrance Alliance Definition of Antisemitism

Dear Sirs/Mesdames:

On June 25, 2019, the Hon. Pablo Rodriguez, PC, MP, then-Minister of Canadian Heritage and Multiculturalism, announced that the Government of Canada would adopt the International Holocaust Remembrance Alliance's (IHRA) definition of anti-Semitism as part of *Building a Foundation for Change: Canada's Anti-Racism Strategy 2019–2022*.

The IHRA's definition, explained further at its website <https://www.cija.ca/ihra/>, is as follows:

"Antisemitism is a certain perception of Jews, which may be expressed as hatred toward Jews. Rhetorical and physical manifestations of antisemitism are directed toward Jewish or non-Jewish individuals and/or their property, toward Jewish community institutions and religious facilities."

Accordingly, at its meeting of October 29, 2020, the Halton Police Board adopted the following resolution:


THAT the International Holocaust Remembrance Alliance (IHRA) definition of antisemitism as adopted by the Parliament of Canada be endorsed by the Halton Police Board, and;

THAT the Board Chair write a letter to the Councils of the Regional Municipality of Halton, the City of Burlington, the Town of Halton Hills, the Town of Milton, the

Town of Oakville and all Police Boards in Canada encouraging them to endorse the IHRA definition.

I invite you to consider adopting a similar resolution at your respective Councils and Boards in order to demonstrate support for Canada's Jewish Community.

Sincerely,

A handwritten signature in black ink, appearing to read 'Rob Burton', written in a cursive style.

Rob Burton
Chair, Halton Police Board

From: Fluney, Jeff
Sent: Thursday, November 12, 2020 11:14
To: Ambrose, Craig
Subject: Fw: Sincere Thanks and Appreciation - OW20014807

Sent via [BlackBerry Hub+ Inbox for Android](#)

From: prawn@owensoundpolice.com
Sent: November 12, 2020 11:06 a.m.
To: tsullivan@owensoundpolice.com; ncurry@owensoundpolice.com; smorris@owensoundpolice.com
Cc: jfluney@owensoundpolice.com; dbishop@owensoundpolice.com; bbaker@owensoundpolice.com; sbell-matheson@owensoundpolice.com
Subject: Sincere Thanks and Appreciation - OW20014807

Sgt Sullivan, PC Curry, Dispatcher Morris

I spoke with [REDACTED] a few times on 11Nov20 in relation to her stolen and recovered vehicle. She had much praise for the contacts that she had at the OSPS during this incident. [REDACTED] spoke to wonderful communication and courtesy, so much so that she attended the station and dropped off a card on behalf of her and her husband [REDACTED] and a dozen donuts. The card is posted in the lunchroom and the donuts found their way to your on duty teammates with thanks.

Good work on having such a positive impact on members of the community.

Thanks,

P. Rawn #147

Solicitor General

Office of the Solicitor General

25 Grosvenor Street, 18th Floor
Toronto ON M7A 1Y6
Tel: 416 325-0408
MCSCS.Feedback@Ontario.ca

Solliciteur général

Bureau du solliciteur général

25, rue Grosvenor, 18^e étage
Toronto ON M7A 1Y6
Tél. : 416 325-0408
MCSCS.Feedback@Ontario.ca



132-2020-5146
By email

November 20, 2020

Garth Pierce
560 Fifth Street West
Owen Sound ON N4K3K6
garthpierce@me.com

Dear Garth Pierce:

As you are aware, you were appointed to the City of Owen Sound Police Services Board until November 20, 2020, at which time your appointment will expire.

Pursuant to subsection 27(10) of the *Police Services Act*, I hereby appoint you to the City of Owen Police Services Board, effective from the date of this letter, for a period of two (2) months, or until such time as an appointment has been made by Order in Council, whichever occurs first.

I would like to take this opportunity to thank you in advance for your valuable service to the City of Owen Sound Police Services Board.

Sincerely,

A handwritten signature in black ink, appearing to read 'Sylvia Jones', written in a cursive style.

Sylvia Jones
Solicitor General



Report to the Board: Criminal Investigations Branch

From: Inspector D. Bishop

Date: November 12, 2020

On October 7th members of the Criminal Investigations Branch arrested a 38 year old Owen Sound man as a result of a robbery investigation. Investigators also obtained a search warrant for the residence of the accused which has been the subject of extensive and ongoing complaints from neighbors regarding criminal activity as well as disturbances, noise complaints and trespassing. The 'hot spot' address has been the subject of increased attention and enforcement from various city stakeholders including police, O.S. By-Law enforcement, O.S. Fire Service and City Counsel. The man was charged with numerous offences as a result of the investigation including Robbery, Assault with a weapon, Forcible Confinement, Possession of Methamphetamine for the Purpose of Trafficking and several property offences and breaches of court orders. The man is now prohibited from attending the address which has resulted in a decrease in complaints, issues and investigations stemming from the address.

In October a familial and historical sexual assault investigation involving several child victims was concluded with the arrest of a former Owen Sound resident. The investigation alleges that the man committed sexual offences against both his biological female children as well as female children that he had fostered over the years. A Canada wide warrant was issued for the man's arrest. The accused was arrested out of province with the assistance of the RCMP and investigators attended and escorted the male back to Owen Sound to face a total of 16 child sexual offences involving five victims. The man currently remains in custody.

On October 25th the Criminal Investigations Branch was called in to assist with a drug and firearms investigation at a local motel. A man, who is involved in the drug subculture, was involved in a domestic dispute with his partner and proceeded to barricade himself inside of his motel room while arming himself with a firearm. The man was paranoid and fearful that his drug dealer was going to attack him due to outstanding money that was owed. The Waterloo Region area man was arrested after attempting to leave the motel room in a taxi. During the course of the investigation, a pellet rifle was located and seized from inside of the motel room. The man was prohibited from possessing any firearm including a pellet gun after being previously charged by Waterloo Regional Police with a weapons offence. The man was charged with possession of a weapon dangerous to the public peace and breach of a release order and he remains in custody.

On October 22, 2020 the business 'Bikeface' located on 10th Street East, was broken into during the early morning hours. A lone male smashed the glass door using a two by four from a dumpster that was located close by and gained entry to the business. An electric powered mountain bike with a retail value of over \$4,000 was stolen by the offender. Investigators have secured surveillance video of the incident which depicts

the offender wearing a face covering while carrying out the offence. The incident remains under investigation.

In October the Criminal Investigations Branch assisted uniform members with a fraud investigation involving numerous unauthorized debit card purchases. The investigation revealed that the victim's former spouse had completed more than \$5,000 worth of transactions on the victim's debit card during an approximately two- month period. The female accused was charged with fraud and unauthorized use of a credit card and will face the charges in December.

Detective Constable Houston spent three weeks of October at the Ontario Police College, completing various training in conducting technical investigations including the use of covert video and tracking technologies.



Report to the Board: Drug Enforcement and Intelligence

From: Inspector D. Bishop

Date: November 12, 2020

On October 13th a surveillance operation resulted in the arrest of a domestic violence offender after he was observed in the company of his victim which was contrary to conditions of his release. The man was charged and released from custody on an undertaking and was also charged with driving a vehicle without a valid driver's license.

On October 28th a known drug offender was observed breaching a conditional sentence order by being out in the community. The man was supposed to be confined to his residence except for very specific reasons. Once the conditions were verified an allegation of breach was submitted to the court and a hearing has been scheduled which may result in the man being returned to a custodial facility.

On October 30th a Fentanyl trafficking investigation resulted in the arrest of a 44 year-old Toronto man. The investigation revealed that the accused was involved in the distribution of Fentanyl in the Owen Sound area. In addition, an arrest warrant had been issued by the Toronto Police Service for the man. Upon arrest, the accused was found in possession of a small quantity of Fentanyl, a prohibited knife and cash. The man was charged with several offences and remains in custody.

In July of 2020 Uniform members of the Owen Sound Police Service laid several drug and weapons charges against a Midland man. The man was released from custody on the charges and was to reside with a surety in the city of Sarnia, Ontario. On October 30th investigators observed the male in the downtown core. After verifying that he was not allowed to be in public without his surety, the man was arrested and charged. A continued investigation revealed that the surety had since contacted the courts in an effort to remove themselves as surety for the accused due to ongoing non-compliance.



Report to the Board: Auxiliary Unit

From: Inspector D. Bishop

Date: November 18, 2020

.....

The month of October was exciting for the Owen Sound Police Auxiliary Unit as some of our members were able to get back into volunteering with the Police Service for the first time since the beginning of the Covid-19 pandemic. Many organizations in the community that would normally have held events that the Auxiliary Unit would participate in, still have reduced activities and as a result this has limited the Unit's ability to engage with the community.

The Auxiliary Unit's ride-alongs with Officers on duty are still temporarily suspended to ensure the safety of both the Officers and the Auxiliary Members as riding in vehicles together makes social distancing difficult.

On Saturday October 10th, 2020, a member of the Auxiliary Unit attended for several hours with CSO Jason Cranny to the Owen Sound Market where they conducted foot patrol outdoors and had opportunity to engage with vendors and other market-goers in a Covid-safe outdoor environment.



On Friday October 30th, 2020, the Unit further attended with CSO Cranny and Inspector Bishop to the Heritage Place Halloween Drive Through. This outdoor event involved OSPS and other organizations who set up in the parking lot of the mall. The Unit assisted CSO Cranny who they had the CSO vehicle, the OSPS motorcycle and newer unmarked F-150 Pickup Truck cruiser on display as families brought their children through to receive some goodies. On Saturday October 31st, Halloween night, coupons for free Frosters at Circle K and also McDonald's coupons were distributed to children trick or treating in busy residential neighbourhoods.



Also in October, the 5 new Auxiliary Recruits participated in Use of Force Training and further all 5 new members successfully passed their final training exam. A recommendation was then put forward to the Owen Sound Police Services Board by the Auxiliary Liaison Officer, Sergeant Liz Cranny, requesting approval from the Board to submit the appointments of the new Auxiliary members to the Ministry.

Planning of a Covid-safe graduation and swearing in ceremony for the new members in the near future is underway.

In October the Auxiliary Unit also continued with their second monthly meeting "Covid-style", with only a few members attending the Police Station in person and the remaining members joining in by way of Zoom.



Report to the Board: Collision Statistics

From: Inspector J. Fluney

Date: Tuesday, November 10, 2020

.....

September 2020 – Collision Statistics

Total Collisions:	(44)	Comments
Collisions - East side Owen Sound	18	
Collisions - West side Owen Sound	15	
Collisions - parking lots	11	Including 4 FTR
Fail to Remain Collisions	4	
Collisions referred to CRC	18	
Collisions investigated by OSPS	26	



Report to the Board: Community Services

From: Inspector J. Fluney

Date: November 12, 2020

In October 2020 the Community Services Officer engaged in the following highlights:

- Continued with traditional corporate and social media for OSPS
 - Highlights- Traffic Enforcement- partnership with school boards, new Frauds and Scams, Halloween Safety, Substance Use & driving- Public Health partnership
- Successfully ran 2020 OSPS Golf Tournament- funds raised for REACH program
- Ran a Lock It or Lose It campaign- Market Square & Downtown Owen Sound
- Continued Partnership with M'Wikwedong
- Started the re-brand of the Community Safety Village- Village has been delivered to Avenue A/Sign Street
- Joined the Grey County Immigration Partnership Committee
- Continued partnership with Muslim Association and with New Comer Families to Owen Sound (Alliance Church)
- Continued with Anti-Human Trafficking Grey Bruce Committee with a focus on school aged youth in high school
- Mentored OSDSS High School Coop Student
- Took part in the following;
 - Housing Homelessness Committee meetings
 - Vital Signs- Youth- committee meeting
 - Recognizing Human Violence Webinar

School Presentations

- Sexual Assault Presentation to OSDSS Grade 11 students
- Internet Safety- Hillcrest & East Ridge classes
- Continued with lock down procedures

Special Events & Presentations

- Golf event
- Halloween Drive Thru- Mall Parking Lot
- Halloween Ride- Safety ride night of Halloween
- Presentation to REACH- Street safety
- OSPS & Mental Health bus stop puppet meet and greet at Alpha St.



Donation made to REACH from proceeds raised at the Golf Tournament



OSPS & CMHA partnership at Alpha St. Complex



Report to the Board: Lost Hours and Training

From: Inspector Jeff Fluney

Date: November 10, 2020

Twelve fulltime members reported sick in October for a total of forty-six complete or partial shifts, representing a total of 476 hours.

Month/Year	SICK/STD			WSIB		
	Number of Fulltime Members	Total Number of Shifts (complete and partial)	Total Number of Hours	Number of Members	Total Number of Shifts (complete and partial)	Total Number of Hours
October 2020	12	46	476*	1	22	176
September 2020	12	52	486	1	22	176
October 2019	6	12	110	1	23	184

*276 of the total hours are due to non-work related injuries of two members.

One member remains on WSIB.

Training:

- Annual block training for firearms requalification
- One member attended the Technical Investigators course at OPC



Report to the Board: Traffic Enforcement October 2020

From: Inspector J. Fluney

Date: November 12 2020

<u>Platoon #1 – 4</u>			<u>Traffic/Part time Officers</u>		
	<u>Oct 20</u>	<u>Oct 19</u>		<u>Oct 20</u>	<u>Oct 19</u>
Highway Traffic Act:	112	108	Highway Traffic Act:	67	36
Compliance Reports:	3	21	Compliance Reports:		2
Recorded Cautions:	43	47	Recorded Cautions:	46	163
Liquor Licence Act:	8	11	Criminal Code/ CDSA:		2
Criminal Code/ CDSA:	137	124	Other POA/By-Law:	3	1
Other POA/By-Law:	12	11	Foot Patrol:	30	21
Foot Patrol:	86	92	Shifts Worked:	49	35

R.I.D.E.

There was a total of 16 on-duty R.I.D.E. checks in the month of October.

The combined statistics for on duty RIDE were:

On Duty R.I.D.E.

- 33 officers
- 15 hours
- 507 drivers checked
- 5 HTA Charges/Cautions

There were three provincially funded R.I.D.E. programs during the month resulting in 4 HTA Charges/Warnings issued and 684 vehicles checked.



Report to the Board: Board Bylaw

From: Director of Civilian Services – K. Fluney

Date: November 11, 2020

Related to Business Plan S#



October 2020

TAXI

Total number of Taxi Driver's Licences Issued/Renewals	= 3
Total number of Re-Issue Lost Taxi Driver Licences	= 0
Total number of Taxi Driver's Licences Deferred/Denied	= 0
Total number of New/Taxi (transfer) Vehicle Licences Issued	= 2
Total number of Agent Transfers	= 0
Total number of New Agents Registered	= 0

ADULT ENTERTAINMENT

Total number of Adult Entertainment Licences Issued	= 0
Total number of Adult Entertainment Licences Denied	= 0
Total number of Adult Entertainment Owner Licences Renewed	= 0

Smugglers has closed due to COVID-19 Ontario Provincial Government Order.

ALARMS

Invoices to be completed for Chief's signature.



Report to the Board: Courts

From: Director of Civilian Services – K. Fluney

Date: November 11, 2020

Related to Business Plan S#

Personnel:

Nothing to Report

Budget:

Nothing to Report

Operational:

Custodies Transported during the month: OPP - 0, OSPS – 1 **TOTAL - 1**
Video /Audio appearances: 42 OSPS persons in custody appeared by audio (most making numerous video appearances throughout the month)
Meals provided to custodies: 1
Special Constable Total Hours: 808.5

Issues, Concerns & Comments:

Three courtrooms (Superior Court, Criminal Court & Family Court) remain the only courtrooms that hear matters in-person. Prisoners are not transported to the courthouse at this time unless they are attending for their trial. All other prisoners are still being done by audio/video from the police services or the correctional facilities.

Special Constables have been assigned at the police station to cover in custody hearings. When not required for prisoners in custody members have assisted to perform other duties.

Front Entrance Statistics:

- Nothing to report



Report to the Board: Records

From: Director of Civilian Services – K. Fluney

Date: November 11, 2020

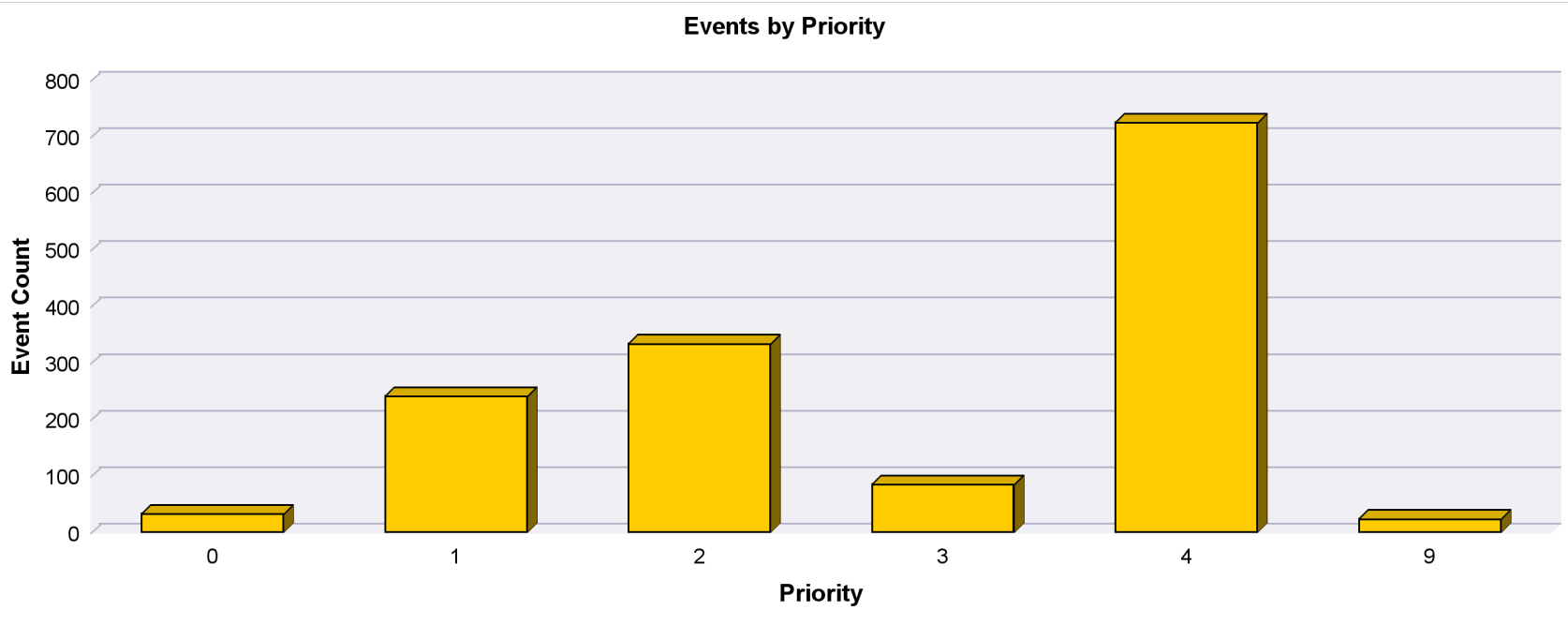
Related to Business Plan S#14.4

Local criminal record searches are being completed and sent back to the individuals within 1 to 2 weeks of submitting them. Owen Sound Police Service accepts criminal record check applications in person at the service as well as online.

There was a total of 4793 bulk searches completed in October 2020.

Number of Events by Priority - October 2020

Event Priority	0	1	2	3	4	9	Total:
Dispatch Group							
DISP1	33	241	334	85	725	24	1,442
Total:	33	241	334	85	725	24	1,442

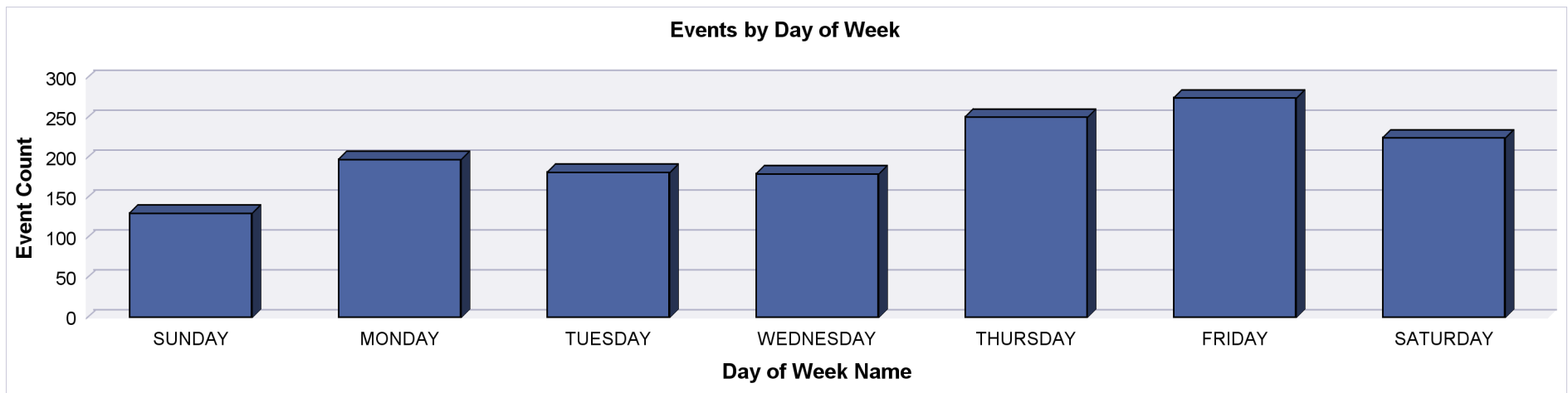


Number of Events by Day of Week/Hour of Day - October 2020

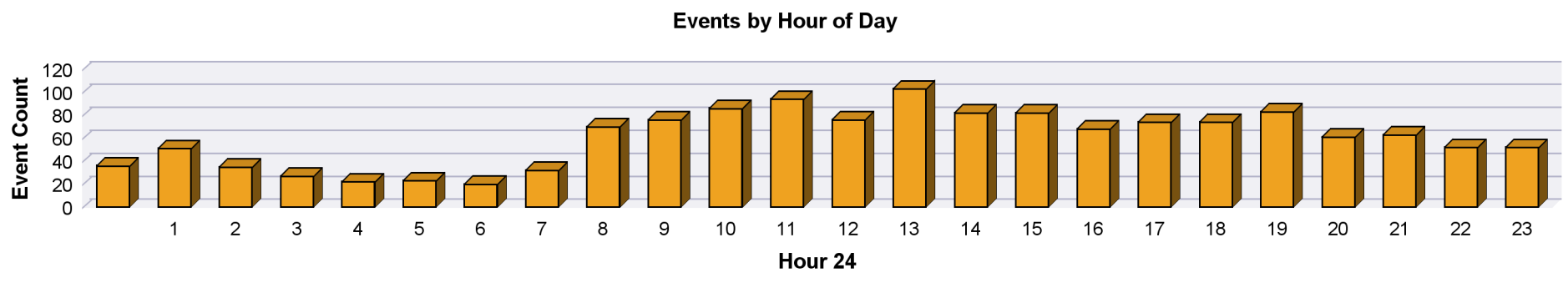
Create Day of Week Name	SUNDAY	MONDAY	TUESDAY	WEDNESDAY	THURSDAY	FRIDAY	SATURDAY	Total:
Create Hour 24 Time								
	4	4	3	4	10	4	7	36
1	5	3	18	4	4	6	11	51
2	4	6	11	4	2	3	5	35
3	6	2	4		7	2	6	27
4	2	4	1	2	5	3	5	22
5	3	2	3	1	4	4	6	23
6	1	6	4	1	2	2	4	20
7	1	8	2	6	6	5	4	32
8	8	10	4	10	14	12	12	70
9	5	10	9	15	12	16	9	76
10	12	15	10	9	14	14	12	86
11	1	10	17	13	22	19	12	94
12	4	12	7	10	15	15	13	76
13	5	16	13	14	16	26	13	103
14	6	9	11	12	19	14	11	82
15	8	7	12	11	11	24	9	82
16	6	16	11	6	9	12	8	68
17	7	8	13	8	12	15	11	74
18	10	8	6	10	8	20	12	74
19	7	11	10	7	21	20	7	83
20	8	7	4	10	10	14	8	61

Number of Events by Day of Week/Hour of Day - October 2020

Create Day of Week Name	SUNDAY	MONDAY	TUESDAY	WEDNESDAY	THURSDAY	FRIDAY	SATURDAY	Total:
Create Hour 24 Time								
21	7	9	3	10	13	6	15	63
22	7	9	4	7	5	10	10	52
23	4	6	2	6	10	9	15	52
Total:	131	198	182	180	251	275	225	1,442



Number of Events by Day of Week/Hour of Day - October 2020



Demand Analysis - October 2020

Agency: OWOWENS - OWEN SOUND POLICE SERVICES

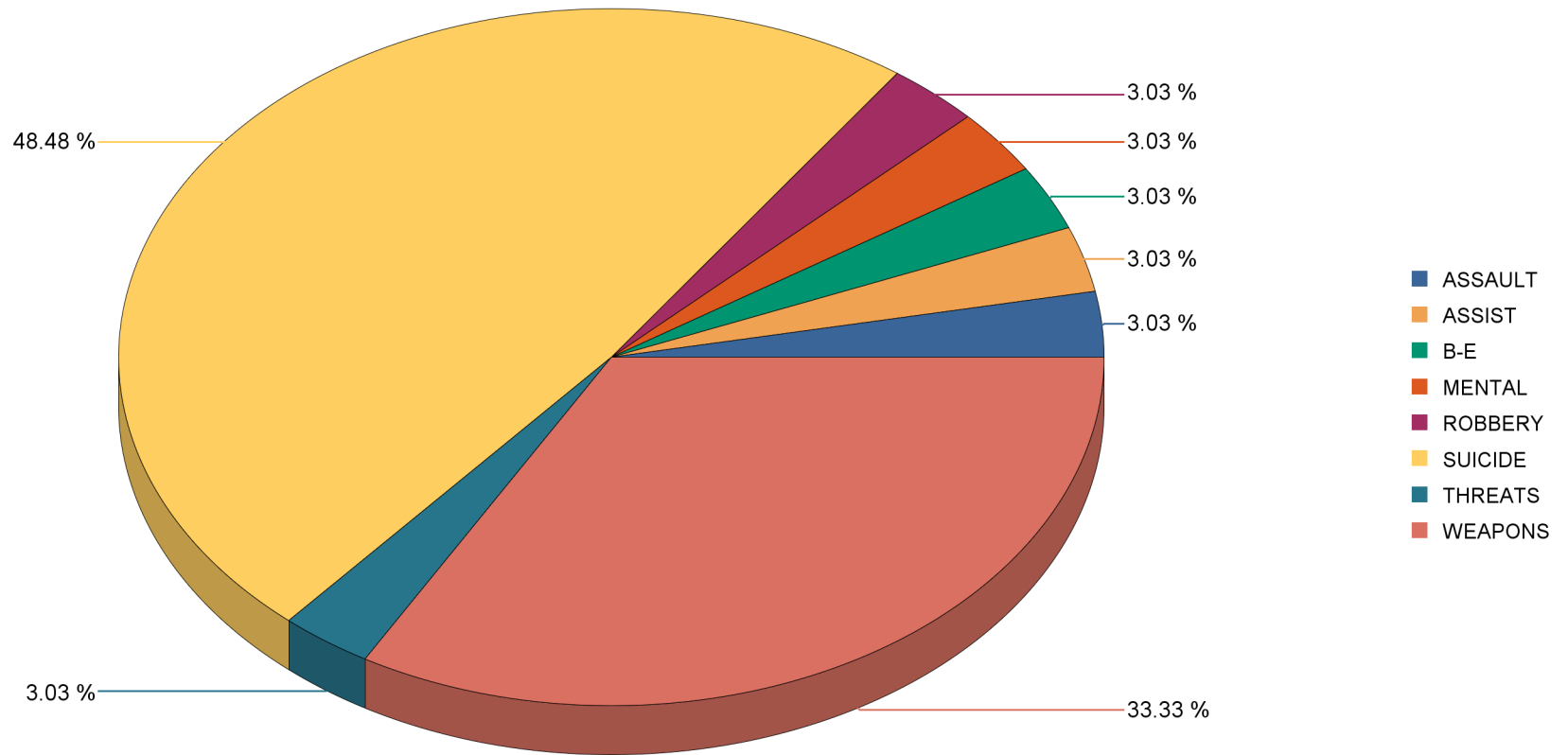
Priority: 0

Event Type Code	Event SubType	Event Count
SUICIDE	IN PROGRESS	16
WEAPONS	FIREARM - SUSPECT STILL IN AREA	7
WEAPONS	SUSPECT PRESENT OR MAY STILL BE IN AREA	4
ASSAULT	VIOLENCE/WEAPON-IMMEDIATE RESPONSE	1
ASSIST	n/a	1
B-E	SUSP PRESENT OR MAY STILL BE IN AREA	1
MENTAL	VIOLENT TENDANCIES	1
ROBBERY	WEAPONS USED -SUSPECT PRESENT/STILL IN AREA	1
THREATS	FEAR FOR IMMEDIATE SAFETY	1
	Total	33

Demand Analysis - October 2020

Percent by Type

Priority 0



Demand Analysis - October 2020

Agency: **OWOWENS - OWEN SOUND POLICE SERVICES**

Priority: **1**

Event Type Code	Event SubType	Event Count
911CALL	UNKNOWN TROUBLE - DISPATCH OFFICERS	23
ALARM	EXT-BUS-AUDIBLE	22
IMPAIRED	IMPAIRED DRIVING	19
DOMESTIC	HEATED/VIOLENCE/WEAPON-IMMEDIATE RESPONSE	17
TTPA	SUSPECT PRESENT/CAUSING PROBLEMS/IN CUSTODY	14
UNWANTED	POTENTIAL FOR VIOLENCE EXISTS	14
DISTURB	FIGHT/BAR FIGHT	12
THREATS	FEAR FOR IMMEDIATE SAFETY	10
MENTAL	VIOLENT TENDANCIES	9
SUSPERS	SUSPECT PRESENT OR MAY STILL BE IN AREA	9
FAMDISP	HEATED/VIOLENCE/WEAPON-IMMEDIATE RESPONSE	8
TRAFFIC	TRAFFIC HAZARD	8
MVC	PERSONAL INJURY - TIER	7
B-E	SUSP PRESENT OR MAY STILL BE IN AREA	6
ASSAULT	VIOLENCE/WEAPON-IMMEDIATE RESPONSE	5
DANGER	WIRES DOWN OR OTHER DANGERS	5
DEATH	n/a	5
DOMESTIC	SUSPECT AND VICTIM PRESENT	5
FAMDISP	SUSPECT AND VICTIM PRESENT	4
MISSPERS	UNKNOWN CIRCUMSTANCES	4
THEFT	SUSPECT PRESENT OR MAY STILL BE IN AREA	4

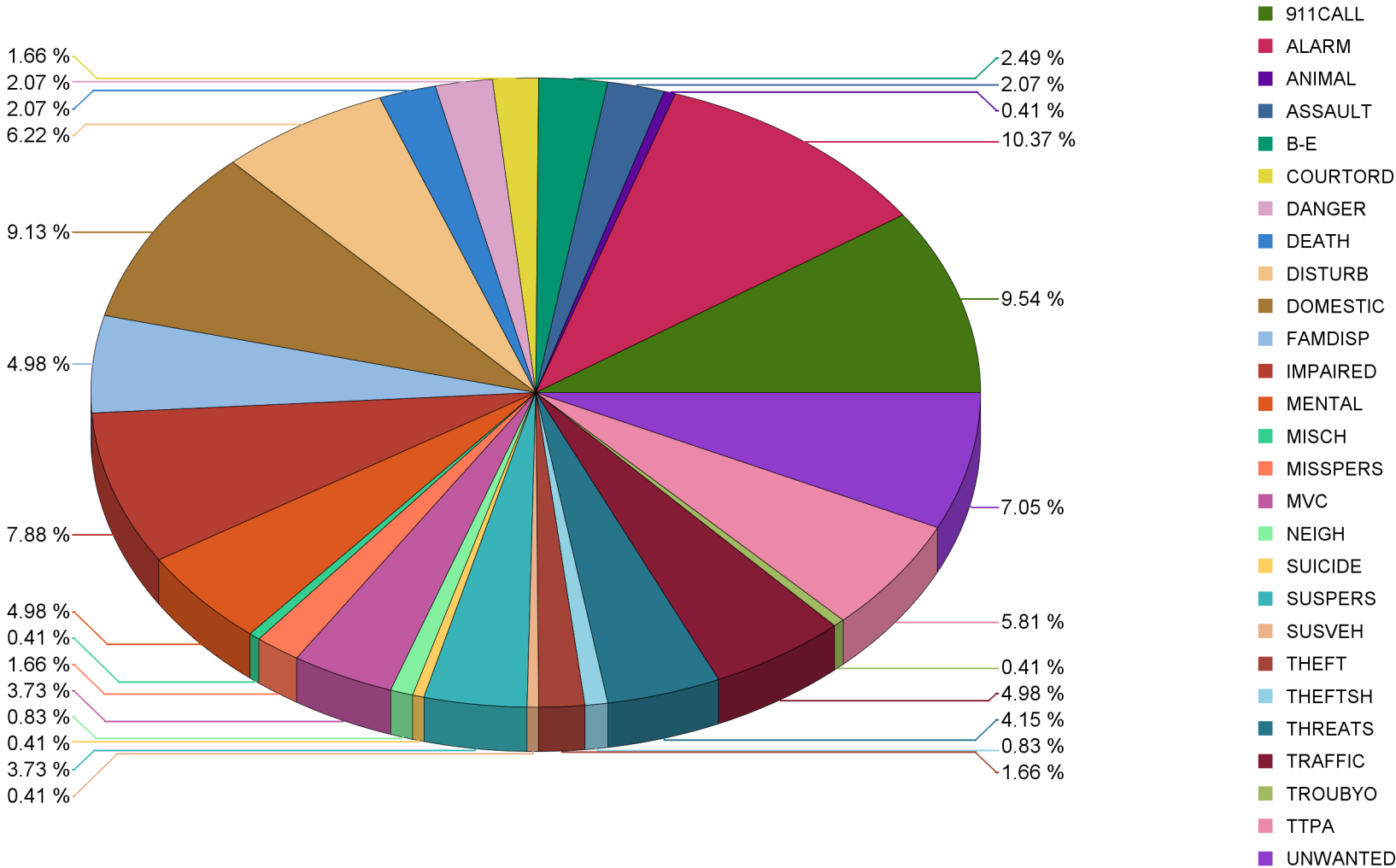
Demand Analysis - October 2020

Event Type Code	Event SubType	Event Count
TRAFFIC	NO HAZARD	4
DISTURB	NOISY PERSON/CROWD	3
MENTAL	NO HISTORY OF VIOLENCE	3
UNWANTED	NO THREAT OF VIOLENCE	3
ALARM	INTRUSION - PANIC ALARM	2
COURTORD	FAMILY COURT ORDER	2
COURTORD	ALL ORDERS EXCEPT FAMILY COURT	2
MVC	PROPERTY DAMAGE-POLICE TO ATTEND	2
NEIGH	POTENTIAL VIOLENCE	2
THEFTSH	CAUSING PROBLEMS OR BEING PURSUED	2
ALARM	HOLDUP - PANIC ALARM	1
ANIMAL	DANGER TO PUBLIC	1
MISCH	SUSPECT PRESENT OR MAY STILL BE IN AREA	1
SUICIDE	IN PROGRESS	1
SUSVEH	VEHICLE PRESENT OR MAY STILL BE IN AREA	1
TROUBYO	YOUTHS STILL IN AREA	1
	Total	241

Demand Analysis - October 2020

Percent by Type

Priority 1



Demand Analysis - October 2020

Agency: **OWOWENS - OWEN SOUND POLICE SERVICES**

Priority: **2**

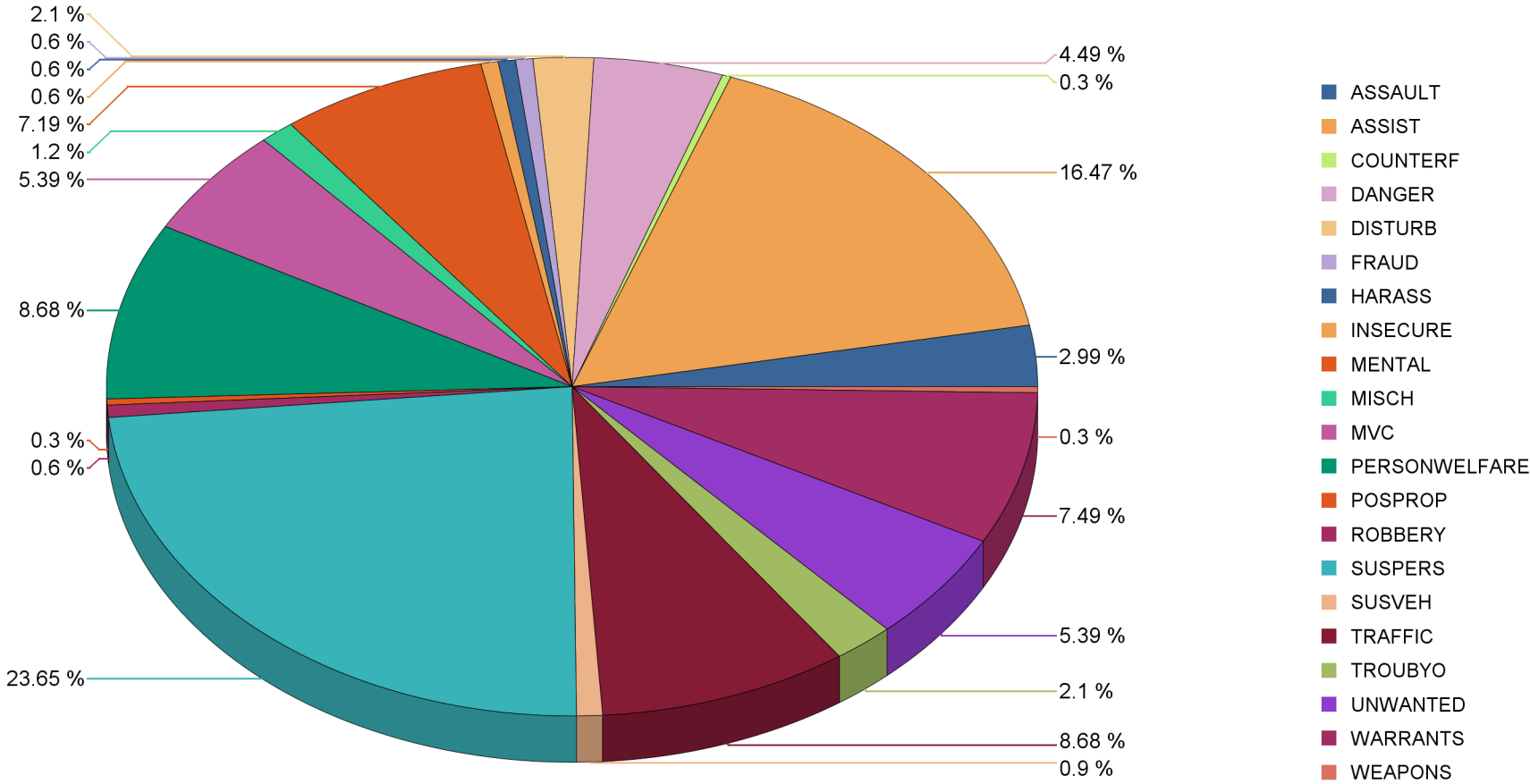
Event Type Code	Event SubType	Event Count
SUSPERS	SUSPECT PRESENT OR MAY STILL BE IN AREA	79
PERSONWELFARE	n/a	29
TRAFFIC	NO HAZARD	29
ASSIST	n/a	26
WARRANTS	ARREST, BENCH, SEARCH	25
MENTAL	NO HISTORY OF VIOLENCE	24
ASSIST	n/a	21
MVC	PROPERTY DAMAGE-POLICE TO ATTEND	18
UNWANTED	NO THREAT OF VIOLENCE	18
DANGER	COVID-19 PANDEMIC EVENT	15
ASSAULT	REPORTED AFTER THE FACT	10
DISTURB	NOISY PERSON/CROWD	7
TROUBYO	YOUTHS STILL IN AREA	7
ASSIST	n/a	6
MISCH	SUSPECT PRESENT OR MAY STILL BE IN AREA	4
SUSVEH	REPORTED AFTER THE FACT	3
ASSIST	n/a	2
FRAUD	SUSPECT PRESENT OR MAY STILL BE IN AREA	2
HARASS	SUSPECT PRESENT OR MAY STILL BE IN AREA	2
INSECURE	NO BREAK AND ENTER	2
ROBBERY	REPORTED AFTER THE FACT	2

Demand Analysis - October 2020

Event Type Code	Event SubType	Event Count
COUNTERF	SUSPECT PRESENT OR MAY STILL BE IN AREA	1
POSPROP	ACCUSED PRESENT	1
WEAPONS	REPORTED AFTER THE FACT	1
	Total	334

Demand Analysis - October 2020

Percent by Type
Priority 2



Demand Analysis - October 2020

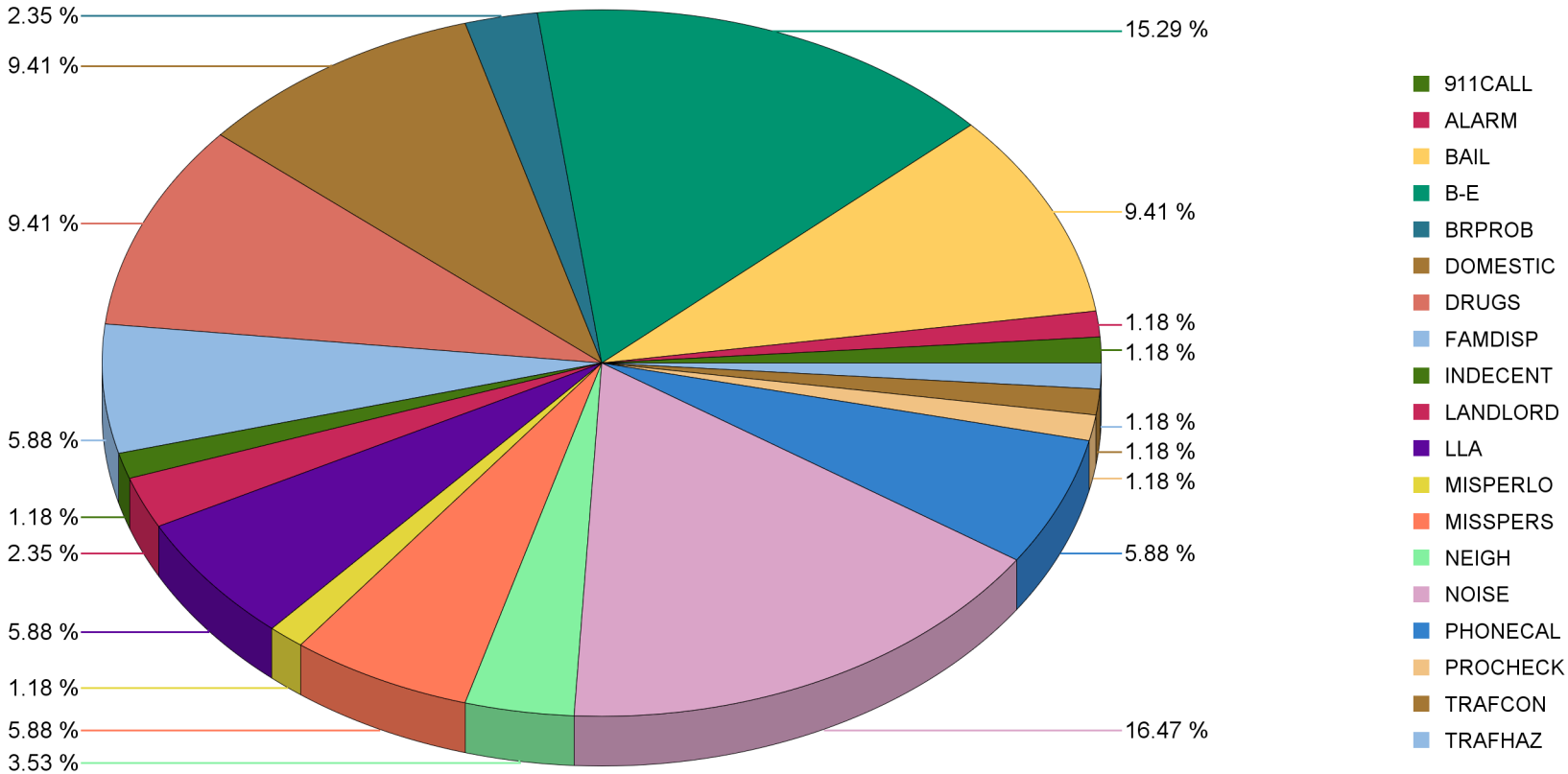
Agency: **OWOWENS - OWEN SOUND POLICE SERVICES**

Priority: **3**

Event Type Code	Event SubType	Event Count
NOISE	LOUD PARTY, LOUD MUSIC	14
B-E	SUSPECT NOT PRESENT/REPORTED AFTER FACT	13
BAIL	BREACH UNDERTAKING/RECOG. ETC	8
DOMESTIC	REPORTED AFTER THE FACT	8
DRUGS	SUSPECT PRESENT OR MAY STILL BE IN AREA	8
FAMDISP	REPORTED AFTER THE FACT	5
LLA	SUSPECT PRESENT OR MAY STILL BE IN AREA	5
MISSPERS	HABITUAL RUNAWAY	5
PHONECAL	HARASSING OR OBSCENE - NO SUSPECT	5
NEIGH	BOTH PARTIES PRESENT - CALM/NO VIOLENCE	3
BRPROB	SUSP PRESENT OR STILL IN AREA	2
LANDLORD	BOTH PARTIES PRESENT - CALM/NO VIOLENCE	2
911CALL	FAULTY TELEPHONE LINE	1
ALARM	VEHICLE ALARM	1
INDECENT	REPORTED AFTER THE FACT	1
MISPERLO	RPTD MISSING LOCAL/OTHER JURISDICTION	1
PROCHECK	REQUEST FOR PROPERTY CHECK	1
TRAFCON	n/a	1
TRAFHAZ	n/a	1
Total		85

Demand Analysis - October 2020

Percent by Type
Priority 3



Demand Analysis - October 2020

Agency: OWOWENS - OWEN SOUND POLICE SERVICES

Priority: 4

Event Type Code	Event SubType	Event Count
TRAFENF	n/a	225
COMMSERV	FOOT PATROL	99
ASSIST	ASSIST OTHER AGENCY OR PUBLIC	53
THEFT	REPORTED AFTER THE FACT	44
INFORM	POLICE INFORMATION ONLY	34
PREVBR	STAND BY KEEP THE PEACE	24
PROPERTY	FOUND - MAY REQUIRE POLICE TO PICKUP	24
TTPA	INFORMATION OR TRESPASS NOTICE	23
HARASS	REPORTED AFTER THE FACT	21
RIDE	n/a	20
SUSPERS	REPORTED AFTER THE FACT	14
SUSVEH	VEHICLE PRESENT OR MAY STILL BE IN AREA	14
FRAUD	REPORTED AFTER THE FACT	13
HARASS	SOCIAL MEDIA AND ONLINE	11
NEIGH	REPORTED AFTER THE FACT	11
ANIMAL	NO DANGER (AT LARGE, BITE REPORT)	10
MISCH	REPORTED AFTER THE FACT	10
NOISE	ONGOING PROBLEM	10
THREATS	REPORTED AFTER THE FACT	7

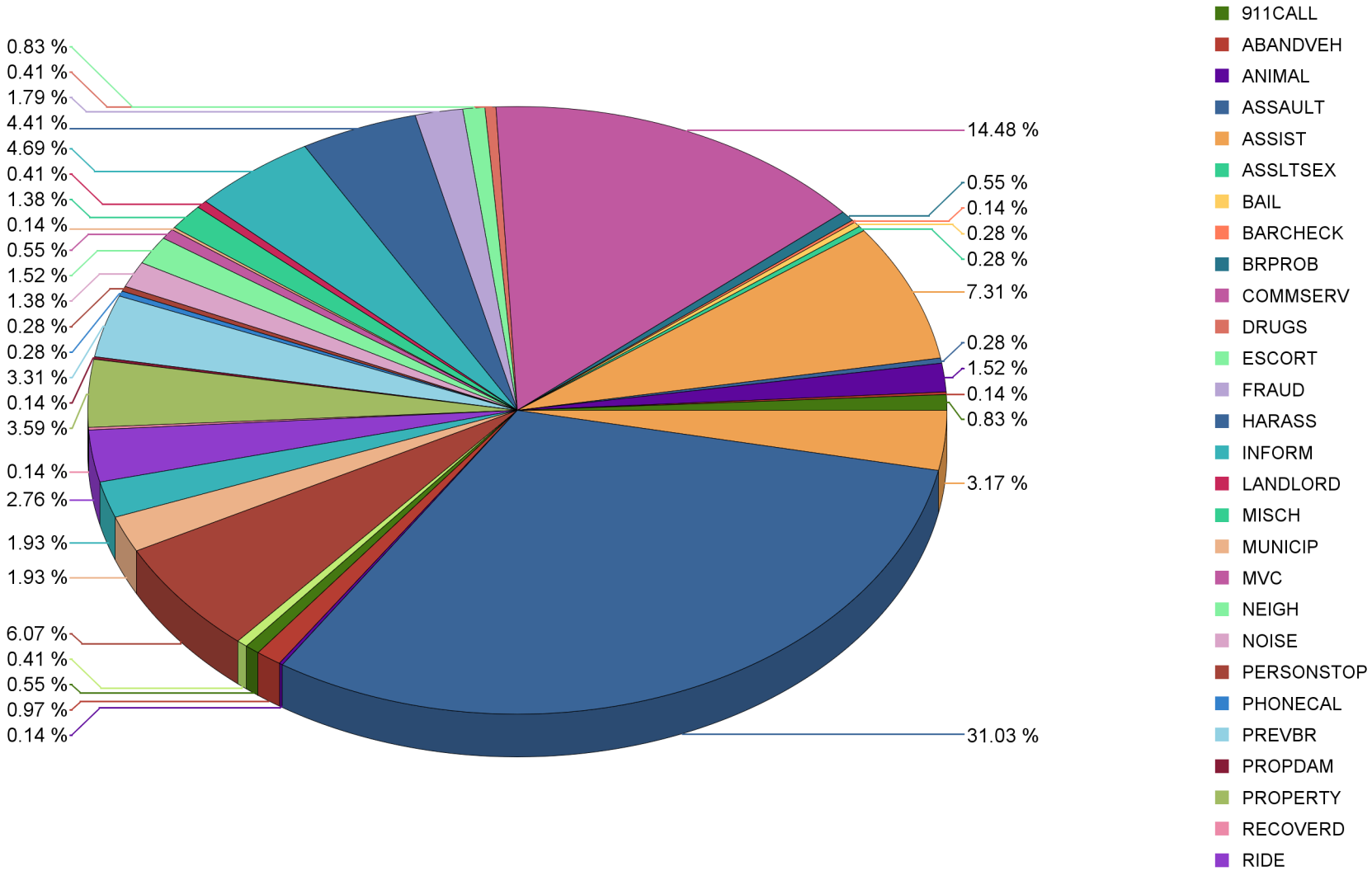
Demand Analysis - October 2020

Event Type Code	Event SubType	Event Count
911CALL	ACCIDENTAL DIAL	6
COMMSERV	COMMUNITY SERVICES	6
ESCORT	COURT/PRISONER/TRAFFIC	6
MVC	REPORTED AFTER THE FACT & NON REPORTABLE	4
THEFTSH	REPORTED AFTER THE FACT - NO SUSPECT PRESENT	4
BRPROB	SUSPECT NOT PRESENT/REPORTED AFTER FACT	3
DRUGS	REPORTED AFTER THE FACT	3
LANDLORD	REPORTED AFTER THE FACT	3
THEFTMV	REPORTED AFTER THE FACT	3
ASSAULT	SUSPECT NO LONGER AT SCENE	2
ASSLTSEX	HISTORICAL /REPORTED AFTER THE FACT	2
BAIL	SUSPECT NOT PRESENT/REPORTED AFTER FACT	2
PERSONSTOP	n/a	2
PHONECAL	HARASSING OR OBSCENE - KNOWN SUSPECT	2
PROPERTY	LOST	2
ABANDVEH	NOT CAUSING A TRAFFIC HAZARD	1
ANIMAL	BARKING DOG	1
BARCHECK	ROUTINE WALK THROUGH	1
BRPROB	COMPLIANCE CHECK	1
MUNICIP	REPORTED AFTER THE FACT	1
PROPDAM	NON-CRIMINAL	1
RECOVERD	STOLEN OWN JURISTITION	1
TOWED	TOWED VEHICLE REPORT	1
Total		725

Demand Analysis - October 2020

Percent by Type

Priority 4



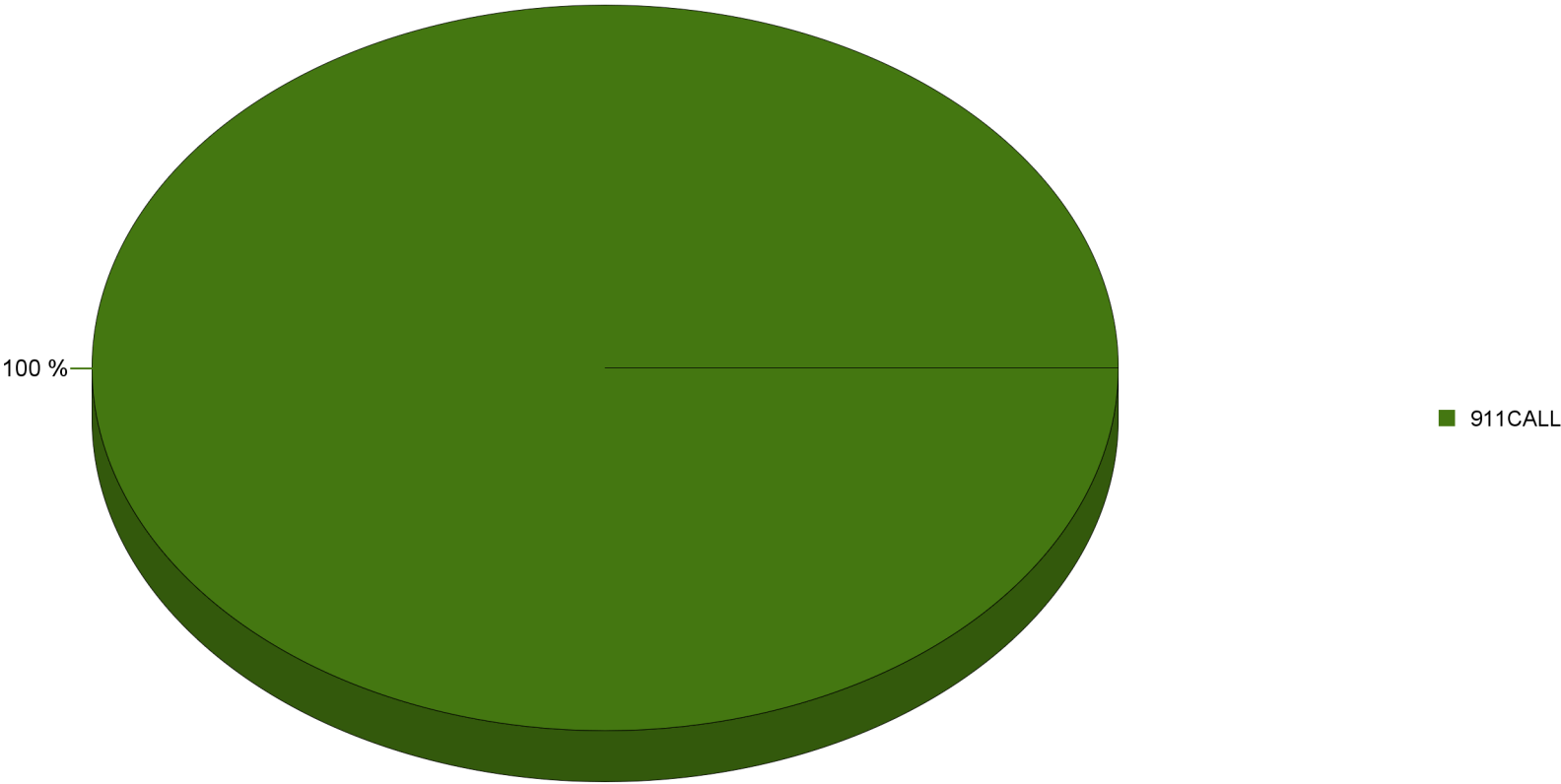
Demand Analysis - October 2020

Agency: OWOWENS - OWEN SOUND POLICE SERVICES
Priority: 9

Event Type Code	Event SubType	Event Count
911CALL	VOIP_TRANSFER TRACKING	24
	Total	24

Demand Analysis - October 2020

Percent by Type
Priority 9



Event Count Monthly - October 2020

Average Response Times from Call Entry to Scene

Call Priority	October	March	Actual Change	% Change	2020 YTD	2019 YTD	Actual Change YTD	% Change YTD
0	00:10:32	00:12:60	-00:02:28	-19	00:11:27	00:10:28	00:00:59	9.46
1	00:11:57	00:13:55	-00:01:59	-14.19	00:12:56	00:11:18	00:01:39	14.56
2	00:13:18	00:14:41	-00:01:23	-9.4	00:15:22	00:12:58	00:02:24	18.52
3	00:14:43	00:17:60	-00:03:17	-18.21	00:17:50	00:14:08	00:03:42	26.23
4	00:07:29	00:08:22	-00:00:53	-10.49	00:07:57	00:06:41	00:01:17	19.12
9	0	00:04:59	-00:04:59	-100	00:08:29	0	00:08:29	100

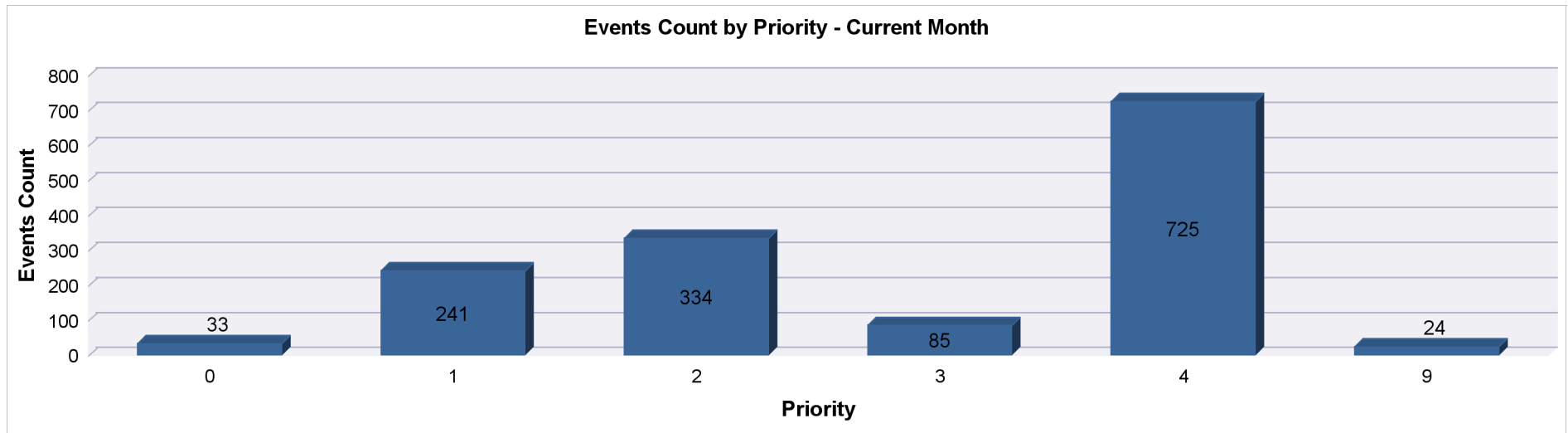
Average Response Times from Dispatch to Scene

Call Priority	October	March	Actual Change	% Change	2020 YTD	2019 YTD	Actual Change YTD	% Change YTD
0	00:06:34	00:08:24	-00:01:50	-21.82	00:07:39	00:06:17	00:01:22	21.76
1	00:07:06	00:07:49	-00:00:43	-9.24	00:07:00	00:05:60	00:01:00	16.79
2	00:07:60	00:07:35	00:00:25	5.41	00:07:30	00:06:22	00:01:08	17.83
3	00:08:06	00:06:50	00:01:16	18.63	00:07:46	00:06:39	00:01:08	16.96
4	00:04:11	00:04:04	00:00:07	2.83	00:03:57	00:03:03	00:00:54	29.21
9	0	00:02:48	-00:02:48	-100	00:05:55	0	00:05:55	100

Event Count Monthly - October 2020

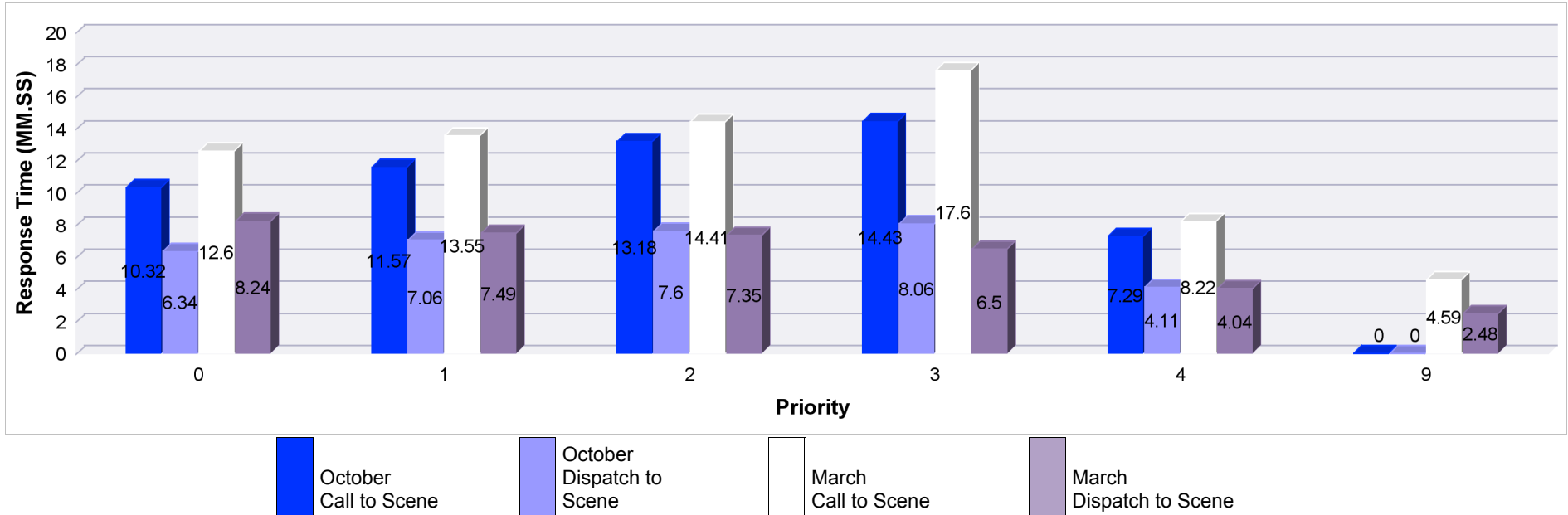
Event Count

Call Priority	October	March	Actual Change	% Change	2020 YTD	2019 YTD	Actual Change YTD	% Change YTD
0	33	23	10	43.48	249	100	149	149
1	241	196	45	22.96	2,418	567	1,851	326.46
2	334	300	34	11.33	3,294	714	2,580	361.34
3	85	82	3	3.66	1,020	287	733	255.4
4	725	651	74	11.37	7,206	2,144	5,062	236.1
9	24	24	0	0	199	0	199	100

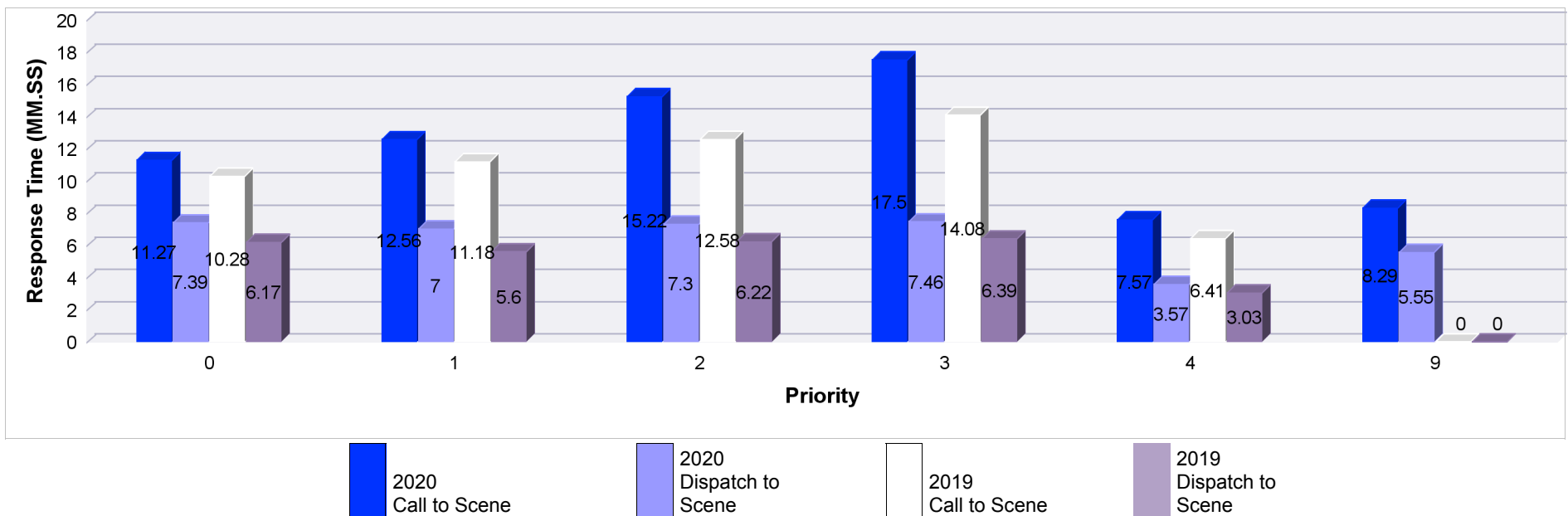


Event Count Monthly - October 2020

October Vs. March Response Times Comparisons



2020 Vs. 2019 Response Times Comparisons





Report to the Board: Information Technology

From: Director of Information Technology Services – C. Hill

Date: November 16 2020

Related to Business Plan S# 11.5 – October 2020

- Upgrades began to the Interview Room's for new high definition cameras, replaces obsolete units from 2008.
- Installation of equipment to permit Cell Monitors to complete tasks in the cell block area (monitoring security cameras and performing administrative records tasks)
- Installation of Wireless and laptop for video bails in the cell block
- RFP/Contracts for dispatch and 911
- NG911 voice trials nearing completion



Owen Sound Police Service
MONTHLY FINANCIAL REPORT
OCTOBER 2020

Prepared by: Donna Flood
Financial Coordinator
November 23, 2020

**OWEN SOUND POLICE SERVICES
FINANCIAL REPORT - OCTOBER 2020**

DEPARTMENTS 3000 - 3100 - 3200 - 3300

	ACTUALS	BUDGET	VARIANCE	% by Dept.	2020 BUDGET	2019 Actuals
DEPARTMENT 3100 " OFFICERS "	4,967,620.41	5,199,698.48	-232,078.06	-4%	6,235,638	5,117,510.64
CAPITAL ASSETS	262,874.39	126,875.00	135,999.39		152,250	130,357.24
DEPARTMENT 3200 " CIVILIANS "	793,181.53	886,358.85	-93,177.32	-11%	1,056,707	623,626.37
DEPARTMENT 3300 " COURT "	150,954.52	235,399.71	-84,445.19	-36%	282,480	205,626.82
DEPARTMENT 3000 " BOARD "	36,765.48	32,002.73	4,762.76	15%	38,403	59,631.77
SUMMARY TOTAL	6,211,396.33	6,480,334.75	-268,938.42		7,765,478	6,136,752.84
			-3.46%			

**OWEN SOUND POLICE SERVICES
FINANCIAL REPORT - OCTOBER 2020
DEPARTMENT 3100 POLICE OFFICERS**

	2020		PERIOD		page 1a	2019
	ACTUALS	BUDGET	VARIANCE	BUDGET	BUDGET	ACTUALS
CPP Grant	-183,750.00	-153,125.00	-30,625.00	-183,750		0.01
Total REVENUE - GENERAL	-183,750.00	-153,125.00	-30,625.00	-183,750		0.01
PERSONNEL						
OFFICERS - Wages -Full time	3,377,540.45	3,424,078.68	-46,538.23	4,108,894		3,121,447.99
OFFICERS - Wages -Part time	157,335.74	205,508.67	-48,172.93	246,610		145,318.98
Wages - Contingency		-114,667.47	114,667.47	-137,601		101,545.88
Wages - Overtime	68,621.70	62,500.00	6,121.70	75,000		66,301.73
Wages RECOVERY WSIB	-81,924.42	0.00	-81,924.42	0		
Accrued Payroll Expense	-84,696.07	16,666.67	-101,362.74	20,000		-8,445.67
PAYROLL BENEFIT OVERHEAD	1,067,447.03	1,056,743.78	10,703.25	1,268,093		1,044,065.63
Travel expense	36.78	833.33	-796.55	1,000		1,357.82
Clothing & C. Allowance	7,560.17	11,666.67	-4,106.50	14,000		8,868.27
Uniforms & Equipment	16,583.86	16,666.67	-82.81	20,000		24,193.38
Pensioners Benefits	114,204.51	152,500.00	-38,295.49	183,000		110,171.46
Car Allowances	8,000.00	8,000.00	0.00	9,600		7,200.00
Professional Development	24,384.23	41,666.67	-17,282.44	50,000		32,589.87
Memberships	8,176.24	7,083.33	1,092.91	8,500		9,711.05
Donations		0.00	0.00			500.00
Reallocated Wages	46,551.30	46,551.29	0.01	55,862		46,551.30
Recovery	16,127.73	-2,083.33	18,211.06	-2,500		8,827.44
Total Personnel - GENERAL	4,745,949.25	4,933,714.95	-187,765.70	5,920,458		4,720,205.13
Personnel - PAID DUTY						
Paid Duty REVENUE	-12,153.87	-33,333.33	21,179.46	-40,000		-27,883.00
Wages - Overtime Incl. Benefits	6,744.03	13,333.33	-6,589.30	16,000		13,797.44
Total Personnel - PAID DUTY	-5,409.84	-20,000.00	14,590.16	-24,000		-14,086
Personnel - R.I.D.E. Program						
RIDE - Ontario Grants	-12,624.31	-11,348.33	-1,275.98	-13,618		-13,460.00
RIDE - Wages - Overtime Incl. Benefits	4,754.40	11,348.33	-6,593.93	13,618		9,150.04
Total Personnel - R I D E Program	-7,869.91	0.00	-7,869.91	0		-4,309.96
Personnel - AUXILIARY POLICE						
REVENUE	0.00	0.00	0.00	0		
Clothing & C. Allowance (December)	0.00	1,250.00	-1,250.00	1,500		
Uniforms & Equipment	831.88	2,500.00	-1,668.12	3,000		102.27
Professional Development	67.81	416.67	-348.86	500		
Miscellaneous Expense	0.00	0.00	0.00	0		39.67
Total Personnel - AUXILIARY POLICE	899.69	4,166.67	-3,266.98	5,000		141.94
PERSONNEL TOTAL	4,733,569.19	4,917,881.62	-184,312.43	5,901,458		4,701,951.55
ADMINISTRATION						
Admin - CISO						
CISO Grant	-3,150.44	-6,666.67	3,516.23	-8,000		-8,000.00
CISO Repairs	239.03	0.00	239.03			
CISO Vehicle Lease/Expense	6,386.94	5,333.33	1,053.61	6,400		11,688.70
Total Admin - CISO	3,475.53	-1,333.33	4,808.86	-1,600.00		3,688.70
Admin - CRIME PREVENTION						
STOP / Y.I.P.I. GRANTS	-17,100.00	0.00	-17,100.00	0		
Donations (D.A.R.E.)	-17,814.43	-1,666.67	-16,147.76	-2,000		-12,907.76
Wages - Part Time	6,040.22	0.00	6,040.22	0		1,494.18
Wages - Full Time	57,048.47	55,020.39	2,028.08	66,024		10,638.37
Reallocated Wages		0.00	0.00	0		35,413.00
PAYROLL BENEFIT OVERHEAD	18,037.51	17,056.33	981.18	20,468		3,481.97
Clothing & C. Allowance	81.03	83.33	-2.30	100		1,242.19
Accrued Payroll Expense	-422.89	0.00	-422.89	0		-95.76
Meeting Expenses	17.30	0.00	17.30	0		
Office Supplies & Mail Hydro & supplies	355.95	0.00	355.95	0		1,190.16
Materials & Supplies	6,140.49	2,500.00	3,640.49	3,000		7,320.01
Promotion Exp (Incl Advertising)	1,242.47	833.33	409.14	1,000		379.45
Misc. (Training/POC Grant Expenses)	650.41	83.33	567.08	100		
RECOVERY	-100.00	0.00	-100.00	0		
Telephones	492.47	541.67	-49.20	650		1,189.55
Total Admin. - CRIME PREVENTION	54,669.00	74,451.72	-19,782.72	89,342		49,345.36

**OWEN SOUND POLICE SERVICES
FINANCIAL REPORT - OCTOBER 2020
DEPARTMENT 3100 POLICE OFFICERS**

page 1b
2020

	ACTUALS	PERIOD BUDGET	VARIANCE	BUDGET	
Administration - USE OF FORCE					
Materials & Supplies	10,856.51	10,000.00	856.51	12,000	5,099.46
Administration - GENERAL					
Bank Charges	1,685.68	1,250.00	435.68	1,500	1,676.58
Meeting Expenses		1,250.00	-1,250.00	1,500	205.34
Investigation Expense	3,424.50	5,833.33	-2,408.83	7,000	4,137.74
Postage/Courier/Shipping	1,763.10	2,083.33	-320.23	2,500	2,016.26
Photocopy / Lease charges	7,826.90	7,750.00	76.90	9,300	8,154.20
Office Supplies & Expense	15,450.93	15,000.00	450.93	18,000	19,948.54
Subscriptions/Publications	2,754.54	2,916.67	-162.13	3,500	9,604.97
HR Contract	3,256.32	14,858.91	-11,602.59	17,831	16,892.14
Counselling	23,127.99	22,896.23	231.76	27,475	18,510.19
Advertising		833.33	-833.33	1,000	
Miscellaneous Expense	818.23	0.00	818.23	0	2,166.61
Telephones	25,696.46	28,333.33	-2,636.87	34,000	24,859.63
Legal Fees		2,083.33	-2,083.33	2,500	
Office Equip Lease/Rental	5,969.25	10,833.33	-4,864.08	13,000	5,685.00
Total Administration - GENERAL	91,773.90	115,921.81	-24,147.91	139,106.17	113,857.20
ADMINISTRATION TOTAL	160,774.94	199,040.19	-38,265.25	238,848.23	171,990.72
EQUIPMENT					
Equipment - GENERAL					
Licence	2,715.83	1,235.00	1,480.83	1,482	3,555.13
Fuel	38,153.91	50,000.00	-11,846.09	60,000	45,504.09
Repairs/ Parts & Materials	30,213.44	29,166.67	1,046.77	35,000	24,526.64
Photo & I.D. Exp/Equipment	4,848.14	5,416.67	-568.53	6,500	7,207.11
Insurance	23,295.00	20,000.00	3,295.00	20,000	15,426.89
Service Agreements	151,986.65	126,416.67	25,569.98	151,700	144,619.09
Expense recovery	-814.69	0.00	-814.69		-136.00
Vehicle Leases		0.00	0.00		
Total Equipment - GENERAL	250,398.28	232,235.00	18,163.28	274,682.00	240,702.95
Equipment - (Comm Serv.)					
Licence					265.25
Fuel		0.00	0.00	0	36.02
Repairs	3,999.00	2,500.00	1,499.00	3,000	1,236.14
Insurance & Licence	2,829.00	1,166.67	1,662.33	1,400	1,328.00
Total Equipment - GENERAL	6,628.00	3,666.67	2,961.33	4,400.00	2,865.41
EQUIPMENT TOTAL	257,026.28	235,901.67	21,124.61	279,082.00	243,568.36
CAPITAL - GENERAL					
For Future Financing	50,000.00		50,000.00		
Office Equipment	2,684.40	0.00	2,684.40		1,175.33
Computer equipment	38,318.87	0.00	38,318.87		23,897.52
Software		0.00	0.00		34,460.44
Automobiles	58,429.49	0.00	58,429.49		53,878.62
Use of Force		0.00	0.00		10,890.78
Video Equipment		0.00	0.00		
Communications Equipment	73,486.29	0.00	73,486.29		4,938.63
Identification Equipment	3,866.87	0.00	3,866.87		
Building Improvements		0.00	0.00		
All Other Equipment	31,487.52	126,875.00	-95,387.48	152,250	-6,396.95
From Board Reserve		0.00	0.00	0	
To Board Reserves		0.00	0.00		
All Other Capital Items		0.00	0.00		7,512.87
Provincial Grant	-93,176.00	0.00	-93,176.00		
Software Capital		0.00	0.00		
Communication Capital	107,583.80	0.00	107,583.80		
Sale of Fixed Assets	-9,806.85	0.00	-9,806.85		
CAPITAL TOTAL	262,974.39	126,875.00	135,999.39	152,250.00	130,357.24
TOTAL DEPARTMENT 3100	5,230,494.80	5,326,573.48	-96,078.67	6,387,888.17	5,247,867.88

**OWEN SOUND POLICE SERVICES
FINANCIAL REPORT - OCTOBER 2020
DEPARTMENT 3200 POLICE CIVILIANS**

page 2a

	2020 ACTUALS	PERIOD BUDGET	VARIANCE	page 2a 2020 BUDGET	2019 ACTUALS
REVENUE - Dispatch					
CPP GRANT		0.00	0.00	0	-0.01
Dispatch Recovery O/MUN	-853,017.89	-781,144.53	-71,873.37	-937,373	-819,292.25
Fire Paging Revenues	-192,488.02	-169,377.55	-23,110.47	-203,253	-223,080.69
Owen Sound Fire Department	-77,694.58	-64,745.48	-12,949.10	-77,695	-76,362.30
E911 County Revenue	-92,108.80	-76,757.33	-15,351.47	-92,109	-92,089.76
Total REVENUE - Dispatch	-1,215,309.29	-1,092,024.89	-123,284.40	-1,310,430	-1,210,825.01
PERSONNEL					
DISPATCH - Wages -Full time	528,712.02	588,435.04	-59,723.02	706,122	570,049.37
Wages - Part Time	402,669.46	374,441.39	28,228.07	449,330	397,986.63
Wages - Overtime	32,141.70	4,166.67	27,975.03	5,000	21,731.40
Software Licence & Upgrades	0.00	0.00	0.00	0	
Reallocated Wages		0.00	0.00	0	-133,503.30
Accrued Payroll Expense	-50,338.92	2,916.67	-53,255.59	3,500	-23,581.11
PAYROLL BENEFIT OVERHEAD	211,825.71	238,581.27	-26,755.56	286,298	229,437.72
Contract Services	37,877.50	0.00	37,877.50		
Clothing Allowance	106.44	0.00			270.15
Travel expense	112.17	0.00	112.17		472.07
Professional Development	10,406.33	25,000.00	-14,593.67	30,000	10,595.34
Total Personnel - DISPATCH	1,173,512.41	1,233,541.03	-60,135.06	1,480,249	1,073,458.27
Personnel - RECORDS/DATA ENTRY					
REVENUE - POLICE REPORTS	-30,328.96	-33,333.33	3,004.37	-40,000	-37,943.77
Records Management Revenue	0.00	-29,166.67	29,166.67	-35,000	-55,666.79
Accrued Payroll Expense	-15,673.56	0.00	-15,673.56		-9,567.86
RECORDS - Wages -Full time	284,915.07	242,671.00	42,244.07	291,205	183,412.30
Wages - Part Time	81,440.20	73,126.33	8,313.88	87,752	138,959.74
Wages - Overtime	5,554.16	1,250.00	4,304.16	1,500	3,596.99
Reallocated Wages		0.00	0.00	0	-6,517.70
PAYROLL BENEFIT OVERHEAD	99,283.31	86,196.96	13,086.35	103,436	81,315.44
Total Personnel - RECORDS/DATA ENTRY	425,190.22	340,744.28	84,445.94	408,893	297,588.35
Personnel - ADMINISTRATION					
SECRETARIAL - Wages -Full time	50,064.30	51,446.74	-1,382.44	61,736	50,064.30
Accrued Payroll Expense	-2,966.67	0.00	-2,966.67		-2,274.46
Reallocated Wages		0.00	0.00	0	80,590.80
Wages - Part Time	44,262.24	43,215.43	1,046.81	51,859	42,810.48
PAYROLL BENEFIT OVERHEAD	21,716.92	22,430.81	-713.89	26,917	21,238.30
Total Personnel - ADMINISTRATION	113,076.79	117,092.98	-4,016.19	140,512	192,429.42
Personnel - Cell Block Monitoring					
Wages - Part time		146,000.00		175,200	
Record Checks Revenue		-299,833.33		-359,800	
Payroll Benefits Overhead		21,900.00		26,280	
Total Personnel - Cell Block Monitoring	0	-131,933	0	-158,320	0
Personnel - IDENTIFICATION UNIT					
IDENTIFICATION - Wages -Full time	66,854.30	65,021.33	1,832.97	78,026	60,974.28
Accrued Payroll Expense	-1,418.26	0.00	-1,418.26		
PAYROLL BENEFIT OVERHEAD	20,724.82	20,156.62	568.20	24,188	18,292.37
Total Personnel - IDENTIFICATION UNIT	86,160.86	51,106.77	35,054.09	102,214	79,266.65

**OWEN SOUND POLICE SERVICES
FINANCIAL REPORT - OCTOBER 2020
DEPARTMENT 3200 POLICE CIVILIANS**

page 2b

	2020 ACTUALS	PERIOD BUDGET	VARIANCE	2020 BUDGET	2019 ACTUALS
Personnel - LICENCING/CPIC					
REVENUE - PERMITS/BYLAW	-4,559.96	-16,666.67	12,106.71	-20,000	-8,965.00
LICENCE - Wages	9,914.55	48,487.40	-38,572.85	58,185	46,926.88
Wages - Overtime		0.00	0.00		479.93
Accrued Payroll Expense	-1,093.18	0.00	-1,093.18		
PAYROLL BENEFIT OVERHEAD	3,073.51	15,031.09	-11,957.58	18,037	14,078.02
Total Personnel - LICENCING/CPIC	7,334.92	46,851.83	-39,516.91	56,222	52,519.83
Personnel - SWITCHBOARD					
WAGES - Full Time	27,847.81	51,057.39	-23,209.58	61,269	2,297.81
Wages - Part Time	71,245.72	44,995.64	26,250.08	53,995	66,935.76
Wages - Overtime	1,217.42	0.00	1,217.42		1,019.97
Accrued Payroll Expense	-4,785.56	0.00	-4,785.56		-6,490.89
Payroll Benefit Overhead	17,980.51	22,577.14	-4,596.63	27,093	9,723.93
Total Personnel - SWITCHBOARD	113,505.90	118,630.18	-5,124.28	142,356.21	73,486.58
Personnel - Information Technology Services					
IT/Records Management Revenue	-47,328.71	-50,000.00	2,671.29	-60,000	
IT Wages - Full Time	150,410.57	149,634.67	775.90	179,562	
Wages - Overtim	447.24	0.00	447.24		
Payroll Benefits Overhead	46,627.31	46,386.75	240.56	55,664	
Reallocated Wages	-53,928.80	-53,928.79	-0.01	-64,715	
Payroll Accrual		0.00	0.00		
Total Personnel - Information Technology Serv	96,227.61	92,092.63	4,134.99	110,511	0
PERSONNEL TOTAL	1,918,781.10	1,907,967.07	10,707.59	2,282,637.05	1,768,749.10
ADMINISTRATION					
Pensioners Benefits	16,560.82	33,333.33	-16,772.51	40,000	19,527.13
Telephone	97,535.06	39,583.33	57,951.73	47,500	78,434.94
Telephone Cost RECOVERY	-31,057.77	-8,333.33	-22,724.44	-10,000	-34,684.53
EQUIPMENT - General					
Repairs to Equipment	6,671.61	5,833.33	838.28	7,000	2,424.74
ADMINISTRATION & EQUIPMENT TOTAL	89,709.72	70,416.67	19,293.05	84,500	85,702.28
TOTAL DEPARTMENT 3200	793,181.53	886,358.85	-93,283.75	1,056,707	623,626.37

**OWEN SOUND POLICE SERVICES
FINANCIAL REPORT - OCTOBER 2020
DEPARTMENT 3300 COURT SECURITY**

page 3a

	2020 ACTUALS	PERIOD BUDGET	VARIANCE	2020 BUDGET	2019 ACTUALS
Personnel - COURT CASE MANAGERS					
Wages -Full time	84,918.37	130,719.01	-45,800.64	156,863	134,129.60
Wages - Contingency		-5,731.40	5,731.40	-6,878	
Wages - Overtime	0.00	833.33	-833.33	1,000	
PAYROLL BENEFIT OVERHEAD	25,785.01	38,746.16	-12,961.15	46,495	40,238.88
Accrued Payroll Expense	-1,820.58	1,250.00	-3,070.58	1,500	
Earnings recovery		0.00	0.00	0	-29,911.60
Clothing & C. Allowance		0.00	0.00	0	
Travel Expenses		0.00	0.00	0	
Total Personnel - GENERAL	108,882.80	165,817.10	-56,934.30	198,981	144,456.88
Personnel - SPECIAL CONSTABLES					
From Prior Reserves					
SPEC. - Wages - Part time	258,538.39	284,086.18	-25,547.79	340,903	357,022.34
SPEC. - Wages - Full time	57,644.99	57,552.74	92.25	69,063	
Wages - Overtime	1,413.78	1,250.00	163.78	1,500	2,232.83
Retirement incentive		0.00	0.00	0	
Pension benefits	2,575.86	7,291.67	-4,715.81	8,750	2,906.10
PAYROLL BENEFIT OVERHEAD	52,463.07	60,454.28	-7,991.21	72,545	49,567.54
Clothing & C. Allowance	999.37	1,291.67	-292.30	1,550	1,089.43
Training	584.06	4,166.67	-3,582.61	5,000	407.04
Uniforms & Equipment	1,142.79	2,083.33	-940.54	2,500	1,153.58
Accrued Payroll Expense	-22,149.00	0.00	-22,149.00		-15,683.57
Government Grant	-316,659.54	-351,843.93	35,184.39	-422,213	-340,889.49
Total Personnel - SPEC. CONSTABLES	36,553.77	66,332.61	-29,778.84	79,599	57,805.80
PERSONNEL TOTAL	145,436.57	232,149.71	-86,713.14	278,580	202,262.68
Administration - GENERAL					
Prisoner & Escort Expenses	4,810.63	1,666.67	3,143.96	2,000	7,201.51
Prisoner & Escort RECOVERY	-1,330.14	-833.33	-496.81	-1,000	-5,514.44
Miscellaneous Expense	786.63	416.67	369.96	500	192.53
Telephone Lines and Leases	1,250.83	2,000.00	-749.17	2,400	1,449.46
Total Administration - GENERAL	5,517.95	3,250.00	2,267.95	3,900	3,329.06
Equipment - GENERAL					
Licence		0.00	0.00	0	
Fuel		0.00	0.00	0	35
Repairs/ Parts & Materials		0.00	0.00	0	
Insurance		0.00	0.00	0	
Lease		0.00	0.00	0	
Total Equipment - GENERAL	0.00	0.00	0.00	0	35.08
ADMINISTRATION & EQUIPMENT TOTAL	5,517.95	3,250.00	2,267.95	3,900	3,364.14
TOTAL DEPARTMENT 3300	150,954.52	235,399.71	-84,445.19	282,480	205,626.82

**OWEN SOUND POLICE SERVICES
FINANCIAL REPORT - OCTOBER 2020
DEPARTMENT 3000 POLICE SERVICES BOARD**

page 4a

	2020 ACTUALS	PERIOD BUDGET	VARIANCE	2020 BUDGET	2019 ACTUALS
PERSONNEL - GENERAL					
One time funding Pr Yr Res			0.00		
Donations					(4,500.00)
From BOARD Reserves (Appreciation)		-27,083.33	27,083.33	-32,500	2,500.00
Remuneration	8,343.00	9,691.37	-1,348.37	11,630	8,343.00
Wages - Full Time	12,516.02	12,799.38	-283.36	15,359	12,516.02
Reallocated Wages	7,377.50	7,377.50	0.00	8,853	7,377.50
PAYROLL BENEFIT OVERHEAD	3,617.48	3,967.81	-350.33	4,761	3,754.74
Accrued Payroll Expense	-1,479.17	0.00	-1,479.17		-
Appreciation functions	27.00	8,333.33	-8,306.33	10,000	12,070.15
Expense Recovery	-900.00	0.00	-900.00	0	-
Total PERSONNEL - GENERAL	29,501.83	15,086.06	14,415.77	18,103	42,061.41
ADMINISTRATION					
One time funding					
Professional Development	915.84	5,000.00	-4,084.16	6,000	5,013.99
Memberships	3,629.99	1,375.00	2,254.99	1,650	1,672.38
Meeting Expenses	940.26	833.33	106.93	1,000	228.71
Office Supplies & Expense	81.65	416.67	-335.02	500	962.26
Advertising	55.00	833.33	-778.33	1,000	533.93
Telephones	444.21	958.33	-514.12	1,150	730.61
Legal Fees	1,196.70	7,500.00	-6,303.30	9,000	911.77
Consultants fees	0.00	0.00	0.00	0	7,516.71
Total ADMINISTRATION	7,263.65	16,916.67	-9,653.02	20,300	17,570.36
POLICE SERVICE BOARD ACTIVITIES					
Revenue	-22,881.23	0.00	-22,881.23	0	
External Police Reports	-113,260.95	0.00	-113,260.95	0	
From Prior Reserves	0.00	0.00	0.00	0	
Interest Revenue	-2,012.35	0.00	-2,012.35	0	
Bank Charges	104.26	0.00	104.26	0	
Office Supplies	0.00	0.00	0.00	0	
To Police Board Reserves	138,050.27	0.00	138,050.27	0	
Total POL SERV BOARD ACTIVITIES	0.00	0.00	0.00	0	0.00
TOTAL DEPARTMENT 3000	36,765.48	32,002.73	4,762.76	38,403	59,631.77

Board Reserve for Equipment	
Opening Balance at December 31, 2019	175,290.07
Cufflinks Donation	-2,000.00
Current year transfers	138,050.27
Balance to date	311,340.34

OWEN SOUND POLICE SERVICES

PAYMENT OF ACCOUNTS
For the period October 1 - 31, 2020

Detailed list available upon request

	<u>AMOUNT</u>
DEPARTMENT 3000 (Board)	\$ 970.84
DEPARTMENT 3100 (Officers)	21,821.12
DEPARTMENT 3200 (Civilians)	13,602.70
DEPARTMENT 3300 (Court Security)	1,715.53
TOTAL EXPENSES	<u>\$ 38,110.19</u>

**OWEN SOUND POLICE SERVICES
FINANCIAL REPORT - PROJECTED TO DECEMBER 31, 2020**

DEPARTMENTS 3000 - 3100 - 3200 - 3300

	ACTUALS	BUDGET	VARIANCE	% by Dept.	2020 BUDGET
DEPARTMENT 3100 " OFFICERS "	5,945,972.51	6,235,638.17	-289,665.66	-5%	6,235,638
CAPITAL ASSETS	259,250.00	152,250.00	107,000.00		152,250
DEPARTMENT 3200 " CIVILIANS "	1,145,436.25	1,053,409.26	92,026.99	9%	1,056,707
DEPARTMENT 3300 " COURT "	181,149.80	282,479.65	-101,329.85	-36%	282,480
DEPARTMENT 3000 " BOARD "	65,813.87	38,403.27	27,410.60	71%	38,403
SUMMARY TOTAL	7,597,622.43	7,762,180.35	-164,557.92		7,765,478
			-2.12%		

OWEN SOUND POLICE SERVICES
FINANCIAL REPORT - PROJECTED TO DECEMBER 31, 2020
DEPARTMENT 3000 POLICE SERVICES BOARD

page 4a

	2020 ACTUALS	PERIOD BUDGET	VARIANCE	2020 BUDGET	2019 ACTUALS
PERSONNEL - GENERAL					
One time funding Pr Yr Res			0.00		
Donations					(4,500.00)
From BOARD Reserves (Appreciation)		-32,500.00	32,500.00	-32,500	2,500.00
Remuneration	11,124.00	11,629.64	-505.64	11,630	8,343.00
Wages - Full Time	14,222.75	15,359.26	-1,136.51	15,359	11,378.20
Reallocated Wages	8,853.00	8,853.00	0.00	8,853	6,639.75
PAYROLL BENEFIT OVERHEAD	4,146.56	4,761.37	-614.81	4,761	3,413.40
Accrued Payroll Expense	1,400.00	0.00	1,400.00		-
Appreciation functions	10,027.00	10,000.00	27.00	10,000	3,032.78
Expense Recovery	-900.00	0.00	-900.00	0	-
Total PERSONNEL - GENERAL	48,873.31	18,103.27	30,770.04	18,103	30,807.13
ADMINISTRATION					
One time funding					
Professional Development	2,500.00	6,000.00	-3,500.00	6,000	5,553.32
Memberships	3,629.99	1,650.00	1,979.99	1,650	1,672.38
Meeting Expenses	940.26	1,000.00	-59.74	1,000	228.71
Office Supplies & Expense	81.65	500.00	-418.35	500	887.79
Advertising	0.00	1,000.00	-1,000.00	1,000	533.93
Telephones	591.96	1,150.00	-558.04	1,150	681.36
Legal Fees	9,196.70	9,000.00	196.70	9,000	911.77
Consultants fees	0.00	0.00	0.00	0	7,516.71
Total ADMINISTRATION	16,940.56	20,300.00	-3,359.44	20,300	17,985.97
POLICE SERVICE BOARD ACTIVITIES					
Revenue	-22,661.23	0.00	-22,661.23	0	
External Police Reports	-88,500.95	0.00	-88,500.95	0	
From Prior Reserves	0.00	0.00	0.00	0	
Interest Revenue	-1,888.11	0.00	-1,888.11	0	
Bank Charges	101.79	0.00	101.79	0	
Office Supplies	0.00	0.00	0.00	0	
To Police Board Reserves	112,948.50	0.00	112,948.50	0	
Total POL SERV BOARD ACTIVITIES	0.00	0.00	0.00	0	0.00
TOTAL DEPARTMENT 3000	65,813.87	38,403.27	27,410.60	38,403	48,793.10

**OWEN SOUND POLICE SERVICES
FINANCIAL REPORT - PROJECTED TO DECEMBER 31, 2020
DEPARTMENT 3100 POLICE OFFICERS**

	2020	PERIOD	VARIANCE	page 1a 2020 BUDGET	2019 ACTUALS
CPP Grant	-183,750.00	-183,750.00	0.00	-183,750	0.01
Total REVENUE - GENERAL	-183,750.00	-183,750.00	0.00	-183,750	0.01
PERSONNEL					
OFFICERS - Wages -Full time	3,871,957.54	4,108,894.42	-236,936.88	4,108,894	2,844,015.96
OFFICERS - Wages -Part time	181,640.70	246,610.40	-64,969.70	246,610	134,711.55
Wages - Contingency		-137,600.96	137,600.96	-137,601	101,545.88
Wages - Overtime	74,904.82	75,000.00	-95.38	75,000	59,028.96
Wages RECOVERY WSIB	-61,279.68	0.00	-61,279.68	0	
Accrued Payroll Expense	20,000.00	20,000.00	0.00	20,000	-8,445.67
PAYROLL BENEFIT OVERHEAD	1,219,330.03	1,268,092.53	-48,762.50	1,268,093	948,701.96
Travel expense	36.78	1,000.00	-963.22	1,000	1,357.82
Clothing & C. Allowance	13,990.17	14,000.00	-9.83	14,000	8,463.03
Uniforms & Equipment	20,180.86	20,000.00	180.86	20,000	20,165.10
Pensioners Benefits	136,888.23	183,000.00	-46,113.77	183,000	98,720.95
Car Allowances	9,600.00	9,600.00	0.00	9,600	6,400.00
Professional Development	50,002.06	50,000.00	2.06	50,000	31,408.27
Memberships	8,643.10	8,500.00	143.10	8,500	9,341.76
Donations		0.00	0.00		500.00
Reallocated Wages	55,862.00	55,861.55	0.45	55,862	41,896.17
Recovery	-2,500.00	-2,500.00	0.00	-2,500	5,568.46
Total Personnel - GENERAL	5,599,254.41	5,920,457.94	-321,203.53	5,920,458	4,303,380.20
Personnel - PAID DUTY					
Paid Duty REVENUE	-5,858.87	-40,000.00	34,141.13	-40,000	-24,283.00
Wages - Overtime Incl. Benefits	4,030.83	16,000.00	-11,969.17	16,000	13,179.20
Total Personnel - PAID DUTY	-1,828.04	-24,000.00	22,171.96	-24,000	-11,104
Personnel - R.I.D.E. Program					
RIDE - Ontario Grants	-12,624.31	-13,618.00	993.69	-13,618	-13,460.00
RIDE - Wages - Overtime Incl. Benefits	12,624.31	13,618.00	-993.69	13,618	9,150.04
Total Personnel - R.I.D.E. Program	0.00	0.00	0.00	0	-4,309.96
Personnel - AUXILIARY POLICE					
REVENUE	0.00	0.00	0.00	0	
Clothing & C. Allowance (December)	1,000.00	1,500.00	-500.00	1,500	
Uniforms & Equipment	3,189.93	3,000.00	189.93	3,000	102.27
Professional Development	467.81	500.00	-32.19	500	
Miscellaneous Expense	9.87	0.00	9.87	0	
Total Personnel - AUXILIARY POLICE	4,667.61	5,000.00	-332.39	5,000	102.27
PERSONNEL TOTAL	5,602,093.98	5,901,457.94	-299,363.96	5,901,458	4,288,068.71
ADMINISTRATION					
Admin - CISO					
CISO Grant	-3,150.44	-8,000.00	4,849.56	-8,000	
CISO Repairs	239.03	0.00	239.03		
CISO Vehicle Lease/Expense	7,322.00	6,400.00	922.00	6,400	
Total Admin - CISO	4,410.59	-1,600.00	6,010.59	-1,600.00	0.00
Admin - CRIME PREVENTION					
STOP / Y.I.P.I. GRANTS	-1,824.00	0.00	-1,824.00	0	
Donations (D.A.R.E.)	-3,848.43	-2,000.00	-1,848.43	-2,000	-12,907.76
Wages - Part Time	6,040.22	0.00	6,040.22	0	1,446.86
Wages - Full Time	65,142.95	66,024.47	-881.52	66,024	5,690.29
Reallocated Wages		0.00	0.00	0	31,871.70
PAYROLL BENEFIT OVERHEAD	20,546.80	20,467.59	79.21	20,468	1,953.12
Clothing & C. Allowance	108.04	100.00	8.04	100	665.74
Accrued Payroll Expense	400.00	0.00	400.00	0	-95.76
Meeting Expenses	17.30	0.00	17.30	0	
Office Supplies & Mail Hydro & supplies	355.95	0.00	355.95	0	1,037.54
Materials & Supplies	4,374.82	3,000.00	1,374.82	3,000	7,258.95
Promotion Exp (Incl. Advertising)	1,242.47	1,000.00	242.47	1,000	379.45
Misc. (Training/POC Grant Expenses)	3,127.31	100.00	3,027.31	100	
RECOVERY	-100.00	0.00	-100.00	0	
Telephones	591.00	650.00	-59.00	650	1,140.30
Total Admin - CRIME PREVENTION	96,174.43	89,342.06	6,832.37	89,342	38,440.43

OWEN SOUND POLICE SERVICES
FINANCIAL REPORT - PROJECTED TO DECEMBER 31, 2020
DEPARTMENT 3100 POLICE OFFICERS

page 1b
2020

	ACTUALS	PERIOD BUDGET	VARIANCE	BUDGET	
Administration - USE OF FORCE					
Materials & Supplies	12,856.51	12,000.00	856.51	12,000	5,099.46
Administration - GENERAL					
Bank Charges	2,250.83	1,500.00	750.83	1,500	1,510.78
Meeting Expenses		1,500.00	-1,500.00	1,500	205.34
Investigation Expense	7,076.37	7,000.00	76.37	7,000	3,654.04
Postage/Courier/Shipping	2,501.17	2,500.00	1.17	2,500	1,944.16
Photocopy / Lease charges	9,300.23	9,300.00	0.23	9,300	7,694.60
Office Supplies & Expense	20,873.70	18,000.00	2,873.70	18,000	19,489.47
Subscriptions/Publications	2,082.54	3,500.00	-1,417.46	3,500	8,970.97
HR Contract	17,756.32	17,830.69	-74.37	17,831	15,263.98
Counselling	28,198.98	27,475.48	723.50	27,475	15,865.44
Advertising		1,000.00	-1,000.00	1,000	
Miscellaneous Expense	808.36	0.00	808.36	0	2,159.50
Telephones	33,946.37	34,000.00	-53.63	34,000	22,280.52
Legal Fees	10,000.00	2,500.00	7,500.00	2,500	
Office Equip. Lease/Rental	7,106.25	13,000.00	-5,893.75	13,000	5,116.50
Total Administration - GENERAL	141,901.12	139,106.17	2,794.95	139,106.17	104,155.30
ADMINISTRATION TOTAL	255,342.65	238,846.23	16,494.42	238,846.23	147,695.19
EQUIPMENT					
Equipment - GENERAL					
Licence	2,715.83	1,482.00	1,233.83	1,482	1,165.88
Fuel	46,342.67	60,000.00	-13,657.33	60,000	41,113.08
Repairs/ Parts & Materials	37,414.98	35,000.00	2,414.98	35,000	13,716.35
Photo & I.D. Exp/Equipment	5,341.72	6,500.00	-1,158.28	6,500	5,236.61
Insurance	23,295.00	20,000.00	3,295.00	20,000	15,426.89
Service Agreements	151,798.56	151,700.00	98.56	151,700	137,781.32
Expense recovery	-814.69	0.00	-814.69		2,920.14
Vehicle Leases		0.00	0.00		
Total Equipment - GENERAL	266,094.07	274,682.00	-8,587.93	274,682.00	217,360.27
Equipment - (Comm. Serv.)					
Fuel		0.00	0.00	0	
Repairs	3,562.81	3,000.00	562.81	3,000	1,227.13
Insurance & Licence	2,629.00	1,400.00	1,229.00	1,400	1,328.00
Total Equipment - GENERAL	6,191.81	4,400.00	1,791.81	4,400.00	2,555.13
EQUIPMENT TOTAL	272,285.88	279,082.00	-6,796.12	279,082.00	219,915.40
CAPITAL - GENERAL					
For Future Financing	50,000.00		50,000.00		
Office Equipment	2,684.40	0.00	2,684.40		1,175.33
Computer equipment	38,318.87	0.00	38,318.87		19,658.85
Software		0.00	0.00		34,460.44
Automobiles	49,828.71	0.00	49,828.71		53,878.62
Use of Force		0.00	0.00		7,378.12
Video Equipment		0.00	0.00		
Communications Equipment	73,486.29	0.00	73,486.29		4,938.63
Identification Equipment	3,866.87	0.00	3,866.87		
Building Improvements		0.00	0.00		
All Other Equipment	30,774.10	152,250.00	-121,475.90	152,250	-6,396.95
From Board Reserve	-37,140.03	0.00	-37,140.03	0	
To Board Reserves		0.00	0.00		
All Other Capital Items		0.00	0.00		7,512.87
Provincial Grant	-93,176.00	0.00	-93,176.00		
Deferred Grant	42,829.84	0.00	42,829.84		
Communication Capital	107,583.80	0.00	107,583.80		
Sale of Fixed Assets	-9,806.85	0.00	-9,806.85		
CAPITAL TOTAL	259,250.00	152,250.00	107,000.00	152,250.00	122,605.91
TOTAL DEPARTMENT 3100	6,205,222.51	6,387,888.17	-182,665.66	6,387,888.17	4,778,285.22

OWEN SOUND POLICE SERVICES
FINANCIAL REPORT - PROJECTED TO DECEMBER 31, 2020
DEPARTMENT 3200 POLICE CIVILIANS

page 2a

	2020 ACTUALS	PERIOD BUDGET	VARIANCE	2020 BUDGET	2019 ACTUALS
REVENUE - Dispatch					
CPP GRANT		0.00	0.00	0	-0.01
Dispatch Recovery O/MUN	-937,373.43	-937,373.43	0.00	-937,373	-747,869.22
Fire Paging Revenues	-203,253.06	-203,253.06	0.00	-203,253	-198,062.53
Owen Sound Fire Department	-77,694.58	-77,694.58	0.00	-77,695	-76,362.30
E911 County Revenue	-92,108.80	-92,108.80	0.00	-92,109	-92,089.76
Total REVENUE - Dispatch	-1,310,429.87	-1,310,429.87	0.00	-1,310,430	-1,114,383.82
PERSONNEL					
DISPATCH - Wages -Full time	514,546.04	706,122.05	-191,576.01	706,122	522,755.29
Wages - Part Time	471,648.07	449,329.67	22,318.40	449,330	360,925.96
Wages - Overtime	34,805.55	5,000.00	29,805.55	5,000	19,860.33
Software Licence & Upgrades	0.00	0.00	0.00	0	
Reallocated Wages		0.00	0.00	0	-120,152.97
Accrued Payroll Expense	3,500.00	3,500.00	0.00	3,500	-23,581.11
PAYROLL BENEFIT OVERHEAD	214,129.61	286,297.52	-72,167.91	286,298	210,555.16
Contract Services	37,877.50	0.00	37,877.50		
Clothing Allowance	606.44	0.00			270.15
Travel expense	85.16	0.00	85.16		367.23
Professional Development	27,940.66	30,000.00	-2,059.34	30,000	8,554.71
Total Personnel - DISPATCH	1,305,139.03	1,480,249.24	-175,716.65	1,480,249	979,554.75
Personnel - RECORDS/DATA ENTRY					
REVENUE - POLICE REPORTS	-34,981.66	-40,000.00	5,018.34	-40,000	-34,286.77
Records Management Revenue	0.00	-35,000.00	35,000.00	-35,000	-45,271.79
Accrued Payroll Expense	3,500.00	0.00	3,500.00		-9,567.86
RECORDS - Wages -Full time	367,519.58	291,205.20	76,314.38	291,205	163,516.30
Wages - Part Time	97,812.12	87,751.59	10,060.53	87,752	125,477.25
Wages - Overtime	3,751.03	1,500.00	2,251.03	1,500	3,534.84
Reallocated Wages		0.00	0.00	0	-5,865.93
PAYROLL BENEFIT OVERHEAD	126,120.07	103,436.35	22,683.72	103,436	72,811.34
Total Personnel - RECORDS/DATA ENTRY	563,721.14	408,893.14	154,828.00	408,893	270,347.38
Personnel - ADMINISTRATION					
SECRETARIAL - Wages -Full time	57,179.25	61,736.09	-4,556.84	61,736	45,513.00
Accrued Payroll Expense	3,000.00	0.00	3,000.00		-2,274.46
Reallocated Wages		0.00	0.00	0	72,531.72
Wages - Part Time	50,331.88	51,858.52	-1,526.64	51,859	38,939.93
PAYROLL BENEFIT OVERHEAD	24,662.91	26,916.97	-2,254.06	26,917	19,330.96
Total Personnel - ADMINISTRATION	135,174.04	140,511.58	-5,337.54	140,512	174,041.15
Personnel - Cell Block Monitoring					
Wages - Part time	18,897.90	175,200.00		175,200	
Record Checks Revenue		-359,800.00		-359,800	
Payroll Benefits Overhead	2,834.69	26,280.00		26,280	
Total Personnel - Cell Block Monitoring	21,733	-158,320	0	-158,320	0
Personnel - IDENTIFICATION UNIT					
IDENTIFICATION - Wages -Full time	75,753.35	78,025.60	-2,272.25	78,026	55,238.40
Accrued Payroll Expense	1,400.00	0.00	1,400.00		
PAYROLL BENEFIT OVERHEAD	23,463.32	24,187.94	-724.62	24,188	16,571.60
Total Personnel - IDENTIFICATION UNIT	100,616.67	51,106.77	49,509.90	102,214	71,810.00

OWEN SOUND POLICE SERVICES
FINANCIAL REPORT - PROJECTED TO DECEMBER 31, 2020
DEPARTMENT 3200 POLICE CIVILIANS

page 2b

	2020 ACTUALS	PERIOD BUDGET	VARIANCE	2020 BUDGET	2019 ACTUALS
Personnel - LICENCING/CPIC					
REVENUE - PERMITS/BYLAW	-5,613.96	-20,000.00	14,386.04	-20,000	-7,870.00
LICENCE - Wages	56,800.60	58,184.88	-1,384.28	58,185	42,660.80
Wages - Overtime		0.00	0.00		479.93
Accrued Payroll Expense	1,000.00	0.00	1,000.00		
PAYROLL BENEFIT OVERHEAD	17,429.62	18,037.31	-607.69	18,037	12,798.20
Total Personnel - LICENCING/CPIC	69,616.26	56,222.19	13,394.07	56,222	48,068.93
Personnel - SWITCHBOARD					
WAGES - Full Time	38,658.21	61,268.87	-22,610.66	61,269	2,297.81
Wages - Part Time	101,755.10	53,994.77	47,760.33	53,995	60,336.68
Wages - Overtime	1,136.16	0.00	1,136.16		1,019.97
Accrued Payroll Expense	4,700.00	0.00	4,700.00		-6,490.89
Payroll Benefit Overhead	22,912.73	27,092.57	-4,179.85	27,093	8,835.66
Total Personnel - SWITCHBOARD	169,162.20	142,356.21	26,805.99	142,356.21	65,999.23
Personnel - Information Technology Services					
IT/Records Management Revenue	-50,916.21	-60,000.00	9,083.79	-60,000	
IT Wages - Full Time	171,194.57	179,561.60	-8,367.03	179,562	
Wages - Overtim	447.24	0.00	447.24		
Payroll Benefits Overhead	52,936.43	55,664.10	-2,727.67	55,664	
Reallocated Wages	-64,714.55	-64,714.55	0.00	-64,715	
Payroll Accrual		0.00	0.00		
Total Personnel - Information Technology Serv	108,947.48	110,511.15	-1,563.67	110,511	0
PERSONNEL TOTAL	2,343,429.34	2,279,339.13	63,483.77	2,282,637.05	1,609,821.44
ADMINISTRATION					
Pensioners Benefits	19,858.14	40,000.00	-20,141.86	40,000	17,661.60
Telephone	115,036.74	47,500.00	67,536.74	47,500	70,801.39
Telephone Cost RECOVERY	-30,584.82	-10,000.00	-20,584.82	-10,000	-31,341.90
EQUIPMENT - General					
Repairs to Equipment	8,126.72	7,000.00	1,126.72	7,000	2,199.69
ADMINISTRATION & EQUIPMENT TOTAL	112,436.78	84,500.00	27,936.78	84,500	59,320.78
TOTAL DEPARTMENT 3200	1,145,436.25	1,053,409.26	91,420.55	1,056,707	554,758.40

OWEN SOUND POLICE SERVICES
FINANCIAL REPORT - PROJECTED TO DECEMBER 31, 2020
DEPARTMENT 3300 COURT SECURITY

page 3a

	2020 ACTUALS	PERIOD BUDGET	VARIANCE	2020 BUDGET	2019 ACTUALS
Personnel - COURT CASE MANAGERS					
Wages -Full time	103,290.85	156,862.81	-53,571.96	156,863	121,936.00
Wages - Contingency		-6,877.68	6,877.68	-6,878	
Wages - Overtime	579.41	1,000.00	-420.59	1,000	
PAYROLL BENEFIT OVERHEAD	31,256.83	46,495.39	-15,238.56	46,495	36,580.80
Accrued Payroll Expense	1,800.00	1,500.00	300.00	1,500	
Earnings recovery		0.00	0.00	0	-26,920.44
Clothing & C. Allowance		0.00	0.00	0	
Travel Expenses		0.00	0.00	0	
Total Personnel - GENERAL	136,927.09	198,980.52	-62,053.43	198,981	131,596.36
Personnel - SPECIAL CONSTABLES					
From Prior Reserves					
SPEC. - Wages - Part time	303,879.06	340,903.42	-37,024.36	340,903	323,243.28
SPEC. - Wages - Full time	65,587.79	69,063.29	-3,475.50	69,063	
Wages - Overtime	344.42	1,500.00	-1,155.58	1,500	1,986.19
Retirement incentive		0.00	0.00	0	
Pension benefits	3,089.74	8,750.00	-5,660.26	8,750	2,615.49
PAYROLL BENEFIT OVERHEAD	61,563.80	72,545.13	-10,981.33	72,545	45,073.74
Clothing & C. Allowance	1,499.37	1,550.00	-50.63	1,550	1,089.43
Training		5,000.00	-5,000.00	5,000	407.04
Uniforms & Equipment	2,517.79	2,500.00	17.79	2,500	1,153.58
Accrued Payroll Expense	22,000.00	0.00	22,000.00		-15,683.57
Government Grant	-422,212.54	-422,212.71	0.17	-422,213	-340,889.49
Total Personnel - SPEC. CONSTABLES	38,269.43	79,599.13	-41,329.70	79,599	18,995.69
PERSONNEL TOTAL	175,196.52	278,579.65	-103,383.13	278,580	150,592.05
Administration - GENERAL					
Prisoner & Escort Expenses	5,009.01	2,000.00	3,009.01	2,000	6,296.36
Prisoner & Escort RECOVERY	-1,205.14	-1,000.00	-205.14	-1,000	-5,514.44
Miscellaneous Expense	786.63	500.00	286.63	500	192.53
Telephone Lines and Leases	1,362.78	2,400.00	-1,037.22	2,400	1,325.57
Total Administration - GENERAL	5,953.28	3,900.00	2,053.28	3,900	2,300.02
TOTAL DEPARTMENT 3300	181,149.80	282,479.65	-101,329.85	282,480	152,892.07

**OWEN SOUND POLICE SERVICES
2021 BUDGET**

	BUDGET 2021	BUDGET 2020	Budget Variance	% over Prev. Yr	% of overall Decrease	% of Total Decrease
Capital	150,000.00	152,250.00	(2,250.00)	-1.48%	0.0%	-1%
Dept 3000 - BOARD						
Board Transfers	(30,000.00)	-32,500.00	2,500.00	-7.69%		-217%
Wages	35,648.49	35,841.90	(193.41)	-0.54%		-16%
Payroll Benefits	4,834.60	4,761.37	73.23	1.54%		6%
Admin	29,150.00	30,300.00	(1,150.00)	-3.80%		-94%
Total	39,633.10	38,403.27	1,229.83	3.20%	0.0%	-321%
Dept 3100 - SWORN MEMBERS						
Wages	4,540,506.70	4,410,789.88	129,716.82	2.86%		75%
Payroll Benefits	1,347,420.35	1,288,560.12	58,860.23	4.57%		34%
Other Benefits/Allowances	25,200.00	25,200.00	-	0.00%		0%
Pensioners	161,200.00	183,000.00	(21,800.00)	-11.91%		-13%
Admin	518,938.17	511,838.17	7,100.00	1.39%		4%
Revenue/grants	(183,750.00)	(183,750.00)	-	0.00%		0%
Total	6,409,515.21	6,235,638.17	173,877.04	2.79%	2.2%	100%
Dept 3200 - CIVILIAN MEMBERS						
Wages	2,199,490.24	2,199,524.29	(34.05)	0.00%		0%
Payroll Benefits	579,792.10	567,912.76	11,879.34	2.09%		-58%
Pensioners	33,300.00	40,000.00	(6,700.00)	-16.75%		33%
Admin	75,500.00	74,500.00	1,000.00	1.34%		-5%
Revenue/grants	(1,851,945.83)	(1,825,229.87)	(26,715.96)	1.46%		130%
Total	1,036,136.50	1,056,707.18	(20,570.68)	-1.95%	-0.3%	100%
Dept 3300 - COURT SECURITY						
Wages	614,567.38	563,951.84	50,615.54	8.98%		95%
Payroll Benefits	131,095.89	127,790.52	3,305.37	2.59%		6%
Other Benefits/Allowances	9,050.00	9,050.00	-	0.00%		0%
Admin	3,400.00	3,900.00	(500.00)	-12.82%		-1%
Government Grants	(422,212.71)	(422,212.71)	-	0.00%		0%
Total	335,900.56	282,479.65	53,420.91	18.91%	0.7%	100%
TOTAL ALL DEPARTMENTS						
Wages	7,390,212.81	7,210,107.91	180,104.90	2.32%	92.7%	88%
Payroll Benefits	2,063,142.94	1,989,024.77	74,118.17	0.95%	25.9%	36%
Other Benefits/Allowances	34,250.00	34,250.00	-	0.00%	0.4%	0%
Pensioners	194,500.00	223,000.00	(28,500.00)	-0.37%	2.4%	-14%
Admin	626,988.17	620,538.17	6,450.00	0.08%	7.9%	3%
Revenue/grants	(2,457,908.54)	(2,431,192.58)	(26,715.96)	-0.34%	-30.8%	-13%
Board Transfers	(30,000.00)	(32,500.00)	2,500.00	0.03%	-0.4%	1%
Capital	150,000.00	152,250.00	(2,250.00)	-0.03%	1.9%	-1%
TOTAL ALL DEPARTMENTS	7,971,185.37	7,765,478.27	205,707.10	2.65%	100%	100%
	7,971,185.37	7,765,478.27	205,707.10	2.65%		
Percentage of wages/budget	10,309,093.91				93.9%	

**OWEN SOUND POLICE SERVICES
2021 BUDGET SUMMARY
DEPARTMENTS 3000 - 3100 - 3200 - 3300**

OPERATING BUDGET	BUDGET 2021	BUDGET 2020	Variance	By Dept.	BUDGET 2019
DEPARTMENT 3100 "OFFICERS"	6,409,515.21	6,235,638.17	173,877.04	2.79%	6,135,941.74
DEPARTMENT 3200 "CIVILIANS"	1,036,136.50	1,056,707.18	-20,570.68	-1.95%	1,053,152.88
DEPARTMENT 3300 "COURT "	335,900.56	282,479.65	53,420.91	18.91%	228,578.84
DEPARTMENT 3000 "BOARD"	39,633.10	38,403.27	1,229.83	3.20%	64,045.82
SUMMARY TOTAL	7,821,185.37	7,613,228.27	207,957.10	2.73%	7,481,719.28
CAPITAL PURCHASES	150,000.00	152,250.00	-2,250.00		150,000.00
	7,971,185.37	7,765,478.27	205,707.10	2.65%	7,631,719.28
OPERATING BUDGET INCR.(DECR):	2.73%				

**OWEN SOUND POLICE SERVICES
2021 BUDGET
DEPARTMENT 3000**

page 1a

	BUDGET 2021	BUDGET 2020	Variance	BUDGET 2019
PERSONNEL - GENERAL				
From BOARD Reserves	-30,000.00	-32,500.00	2,500.00	-32,500.00
Remuneration	11,200.00	11,629.64	-429.64	11,200.00
Wages - Full Time	15,595.49	15,359.26	236.23	15,013.71
Reallocated Wages	8,853.00	8,853.00	0.00	8,853.00
PAYROLL BEN OVERHEAD 31%	4,834.60	4,761.37	73.23	4,504.11
Accrued Payroll expense	0.00		0.00	
Travel Expenses	0.00	0.00	0.00	0.00
Expense recovery				
Appreciation functions	10,000.00	10,000.00	0.00	10,000.00
Total PERSONNEL - GENERAL	20,483.10	18,103.27	2,379.83	17,070.82
ADMINISTRATION				
One Time Funding			0.00	
Professional Development	6,000.00	6,000.00	0.00	6,000.00
Memberships	1,650.00	1,650.00	0.00	1,700.00
Meeting Expenses	1,000.00	1,000.00	0.00	1,000.00
Office Supplies & Expense	500.00	500.00	0.00	500.00
Advertising	1,000.00	1,000.00	0.00	2,500.00
Telephones	0.00	1,150.00	-1,150.00	1,275.00
Legal Fees	9,000.00	9,000.00	0.00	9,000.00
Consultants fees	0.00	0.00	0.00	25,000.00
Total ADMINISTRATION	19,150.00	20,300.00	-1,150.00	46,975.00
POL SERV BOARD ACTIVITIES				
Revenue	-27,000.00	0.00	-27,000.00	
External Police Reports	-135,500.00	0.00	-135,500.00	0.00
From Prior Reserves	0.00	0.00	0.00	0.00
Interest Revenue	-2,400.00	0.00	-2,400.00	0.00
Bank Service Charges	125.00	0.00	125.00	0.00
To Police Board Reserves	137,775.00	0.00	137,775.00	0.00
Total POL SERV BOARD ACTIVITIES	0.00	0.00	0.00	0.00
TOTAL DEPARTMENT 3000	39,633.10	38,403.27	1,229.83	64,045.82

**OWEN SOUND POLICE SERVICES
2021 BUDGET
DEPARTMENT 3100**

	BUDGET 2021	BUDGET 2020	page 2a Variance
CSP GRANT	-183,750.00	-183,750.00	0.00
Total REVENUE - GENERAL	-183,750.00	-183,750.00	0.00
PERSONNEL			
OFFICERS - Wages - Full time	4,288,517.77	4,108,894.42	179,623.35
OFFICERS - Wages - Part time	245,613.50	246,610.40	-996.90
Wages - Overtime	75,000.00	75,000.00	0.00
Wages RECOVERY WSIB	-59,640.36	0.00	-59,640.36
Sick Bank Payouts	0.00	0.00	0.00
Wages - Contingency	-132,000.00	-137,600.96	5,600.96
PAYROLL OVERHEAD - FT31/PT15%	1,325,362.53	1,268,092.53	57,270.00
RRSP Contribution/Retirement Incentive	0.00	0.00	0.00
Clothing & C. Allowance	14,000.00	14,000.00	0.00
Accrued Payroll Expense	20,000.00	20,000.00	0.00
Uniforms & Equipment	20,000.00	20,000.00	0.00
Pensioners Benefits	161,200.00	183,000.00	-21,800.00
Car Allowance	9,600.00	9,600.00	0.00
Training Expense	0.00	0.00	0.00
Professional Development	50,000.00	50,000.00	0.00
Memberships	9,000.00	8,500.00	500.00
Expense Recovery	-2,500.00	-2,500.00	0.00
Reallocated wages	55,861.55	55,861.55	0.00
Travel expense	1,000.00	1,000.00	0.00
Total Personnel - GENERAL	6,081,014.98	5,920,457.94	160,557.04
Personnel - PAID DUTY			
Paid Duty REVENUE	-40,000.00	-40,000.00	0.00
Paid Duty Wages	16,000.00	16,000.00	0.00
Total Personnel - PAID DUTY	-24,000.00	-24,000.00	0.00
Personnel - R.I.D.E. Program			
RIDE - Ontario Grants	-13,618.00	-13,618.00	0.00
RIDE - Wages - Overtime	13,618.00	13,618.00	0.00
Total Personnel - R.I.D.E. Program	0.00	0.00	0.00
Personnel - AUXILIARY POLICE			
REVENUE			0.00
Clothing & C. Allowance	1,500.00	1,500.00	0.00
Uniforms & Equipment	3,000.00	3,000.00	0.00
Professional Development	500.00	500.00	0.00
Miscellaneous Expense	0.00	0.00	0.00
Total Personnel - AUXILIARY POLICE	5,000.00	5,000.00	0.00
PERSONNEL TOTAL	6,062,014.98	5,901,457.94	160,557.04
ADMINISTRATION			
Admin - CRIME PREVENTION			
GOVT GRANT - S.T.O.P. YIPi		0.00	0.00
Donations	-2,000.00	-2,000.00	0.00
Wages - Part Time		0.00	0.00
F/T Wages	71,154.25	66,024.47	5,129.78
Reallocated Wages - Dispatch	0.00	0.00	0.00
PAYROLL BENEFIT OVERHEAD (31%)	22,057.82	20,467.59	1,590.23
Clothing & C. Allowance	100.00	100.00	0.00
Accrued Payroll Expense	0.00	0.00	0.00
Meeting Expenses	0.00	0.00	0.00
Office Supplies & Cleaning (Mall)	0.00	0.00	0.00
Materials & Supplies	3,000.00	3,000.00	0.00
Promotion Exp (Incl Advertising)	1,000.00	1,000.00	0.00
Miscellaneous Expense	100.00	100.00	0.00
Expense recovery		0.00	0.00
Telephones	650.00	650.00	0.00
Total Admin. - CRIME PREVENTION	96,062.06	89,342.06	6,720.00
Personnel - USE OF FORCE			
Materials & Supplies	12,000.00	12,000.00	0.00

DEPARTMENT 3100

page 2b

	BUDGET 2021	BUDGET 2020	Variance	
Administration - GENERAL				
Bank Charges	1,500.00	1,500.00	0.00	
Meeting Expenses	1,500.00	1,500.00	0.00	
Investigation Expense	7,000.00	7,000.00	0.00	
Postage/Courier/Shipping	2,500.00	2,500.00	0.00	
Photocopy / Lease charges	9,300.00	9,300.00	0.00	
Office Supplies & Expense	18,000.00	18,000.00	0.00	
Subscriptions/Publications	3,500.00	3,500.00	0.00	
Advertising	1,000.00	1,000.00	0.00	
HR Contract	17,830.69	17,830.69	0.00	
Counselling	27,475.48	27,475.48	0.00	
Miscellaneous			0.00	
Telephones	34,000.00	34,000.00	0.00	
Legal Fees	2,500.00	2,500.00	0.00	
Office Equip.Lease/Rental	12,500.00	13,000.00	-500.00	
Total Administration - GENERAL	138,606.17	139,106.17	-500.00	
ADMINISTRATION TOTAL	248,668.23	240,448.23	8,220.00	
EQUIPMENT				
Equipment - GENERAL				
Licence	1,602.00	1,482.00	120.00	
Fuel	60,000.00	60,000.00	0.00	
Repairs/ Parts & Materials	35,000.00	35,000.00	0.00	
Photo & Ident Exp/Equipment	6,500.00	6,500.00	0.00	
Insurance	19,920.00	20,000.00	-80.00	
Service Agreements	158,500.00	151,700.00	6,800.00	
Expense recovery			0.00	
Vehicle Leases			0.00	
Total Equipment - GENERAL	281,522.00	274,682.00	6,840.00	
Equipment - (Comm.Serv.)				
CSO - Expense Recovery				
Fuel	0.00	0.00	0.00	
Repairs	3,000.00	3,000.00	0.00	
Insurance & Licence	1,660.00	1,400.00	260.00	
Total Equipment	4,660.00	4,400.00	260.00	
Equipment - CISO				
CISO Grant	-8,000.00	-8,000.00	0.00	
Vehicle Lease	6,400.00	6,400.00	0.00	
Material & Supplies			0.00	
	-1,600.00	-1,600.00	0.00	
EQUIPMENT TOTAL	284,582.00	277,482.00	7,100.00	
Total Police Budget not including capital	6,409,515.21	6,235,638.17	173,877.04	
CAPITAL - GENERAL				
Surplus transferred from City			0.00	
Office Equipment				
Computer equipment		0.00	0.00	
Software		0.00	0.00	
Automobiles		0.00	0.00	
Use of Force		0.00	0.00	
All Other Equipment		0.00	0.00	
Communications Equipment			0.00	
Identification Equipment		0.00	0.00	
Works Dept wages/rentals				
From Board Reserve			0.00	
All Other Capital Items	150,000.00	152,250.00	-2,250.00	
Provincial Grant				
Sale of Fixed Assets				
CAPITAL TOTAL	150,000.00	152,250.00	-2,250.00	
TOTAL DEPARTMENT 3100	6,559,515.21	6,387,888.17	171,627.04	
For analysis report:				
Wages	4,540,506.70	4,410,789.88	129,716.82	2.0%
Payroll Benefits	1,347,420.35	1,288,560.12	58,860.23	0.9%
Other Benefits/Allowances	25,200.00	25,200.00	-	0.0%
Pensioners	161,200.00	163,000.00	(21,800.00)	-0.3%
Admin	518,938.17	511,838.17	7,100.00	0.1%
Revenue/grants	(183,750.00)	(183,750.00)	-	0.0%
From Reserves	-	-	-	
Capital	150,000.00	152,250.00	(2,250.00)	0.0%
	6,559,515.21	6,387,888.17	171,627.04	2.7%

OWEN SOUND POLICE SERVICES

2021 BUDGET

DEPARTMENT 3200

page 3a

	BUDGET 2021	BUDGET 2020	Variance
REVENUE - Dispatch			
CPP GRANT			0.00
Transfer to reserve for NG911			0.00
Dispatch Recovery O/MUN	-1,011,675.07	-937,373.43	-74,301.64
Fire Paging Revenues	-235,614.96	-203,253.06	-32,361.90
OS Fire Dept Revenues	-112,267.00	-77,694.58	-34,572.42
E911 County Revenue	-92,108.80	-92,108.80	0.00
Total REVENUE - Dispatch	-1,451,665.83	-1,310,429.87	-141,235.96
PERSONNEL			
Fr. Sick Bank Reserves			0.00
DISPATCH - Wages -Full time	712,205.53	706,122.05	6,083.48
Wages - Part Time	467,699.26	449,329.67	18,369.59
Wages - Overtime	5,000.00	5,000.00	0.00
Reallocated wages - Admin			0.00
Wages - Other		0.00	0.00
PAYROLL OVERHEAD -FT31%/PT15%	290,938.83	286,297.52	4,641.31
Accrued Payroll Expense	3,500.00	3,500.00	0.00
Reserve for Severance		0.00	0.00
Retirement Incentive		0.00	0.00
Clothing & Cleaning Allowance	0.00	0.00	0.00
Travel			0.00
Professional Development	30,000.00	30,000.00	0.00
Total Personnel - DISPATCH	1,509,343.63	1,480,249.24	29,094.39
Personnel - RECORDS/DATA ENTRY			
REVENUE - POLICE REPORTS			
External Police Reports	-35,000.00	-35,000.00	0.00
From Board Reserves	0.00	0.00	0.00
Accrued Payroll	0.00		0.00
RECORDS - Wages -Full time	343,243.34	291,205.20	52,038.14
Reallocated Wages - CIB/Case Mgmt		0.00	0.00
Travel			
Wages - Part Time	96,459.05	87,751.59	8,707.46
Wages - Overtime	1,500.00	1,500.00	0.00
Wages - Contingency	0.00	0.00	0.00
PAYROLL OVERHEAD -FT31%/PT15%	120,874.29	103,436.35	17,437.94
Total Personnel - RECORDS/DATA ENTRY	487,076.68	408,893.14	78,183.54
Personnel - ADMINISTRATION			
SECRETARIAL - Wages -Full time	62,741.97	61,736.09	1,005.88
Reallocated wages - Dispatch		0.00	0.00
Accrued Payroll			0.00
Wages - Part Time	52,864.30	51,858.52	1,005.78
PAYROLL BENEFIT OVERHEAD (31%FT/15%PT)	27,379.66	26,916.97	462.69
Total Personnel - ADMINISTRATION	142,985.92	140,511.58	2,474.34
Personnel - Cell Block Monitoring			
Wages - Part time	116,800.00	175,200.00	-58,400.00
Record Checks Revenue	-245,280.00	-359,800.00	114,520.00
PAYROLL BENEFIT OVERHEAD (15%)	17,520.00	26,280.00	-8,760.00
Total Personnel - Cell Block Monitoring	-110,960.00	-158,320.00	47,360.00

OWEN SOUND POLICE SERVICES
2021 BUDGET
DEPARTMENT 3200

page 3b

	BUDGET 2021	BUDGET 2020	Variance	
Personnel - Information Technology Services				
IT/Records Management Revenue	-60,000.00	-60,000.00	0.00	
IT Wages - Full Time	183,089.52	179,561.60	3,527.92	
PAYROLL BENEIFTS OVERHEAD (31%)	56,757.75	55,664.10	1,093.65	
Reallocated Wages	-64,714.55	-64,714.55	0.00	
Payroll Accrual	0.00		0.00	
Total Personnel - Information Technology Services	115,132.72	110,511.15	4,621.57	
Personnel - IDENTIFICATION UNIT				
IDENTIFICATION - Wages -Full time	80,922.17	78,025.60	2,896.57	
Wages - Overtime		0.00	0.00	
Wages - Other			0.00	
Accrued payroll expense	0.00	0.00	0.00	
Retirement Allowance			0.00	
PAYROLL BENEFIT OVERHEAD (31%)	25,085.87	24,187.94	897.93	
Total Personnel - IDENTIFICATION UNIT	106,008.05	102,213.54	3,794.51	
Personnel - BY-LAW				
REVENUE - PERMITS/BYLAW	-20,000.00	-20,000.00	0.00	
LICENCE - Wages	12,414.50	58,184.88	-45,770.38	
Wages - Other				
Wage recovery - Parking		0.00	0.00	
PAYROLL BENEFIT OVERHEAD (31%)	3,848.49	18,037.31	-14,188.82	
Accrued Payroll	0.00		0.00	
Total Personnel - LICENCING/CPIC	-3,737.01	56,222.19	-59,959.20	
Personnel - SWITCHBOARD				
WAGES - FULL TIME	115,765.15	61,268.87	54,496.28	
WAGES - Part Time	10,000.00	53,994.77	-43,994.77	
Accrued Payroll	0.00		0.00	
PAYROLL BENEFIT OVERHEAD (31%FT/15%PT)	37,387.20	27,092.57	10,294.63	
Total Personnel - SWITCHBOARD	163,152.34	142,356.21	20,796.13	
PERSONNEL TOTAL	2,409,002.34	2,282,637.05	126,365.29	
ADMINISTRATION				
Pensioners Benefits	33,300.00	40,000.00	-6,700.00	
		0.00	0.00	
Telephone	48,500.00	47,500.00	1,000.00	
Telephone Cost RECOVERY	-10,000.00	-10,000.00	0.00	
EQUIPMENT - General				
Repairs to Equipment	7,000.00	7,000.00	0.00	
ADMINISTRATION & EQUIPMENT TOTAL	78,800.00	84,500.00	-5,700.00	
TOTAL DEPARTMENT 3200	1,036,136.50	1,056,707.18	-20,570.68	
Wages	2,199,490.24	2,199,524.29	(34.05)	0.00%
Payroll Benefits	579,792.10	567,912.76	11,879.34	2.09%
Pensioners	33,300.00	40,000.00	(6,700.00)	-16.75%
Admin	75,500.00	74,500.00	1,000.00	1.34%
To/From Board Reserves	-	-	-	
Revenue/grants	(1,851,945.83)	(1,825,229.87)	(26,715.96)	1.46%
Total	1,036,136.50	1,056,707.18	(20,570.68)	

OWEN SOUND POLICE SERVICES

2021 BUDGET

DEPARTMENT 3300

page 4a

	BUDGET 2021	BUDGET 2020	Variance
Personnel - COURT CASE MANAGERS			
Wages -Full time Supervisor	159,719.83	156,862.81	2,857.02
Wages - Contingency		-6,877.68	6,877.68
Wages - Part time wages		0.00	0.00
Wages - Overtime	1,000.00	1,000.00	0.00
PAYROLL BENEFIT OVERHEAD - 31%	49,513.15	46,495.39	3,017.76
Accrued Payroll Expense	1,500.00	1,500.00	0.00
Reallocated wages		0.00	0.00
Clothing & C. Allowance		0.00	0.00
Total Personnel - GENERAL	211,732.98	198,980.52	12,752.46
Personnel - SPECIAL CONSTABLES			
SPEC. - Wages - Part time + 15%	383,000.00	340,903.42	42,096.58
Wage - Full Time - +31%	67,847.55	69,063.29	-1,215.74
Retirement incentive		0.00	0.00
Pension benefits	3,100.00	8,750.00	-5,650.00
Wages - Overtime	1,500.00	1,500.00	0.00
PAYROLL BENEFIT OVERHEAD - 31%/15%	78,482.74	72,545.13	5,937.61
Accrued Payroll Expense	0.00		0.00
Clothing & C. Allowance	1,550.00	1,550.00	0.00
Uniforms & Equipment	2,500.00	2,500.00	0.00
Training	5,000.00	5,000.00	0.00
Government funding	-422,212.71	-422,212.71	0.00
Total Personnel - SPEC. CONSTABLES	120,767.58	79,599.13	41,168.45
PERSONNEL TOTAL	332,500.56	278,579.65	53,920.91
Administration - GENERAL			
Prisoner & Escort Expenses	2,000.00	2,000.00	0.00
Prisoner & Escort RECOVERY	-1,000.00	-1,000.00	0.00
Telephone	1,900.00	2,400.00	-500.00
Miscellaneous Expense	500.00	500.00	0.00
Total Administration - GENERAL	3,400.00	3,900.00	-500.00
Equipment - GENERAL			
Licence	0.00	0.00	0.00
Fuel	0.00	0.00	0.00
Repairs/ Parts & Materials	0.00	0.00	0.00
Insurance	0.00	0.00	0.00
Lease		0.00	0.00
Total Equipment - GENERAL	0.00	0.00	0.00
ADMINISTRATION & EQUIPMENT TOTAL	3,400.00	3,900.00	-500.00
TOTAL DEPARTMENT 3300	335,900.56	282,479.65	53,420.91

Wages	614,567.38	563,951.84	50,615.54	8.98%
Payroll Benefits	131,095.89	127,790.52	3,305.37	2.59%
Other Benefits/Allowances	9,050.00	9,050.00	-	0.00%
Admin	3,400.00	3,900.00	(500.00)	-12.82%
Government Grant	(422,212.71)	(422,212.71)	-	0.00%
Total	335,900.56	282,479.65	53,420.91	



Report to the Board: Chief 's Activities

From: Chief C. Ambrose

Date: Friday November 20, 2020

The following is a summary for the month of September:

- Vacation and holidays – 4 days
- Weekly conference calls re Covid19 with City -2 hours
- Bi-weekly conference Calls with Public Health for 1st Responders – 2 hours
- Bi-weekly calls with Grey Bruce Chiefs and OPP – 2 hours
- OACP Board of Directors Meetings- 5 hours
- Fire Dispatch Meetings other contracts – 14 hours
- Budget Preparation OSPS and City of OS- 19 hours
- Opioid Working Group / Drug / Alcohol Strategy- 3 hours
- City Council Training Session prep- 8 hours
- CISO Operating Body meeting – 2 hours
- Homelessness Meeting – 2 hours
- CSWBP – 2 hours
- Courts Operations quarterly meeting 2 hours
- Meet with Orangeville Police – 1 day
- OACP Webinar re Covid challenges – 2 hours



Report to the Board:

From: Dee Kitchener, Purchasing, Risk and Asset Management Coordinator

Date: October 28, 2020

Recommendations:

THAT the Police Services Board award RFP-20-032 Vehicle Repairs and Oil Changes, to Bear Wheel and Brake at the tendered price of \$44,352.50, not including taxes, for a two (2) year term with an option to renew for three (3) additional twelve (12) month periods.

Background:

This contract is for the provision of repair services to Owen Sound Police Service vehicles including provision of parts. The goal of this Contract is to maintain the fleet in good working order and eliminate as much downtime of Owen Sound Police Service vehicles as possible. Please note: in addition, this contract will be utilized for 'overflow' vehicle repair service required for City vehicles from divisions other than the Owen Sound Police Service. Therefore, the overall contract value reflects both Owen Sound Police Service vehicles and those from the City of Owen Sound when required.

Analysis

The City issued a request for proposal on August 19, 2020. The request for proposal closed September 10, 2020 with two (2) responses received. The responses were evaluated and both (2) vendors were deemed capable of providing the service.

Compliant bids submitted were as follows:

Company Name	Bid Price
Bear Wheel and Brake	\$44,352.50
Booy's Action Auto Centre	\$51,557.40

Financial/Budget Implications:

The cost has decreased approximately 9% from the previous contract price.

Communication Strategy:

The above tender was posted on the City's Bids and Tenders website August 19, 2020 in compliance with the Canadian Free Trade Agreement (CFTA) in order to be readily accessible to all potential bidders.

Consultation:

The Police Inspector, Public Works Superintendent and the Lead Hand Mechanic were consulted in the preparation of this report.



Report to the Board: Crime Severity Index and Police Reported Crime Statistics in Canada

From: Chief C. Ambrose

Date: November 20, 2020

.....
On October 29, 2020, Statistics Canada released the 2019 Police-reported Crime Statistics in Canada report.

This report provides numeric comparators that are calculated based on weighted reporting of criminal incidents within jurisdictions in Canada.

Since 1962, Statistics Canada has collected information on all criminal incidents reported by Canadian police services through its annual Uniform Crime Reporting (UCR) Survey. The UCR information provided allows for comparisons on police-reported crime across geographies and over time. Crime counts are based on the most serious violation in a criminal incident (primary UCR code). The report provides an analysis of the key statistical trends reported by police in 2019. All measures of the CSI (Crime Severity Index) increased for the fifth consecutive year in Canada.

There were several significant changes for certain offences in 2019. Police reported sexual assault, as well as increases in the rates of child pornography, violent offences related to firearms, and non violent weapons offences, harassing and threatening behaviours.

Changes in reporting standards for the Uniform Crime Reporting (UCR) Survey in 2018 and 2019 also need to be considered when examining trends. In 2017, Statistics Canada, in collaboration with police services, amended the definition of “founded” criminal incidents in the UCR. The new definition, which represents a commitment to a victim-centered approach for crime, includes incidents where there is no credible evidence to confirm that an incident did not take place and those based on third-party reports. The number of unfounded incidents continues to decline from 14% in 2017 to 10% in 2019.

Highlights from the report:

- Police-reported crime in Canada, as measured by the Crime Severity Index (CSI), increased for the fifth consecutive year in 2019. The CSI increased 5% from 75.6 in 2018 to 79.5 in 2019, but the index was 9% lower in 2019 than a decade earlier in 2009. The CSI measures the volume and severity of police-reported crime in Canada, and it has a base index value of 100 for 2006.
- The change in the CSI in 2018 was the result of increases in police-reported rates of numerous offences, most notably fraud (+13%), sexual assault (level 1) (+15%), as well as shoplifting of \$5,000 or under (+14%), and theft over \$5,000 (+15%). A 1% decline in the rate of breaking and entering, among other offences, mitigated the impact of these increases on the CSI.
- There were over 2.2 million police-reported Criminal Code incidents (excluding traffic) reported by police in 2019, about 164,700 more incidents than in 2018. At 5,874 incidents per 100,000 population, the police-reported crime rate—which measures the volume of crime—increased 7% in 2019. This rate was 9% lower than a decade earlier in 2009.
- In 2018, the overall volume and severity of violent crime, as measured by the Violent Crime Severity Index (VCSI), was 89.7, a 7% increase over 2018, but 5% lower than in 2009.
- The overall volume and severity of non-violent crime—as measured by the Non-violent CSI (NVCSI)—increased 4% in 2019, but was 11% lower than in 2009.
- The rates of violent and non-violent offences specific to firearms increased for the fifth consecutive year in 2019. The number of violent offences specific to firearms increased by 642 (from 2,861 in 2018 to 3,503 in 2019), a 21% rate increase, with increases across all three violent firearm violations: discharging a firearm with intent (+28% increase in rate, +341 incidents), pointing of a firearm (+17%, +223 incidents), and using a firearm in the commission of an indictable offence (+14%, +78 incidents). Additionally, the rate of non-violent weapons violations increased 11% to 50 incidents per 100,000 population. The vast majority (91%) of these violations were related to possession of weapons and weapons possession contrary to an order.
- The rate of police-reported impaired driving (alcohol, drugs and unspecified) increased 19% in 2019, to 228 incidents per 100,000 population. The increase was primarily due to increases in both alcohol-impaired (+9%) and drug impaired driving (+43%). New impaired driving legislation, which came into force in 2018, provided police with greater authority to conduct alcohol and drug screening, which may have allowed police to detect more instances of impaired driving. Under this legislation, a relatively high number (4,618) of incidents were reported in 2019 as impaired driving caused by a combination of alcohol and drugs.

Owen Sound Data

Total of all Violations

Statistics	2015	2016	2017	2018	2019
Actual Incidents	1492	1564	1865	2032	2488
Rate / 100,000 population	6,897.19	7,122.36	8,540.16	9,220.02	11,449.61

Percentage change in rate	12.07%	3.26%	19.91%	7.96%	19.96
Total Cleared	859	798	958	1187	1291
Cleared by Charge	518	506	555	747	1016
Cleared Other	341	292	403	440	275
Total Persons Charged	507	522	567	755	997
Rate persons charged / 100,000	2,646.55	2,686.01	2,935.39	3,876.37	5,193.25
Rate adult charged /100,000	2,525.65	2,462.89	2,806.63	3,742.00	5,256.74
Rate Youth charged/ 100,000	4,422.60	5,948.55	4,851.97	5,926.54	4,209.62

As you can see from the information provided above, Owen Sound has experienced an annual increase in total violations year over year. Also the number of actual incidents and charges laid is well over double the provincial rate when compared by population. The number of people charged and the associated clearance rates continue to increase and are all well over double the provincial average, demonstrating the success Owen Sound officers have at identifying and charging suspects. Laying charges and clearing incidents requires more officer time to complete arrests and court documents.

Total Violent Criminal Code Violations

Statistics	2015	2016	2017	2018	2019
Actual Incidents	330	320	423	517	587
Rate/ 100,000 population	1,525.52	1,457.26	1,936.99	2,365.48	2,701.33
Percentage change in rate	21.94%	-4.47%	32.92%	17.59%	14.20
Total Cleared	296	254	349	389	385
Cleared by Charge	149	127	161	191	253
Cleared Other	147	127	188	192	132
Total Persons Charged	130	114	140	181	222
Rate Persons charged / 100,000	678.60	586.60	724.79	957.56	1,156.37
Rate Adult Charged / 100,000	674.62	577.24	679.56	886.26	1,120.11
Rate Youth charged / 100,000	737.10	723.47	1,398.03	1,585.98	1,718.21

The number of Violent Criminal Code Violations continues to rise year over year. The percentage rate of increase since 2016 is concerning. Also the rate of incidents per 100,000 population is well over double the provincial average. Some of the increase can be associated to new reporting formats as outlined in the highlights at the beginning of this report. Many of these occurrences relate to assaults that continue to rise yearly. This continued increase is very concerning and will continue to be monitored. The number of charges and clearance rates for Violent Criminal Code Violations in Owen Sound continues to be double that of the Provincial average.

Crime Severity Index

Statistics	2015	2016	2017	2018	2019
CSI OS	72.33	77.02	87.03	95.25	109.34
Percent change CSI OS	25.51%	6.48%	13.00%	9.33%	14.79%
Violent CSI OS	90.44	66.55	98.47	111.18	122.67
Percent change Violent CSI OS	81.86%	-26.42%	47.96%	12.79%	10.33%
Non Violent CSI OS	65.60	80.61	82.71	89.30	104.28
Weighted Clearance Rate OS	56.93	43.32	52.39	53.90	50.06

Owen Sound has a much higher CSI when compared to the Province of Ontario. Violent crime and non violent crime are also significantly higher. The weighted clearance rates for solving crimes also remain higher than the average.

Crime Severity Index can be affected by many factors. The weighting associated to violent crimes can negatively impact the values for a municipality with a smaller population. Many smaller municipalities have high CSI values compared to larger urban areas where the actual incidents of gun violence and homicide are significantly higher. This makes it difficult to accurately compare the associated values. The CSI does however provide a good barometer of crime in a community especially when comparing similar sized municipalities.

Often Owen Sound is compared to communities of a similar population but as highlighted by the CSI index numbers, the population often doesn't capture the entire picture. Bedroom communities often have low CSI numbers because the majority of the population is absent for a good portion of the day and asleep another portion. Also some comparators have low violent crime indexes and higher nonviolent crime rates affecting their overall CSI.

In summary, the City of Owen Sound continues to be a safe community. Based on the population and the weighting of criminal charges it is difficult to compare the city to all other cities in Canada. The number of reported criminal incidents continues to rise. Many of these incidents relate to the social determinants of health and cannot be solved by police alone. Responding to calls for service and reported incidents, the Owen Sound Police Service continue to identify suspects, lay charges and clear crimes at a higher rate than the provincial average. This is evident from the charge rate per 100,000 population.

The majority of the reported incidents are call for service citizen generated incidents. Police respond after the incident has occurred and investigate and lay charges as appropriate. Laying charges will address the issues once completed but proactive measures and working with community partners to address the issues before an incident occurs is the long term solution to driving down crime in a community.

References

“Police-reported crime statistics, 2019”.

<https://www150.statcan.gc.ca/n1/en/pub/85-002-x/2020001/article/00010-eng.pdf?st=GGOJYQTj>

Police Incident-based crime statistics, by detailed violations, police services in Ontario

<https://www150.statcan.gc.ca/t1/tbl1/en/tv.action?pid=3510018001&pickMembers%5B0%5D=1.1&pickMembers%5B1%5D=2.4>

Crime severity index and weighted clearance rates, police services in Ontario

<https://www150.statcan.gc.ca/t1/tbl1/en/tv.action?pid=3510018801&pickMembers%5B0%5D=1.1>



Statistics
Canada

Statistique
Canada

[Home](#) > [Data](#)

Crime severity index and weighted clearance rates, police services in Ontario^{1, 2, 3, 4, 5}

Frequency: Annual

[Help](#)

Table: 35-10-0188-01 (formerly CANSIM 252-0085)

Geography: Province or territory

Save my customizations

▼ Customize table

Geography⁶

Owen Sound, Ontario, municipal [35212]

Reference period

From:

2009 ▼

To:

2019 ▼

Apply

Add/Remove data

Download options

Owen Sound, Ontario, municipal [35212]											
Statistics	2009	2010	2011	2012	2013	2014	2015	2016	2017	2018	2019
Index											

Owen Sound, Ontario, municipal [35212]											
Statistics	2009	2010	2011	2012	2013	2014	2015	2016	2017	2018	2019
Crime severity index ^{7, 8, 9, 10}	67.54	56.11	65.32	60.85	58.67	57.63	72.33	77.02	87.12	95.25	109.34
Percent											
Percent change in crime severity index ¹¹	-4.56	-16.92	16.41	-6.84	-3.58	-1.77	25.51	6.48	13.11	9.33	14.79
Index											
Violent crime severity index ^{10, 12}	63.01	46.83	82.54	58.03	52.32	49.73	90.44	66.55	98.57	111.18	122.67
Percent											
Percent change in violent crime severity index ¹¹	1.68	-25.68	76.25	-29.69	-9.84	-4.95	81.86	-26.42	48.11	12.79	10.33
Index											
Non-violent crime severity index ^{10, 13}	69.28	59.68	58.92	61.75	60.85	60.38	65.60	80.61	82.79	89.30	104.28
Percent											

Owen Sound, Ontario, municipal [35212]											
Statistics	2009	2010	2011	2012	2013	2014	2015	2016	2017	2018	2019
Percent change in non-violent crime severity index ¹¹	-6.58	-13.86	-1.27	4.80	-1.46	-0.77	8.65	22.88	2.70	7.86	16.77
Index											
Youth crime severity index ^{10, 14, 15}	0.00	0.00
Percent											
Percent change in youth crime severity index ¹¹	0.00	0.00
Index											
Youth violent crime severity index ^{10, 12, 15}	0.00	0.00
Percent											
Percent change in youth violent crime severity index ¹¹	0.00	0.00
Index											

Owen Sound, Ontario, municipal [35212]											
Statistics	2009	2010	2011	2012	2013	2014	2015	2016	2017	2018	2019
Youth non-violent crime severity index ^{10, 13, 15}	0.00	0.00
Percent											
Percent change in youth non-violent crime severity index ¹¹	0.00	0.00
Number											
Weighted clearance rate ^{16, 17}	56.72	60.79	61.12	57.99	56.23	46.76	56.93	43.32	52.39	53.90	50.06
Percent											
Percent change in weighted clearance rate ¹¹	2.66	7.18	0.54	-5.12	-3.04	-16.84	21.75	-23.91	20.94	2.88	-7.12
Number											
Violent weighted clearance rate	93.77	90.13	97.44	96.74	88.74	83.74	87.95	73.39	81.77	75.65	71.07
Percent											

Owen Sound, Ontario, municipal [35212]											
Statistics	2009	2010	2011	2012	2013	2014	2015	2016	2017	2018	2019
Percent change in violent weighted clearance rate ¹¹	14.56	-3.88	8.11	-0.72	-8.27	-5.63	5.03	-16.55	11.42	-7.48	-6.05
Number											
Non-violent weighted clearance rate	43.76	51.94	42.60	44.74	46.06	35.67	41.37	34.39	39.81	44.16	41.18
Percent											
Percent change in non-violent weighted clearance rate ¹¹	-6.30	18.69	-17.98	5.02	2.95	-22.56	15.98	-16.87	15.76	10.93	-6.75

Symbol legend:

.. not available for a specific reference period

How to cite: Statistics Canada. Table 35-10-0188-01 Crime severity index and weighted clearance rates, police services in Ontario

DOI: <https://doi.org/10.25318/3510018801-eng>

Related information

► Source (Surveys and statistical programs)

► Related products

► Subjects and keywords

Date modified:

2020-10-29



Statistics
Canada

Statistique
Canada

[Home](#) > [Data](#)

Incident-based crime statistics, by detailed violations, police services in Ontario ^{1, 2, 3, 4, 5}

Frequency: Annual

[Help](#)

Table: 35-10-0180-01 (formerly CANSIM 252-0077)

Geography: Province or territory

Save my customizations

▼ Customize table

Geography^{6, 7}

Owen Sound, Ontario, municipal [35212] ▼

Violations

Total, all violations [0] ▼

Reference period

From:

2015 ▼

To:

2019 ▼

Add/Remove data

Download options

	Owen Sound, Ontario, municipal [35212]
	Total, all violations [0]

Statistics	2015	Owen Sound, Ontario, municipal [35212]			2019
		2016	2017	2018	
Total, all violations [0]					
Statistics	2015	2016	2017	2018	2019
Number					
Actual incidents	1,492	1,564	1,865	2,086	2,488
Rate					
Rate per 100,000 population ⁸	6,897.19	7,122.36	8,548.77	9,544.29	11,449.61
Percent					
Percentage change in rate ⁹	12.07	3.26	20.03	11.65	19.96
Number					
Unfounded incidents ¹⁰	366	310	293
Percent					
Percent unfounded ¹⁰	16.41	12.94	10.54
Number					
Total cleared	859	798	958	1,194	1,291
Cleared by charge	518	506	555	753	1,016
Cleared otherwise	341	292	403	441	275
Total, persons charged ¹¹	507	522	567	759	997
Rate					

Owen Sound, Ontario, municipal [35212]					
Total, all violations [0]					
Statistics	2015	2016	2017	2018	2019
Rate, total persons charged per 100,000 population aged 12 years and over ⁸	2,646.55	2,686.01	2,937.52	3,928.57	5,193.25
Number					
Total, adult charged	453	448	508	686	948
Rate					
Rate, adult charged per 100,000 population aged 18 years and over ⁸	2,525.65	2,462.89	2,808.65	3,784.41	5,256.74
Number					
Total, youth charged ^{12, 13}	54	74	59	73	49
Rate					
Rate, youth charged per 100,000 population aged 12 to 17 years ⁸	4,422.60	5,948.55	4,855.97	6,119.03	4,209.62
Number					
Total, youth not charged ^{12, 13}	95	64	90	71	51
Rate					

	Owen Sound, Ontario, municipal [35212]				
	Total, all violations [0]				

Statistics	2015	2016	2017	2018	2019
Rate, youth not charged per 100,000 population aged 12 to 17 years ⁸	7,780.51	5,144.69	7,407.41	5,951.38	4,381.44

Symbol legend:

.. not available for a specific reference period

How to cite: Statistics Canada. Table 35-10-0180-01 Incident-based crime statistics, by detailed violations, police services in Ontario

DOI: <https://doi.org/10.25318/3510018001-eng>

Related information

▶ Source (Surveys and statistical programs)

▶ Related products

▶ Subjects and keywords

Date modified:

2020-10-29

Statistics
CanadaStatistique
Canada[Home](#) > [Data](#)

Crime severity index and weighted clearance rates, Canada, provinces, territories and Census Metropolitan Areas^{1, 2, 3, 4, 5, 6}

Frequency: Annual

Table: 35-10-0026-01 (formerly CANSIM 252-0052)

Geography: Canada, Province or territory, Census metropolitan area, Census metropolitan area part

[? Help](#)[Save my customizations](#)

▼ Customize table

Geography^{3, 7}

Ontario [35] ▼

Reference period

From:

2015 ▼

To:

2019 ▼

[Apply](#)[Add/Remove data](#)[Download options](#)

	Ontario [35]⁸ (map)				
Statistics	2015	2016	2017	2018	2019
	Index				
Crime severity index ^{9, 10, 11, 12}	51.05	53.29	56.34	60.36	60.70
	Percent				
Percent change in crime severity index ¹³	2.24	4.39	5.72	7.14	0.56
	Index				
Violent crime severity index ^{12, 14}	59.98	64.60	69.82	74.45	74.90
	Percent				
Percent change in violent crime severity index ¹³	3.66	7.70	8.08	6.63	0.60
	Index				
Non-violent crime severity index ^{12, 15}	47.69	49.10	51.36	55.15	55.45
	Percent				
Percent change in non-violent crime severity index ¹³	1.60	2.96	4.60	7.38	0.54
	Index				
Youth crime severity index ^{12, 16, 17}	49.70	51.06	57.33	50.99	48.03
	Percent				

	Ontario [35]⁸ (map)				
Statistics	2015	2016	2017	2018	2019
Percent change in youth crime severity index ¹⁸	-2.11	2.74	12.28	-11.06	-5.81
	Index				
Youth violent crime severity index ^{12, 19}	59.44	66.85	83.20	77.37	75.46
	Percent				
Percent change in youth violent crime severity index ¹⁸	-1.31	12.47	24.46	-7.01	-2.47
	Index				
Youth non-violent crime severity index ^{12, 20}	42.58	39.82	39.15	32.53	28.87
	Percent				
Percent change in youth non-violent crime severity index ¹⁸	-2.90	-6.48	-1.68	-16.91	-11.25
	Number				
Weighted clearance rate ²¹	43.08	42.64	42.55	41.03	39.91
	Percent				

	Ontario [35]⁸ (map)				
Statistics	2015	2016	2017	2018	2019
Percent change in weighted clearance rate ¹⁸	-0.09	-1.02	-0.21	-3.57	-2.73
	Number				
Violent weighted clearance rate	63.71	63.42	63.36	62.01	59.84
	Percent				
Percent change in violent weighted clearance rate ¹⁸	0.44	-0.46	-0.09	-2.13	-3.50
	Number				
Non-violent weighted clearance rate	33.64	32.80	32.37	30.84	30.22
	Percent				
Percent change in non-violent weighted clearance rate ¹⁸	-1.09	-2.50	-1.31	-4.73	-2.01

How to cite: Statistics Canada. Table 35-10-0026-01 Crime severity index and weighted clearance rates, Canada, provinces, territories and Census Metropolitan Areas

DOI: <https://doi.org/10.25318/3510002601-eng>

Related information

▶ Source (Surveys and statistical programs)

▶ Related products

▶ Subjects and keywords

Date modified:

2020-10-29



Statistics
Canada

Statistique
Canada

[Home](#) > [Data](#)

Incident-based crime statistics, by detailed violations, police services in Ontario [1](#), [2](#), [3](#), [4](#), [5](#)

Frequency: Annual

Table: 35-10-0180-01 (formerly CANSIM 252-0077)

[Help](#)

Geography: Province or territory

[Save my customizations](#)

▼ Customize table

Geography^{6, 7}

Owen Sound, Ontario, municipal [35212]

Violations

Total violent Criminal Code violations [100]

Reference period

From:

2009 ▼

To:

2019 ▼

Apply

[Add/Remove data](#) ⓘ

[Download options](#)

Owen Sound, Ontario, municipal [35212]											
Total violent Criminal Code violations [100] ⁸											
Statistics	2009	2010	2011	2012	2013	2014	2015	2016	2017	2018	2019

Number											
Actual incidents	275	301	312	338	284	273	330	320	423	517	587
Rate											

Owen Sound, Ontario, municipal [35212]											
Total violent Criminal Code violations [100]⁸											
Statistics	2009	2010	2011	2012	2013	2014	2015	2016	2017	2018	2019
Rate per 100,000 population ⁹	1,229.76	1,347.24	1,404.20	1,540.92	1,304.55	1,251.03	1,525.52	1,457.26	1,938.94	2,365.48	2,701.33
Percent											
Percentage change in rate ¹⁰	4.77	9.55	4.23	9.74	-15.34	-4.10	21.94	-4.47	33.05	22.00	14.20
Number											
Unfounded incidents ¹¹	170	139	98
Percent											
Percent unfounded ¹¹	28.67	21.19	14.31
Number											
Total cleared	248	272	296	313	252	234	296	254	349	389	385
Cleared by charge	173	165	159	168	141	129	149	127	161	197	253
Cleared otherwise	75	107	137	145	111	105	147	127	188	192	132
Total, persons charged ¹²	168	147	139	138	121	106	130	114	140	185	222
Rate											
Rate, total persons charged per 100,000 population aged 12 years and over ⁹	848.44	740.70	704.73	707.91	625.52	547.69	678.60	586.60	725.31	957.56	1,156.37
Number											
Total, adult charged	145	123	122	126	101	98	121	105	123	164	202
Rate											
Rate, adult charged per 100,000 population aged 18 years and over ⁹	796.97	672.68	667.80	695.56	560.08	542.70	674.62	577.24	680.05	904.73	1,120.11
Number											

Owen Sound, Ontario, municipal [35212]											
Total violent Criminal Code violations [100]⁸											
Statistics	2009	2010	2011	2012	2013	2014	2015	2016	2017	2018	2019
Total, youth charged ^{13, 14}	23	24	17	12	20	8	9	9	17	21	20
Rate											
Rate, youth charged per 100,000 population aged 12 to 17 years ²	1,431.24	1,537.48	1,168.38	870.20	1,525.55	617.28	737.10	723.47	1,399.18	1,760.27	1,718.21
Number											
Total, youth not charged ^{13, 14}	22	35	34	26	21	14	17	21	35	24	15
Rate											
Rate, youth not charged per 100,000 population aged 12 to 17 years ²	1,369.01	2,242.15	2,336.77	1,885.42	1,601.83	1,080.25	1,392.30	1,688.10	2,880.66	2,011.74	1,288.66

Symbol legend:

.. not available for a specific reference period

How to cite: Statistics Canada. Table 35-10-0180-01 Incident-based crime statistics, by detailed violations, police services in Ontario

DOI: <https://doi.org/10.25318/3510018001-eng>

Related information

► Source (Surveys and statistical programs)

► Related products

► Subjects and keywords

Date modified:

2020-10-29



Statistics
Canada

Statistique
Canada

[Home](#) > [Data](#)

Incident-based crime statistics, by detailed violations, police services in Ontario [1](#), [2](#), [3](#), [4](#), [5](#)

Frequency: Annual

Table: 35-10-0180-01 (formerly CANSIM 252-0077)

[Help](#)

Geography: Province or territory

[Save my customizations](#)

▼ Customize table

Geography^{6, 7}

Owen Sound, Ontario, municipal [35212]

Violations

Total, all Criminal Code violations (excluding traffic) [50]

Reference period

From:

2009 ▼

To:

2019 ▼

Apply

[Add/Remove data](#)



[Download options](#)

Owen Sound, Ontario, municipal [35212]											
Total, all Criminal Code violations (excluding traffic) [50]											
Statistics	2009	2010	2011	2012	2013	2014	2015	2016	2017	2018	2019

Number											
Actual incidents	1,379	1,318	1,303	1,356	1,306	1,232	1,375	1,463	1,759	1,971	2,362
Rate											

Owen Sound, Ontario, municipal [35212]											
Total, all Criminal Code violations (excluding traffic) [50]											
Statistics	2009	2010	2011	2012	2013	2014	2015	2016	2017	2018	2019
Rate per 100,000 population ⁸	6,166.71	5,899.20	5,864.35	6,181.90	5,999.08	5,645.68	6,356.32	6,662.42	8,062.89	9,018.12	10,869.77
Percent											
Percentage change in rate ⁹	-7.82	-4.34	-0.59	5.41	-2.96	-5.89	12.59	4.82	21.02	11.85	20.53
Number											
Unfounded incidents ¹⁰	365	310	292
Percent											
Percent unfounded ¹⁰	17.18	13.59	11.00
Number											
Total cleared	735	774	740	758	705	609	772	721	870	1,092	1,187
Cleared by charge	555	462	450	437	391	333	436	433	470	656	913
Cleared otherwise	180	312	290	321	314	276	336	288	400	436	274
Total, persons charged ¹¹	581	456	447	421	393	326	422	441	462	658	886
Rate											
Rate, total persons charged per 100,000 population aged 12 years and over ⁸	2,934.20	2,297.69	2,266.27	2,159.64	2,031.64	1,684.41	2,202.85	2,269.22	2,393.53	3,405.80	4,615.06
Number											
Total, adult charged	515	398	395	377	326	285	385	378	415	594	841
Rate											
Rate, adult charged per 100,000 population aged 18 years and over ⁸	2,830.60	2,176.65	2,162.13	2,081.15	1,807.80	1,578.25	2,146.52	2,078.06	2,294.47	3,276.88	4,663.41
Number											

Owen Sound, Ontario, municipal [35212]											
Total, all Criminal Code violations (excluding traffic) [50]											
Statistics	2009	2010	2011	2012	2013	2014	2015	2016	2017	2018	2019
Total, youth charged ^{12, 13}	66	58	52	44	67	41	37	63	47	64	45
Rate											
Rate, youth charged per 100,000 population aged 12 to 17 years ⁸	4,107.03	3,715.57	3,573.88	3,190.72	5,110.60	3,163.58	3,030.30	5,064.31	3,868.31	5,364.63	3,865.98
Number											
Total, youth not charged ^{12, 13}	80	117	79	66	87	87	90	61	87	69	51
Rate											
Rate, youth not charged per 100,000 population aged 12 to 17 years ⁸	4,978.22	7,495.20	5,429.55	4,786.08	6,636.16	6,712.96	7,371.01	4,903.54	7,160.49	5,783.74	4,381.44

Symbol legend:

.. not available for a specific reference period

How to cite: Statistics Canada. Table 35-10-0180-01 Incident-based crime statistics, by detailed violations, police services in Ontario

DOI: <https://doi.org/10.25318/3510018001-eng>

Related information

► Source (Surveys and statistical programs)

► Related products

► Subjects and keywords

Date modified:

2020-10-29



Statistics
Canada

Statistique
Canada

[Home](#) > [Data](#)

Incident-based crime statistics, by detailed violations, police services in Ontario [1](#), [2](#), [3](#), [4](#), [5](#)

Frequency: Annual

Table: 35-10-0180-01 (formerly CANSIM 252-0077)

[Help](#)

Geography: Province or territory

[Save my customizations](#)

▼ Customize table

Geography^{6, 7}

Owen Sound, Ontario, municipal [35212]

Violations

Total, all violations [0]

Reference period

From:

2009 ▼

To:

2019 ▼

Apply

[Add/Remove data](#) ⓘ

[Download options](#)

Owen Sound, Ontario, municipal [35212]											
Total, all violations [0]											
Statistics	2009	2010	2011	2012	2013	2014	2015	2016	2017	2018	2019

Number											
Actual incidents	1,498	1,437	1,420	1,483	1,443	1,343	1,492	1,564	1,865	2,086	2,488
Rate											

Owen Sound, Ontario, municipal [35212]											
Total, all violations [0]											
Statistics	2009	2010	2011	2012	2013	2014	2015	2016	2017	2018	2019
Rate per 100,000 population ⁸	6,698.86	6,431.83	6,390.93	6,760.88	6,628.39	6,154.34	6,897.19	7,122.36	8,548.77	9,544.29	11,449.61
Percent											
Percentage change in rate ⁹	-8.81	-3.99	-0.64	5.79	-1.96	-7.15	12.07	3.26	20.03	11.65	19.96
Number											
Unfounded incidents ¹⁰	366	310	293
Percent											
Percent unfounded ¹⁰	16.41	12.94	10.54
Number											
Total cleared	847	881	841	871	816	697	859	798	958	1,194	1,291
Cleared by charge	663	562	539	542	494	418	518	506	555	753	1,016
Cleared otherwise	184	319	302	329	322	279	341	292	403	441	275
Total, persons charged ¹¹	706	582	550	538	504	418	507	522	567	759	997
Rate											
Rate, total persons charged per 100,000 population aged 12 years and over ⁸	3,565.48	2,932.58	2,788.48	2,759.82	2,605.46	2,159.76	2,646.55	2,686.01	2,937.52	3,928.57	5,193.25
Number											
Total, adult charged	619	503	478	465	405	349	453	448	508	686	948
Rate											
Rate, adult charged per 100,000 population aged 18 years and over ⁸	3,402.22	2,750.89	2,616.45	2,566.93	2,245.88	1,932.66	2,525.65	2,462.89	2,808.65	3,784.41	5,256.74
Number											

Owen Sound, Ontario, municipal [35212]											
Total, all violations [0]											
Statistics	2009	2010	2011	2012	2013	2014	2015	2016	2017	2018	2019
Total, youth charged ^{12, 13}	87	79	72	73	99	69	54	74	59	73	49
Rate											
Rate, youth charged per 100,000 population aged 12 to 17 years ⁸	5,413.81	5,060.86	4,948.45	5,293.69	7,551.49	5,324.07	4,422.60	5,948.55	4,855.97	6,119.03	4,209.62
Number											
Total, youth not charged ^{12, 13}	84	126	84	73	94	94	95	64	90	71	51
Rate											
Rate, youth not charged per 100,000 population aged 12 to 17 years ⁸	5,227.13	8,071.75	5,773.20	5,293.69	7,170.10	7,253.09	7,780.51	5,144.69	7,407.41	5,951.38	4,381.44

Symbol legend:

.. not available for a specific reference period

How to cite: Statistics Canada. Table 35-10-0180-01 Incident-based crime statistics, by detailed violations, police services in Ontario

DOI: <https://doi.org/10.25318/3510018001-eng>

Related information

► Source (Surveys and statistical programs)

► Related products

► Subjects and keywords

Date modified:

2020-10-29

BOARD REPORT

TO: Chief Ambrose/Inspector Fluney/Inspector Bishop/Director Fluney and Director Bell-Matheson

FROM: Pam Dodd

RE: Application for Private Transportation Company – Mike FULLER

The following report concerns the application by Michael E. FULLER for a Private Transportation Company, operating out of the Township of Georgian Bluffs, with the majority of business being located within the City of Owen Sound. Mr. FULLER currently has a contract with ODSP (effective November 30th), to provide transportation for their clients to appointments within the City of Owen Sound. Mr. FULLER will be using his own vehicle for this business.

A background check on Mr. FULLER reveals he has had no negative contact, however will have to complete civilian prints upon Board approval of his business. Attached is a copy of Mr. FULLER's application, together with applicable CPIC/RMS queries for your review.

If you have any questions, please advise.

Thank you

Pam Dodd