

Owen Sound Police Services Board

Public Meeting Minutes

Wednesday, September 23, 2020

2nd Floor Board Room

(YouTube live stream/Zoom)

| | |
|----------------------------|---|
| Members Present: | J. Thomson (Chairman), I. Boddy, M. Koepke, G. Pierce, |
| Attending by Phone: | Jill Sampson. D. Sprague - Police Advisor, Ministry of Solicitor General, Tim Simmonds – City Manager, Owen Sound |
| Admin. Present: | Chief C. Ambrose, Inspector J. Fluney, |
| Admin. Online: | Director C. Hill |
| Media Present: | Claire McCormack – Bayshore News |
| Admin. Absent: | Inspector D. Bishop, Director S. Bell-Matheson, Director K. Fluney |
| Minutes: | J. Thomson |

1. Call to Order

Chairman declared the Wednesday, September 23, 2020 meeting be called to order at 10:15 a.m.

“Prior to today’s meeting the Board met in closed session to review and discuss matters that in their opinion fell under Section 35 (4) of the Police Services Act, R.S.O 1990 c. P.15 and as per the Owen Sound Police Services Board BY-LAW NO. 2019-01 Section 19.1 Closed Items.”

2. Approval of the Agenda

Moved by M. Koepke seconded by I. Boddy

“That the agenda dated September 23, 2020 be approved” CARRIED

3. Declaration of Conflict of Interest arising out of the matters listed on the agenda. Hearing None.

4. Presentations, Deputations, and Public Question Period. Hearing None.

5. Confirmation of the Minutes of the Public Meeting held June 24, 2020.

Moved by G. Pierce seconded by M. Koepke

“That the minutes dated June 24, 2020 be approved” **CARRIED**

6. Business arising out of the Minutes of the June 24, 2020 Public Meeting. Hearing None.

7. Correspondence received for information

- Letter from Georgian College award recipient.
This letter had been sent to the Board on July 24, 2020, but placed on the agenda so there would be an official record of receiving it.

8. Chairman’s Report

a) Use of Body-Worn Cameras (BWCs)– Request from OAPSB (attached)

The OAPSB provided the Board with correspondence they received from the Privacy Commissioner, Patricia Kossei, regarding the use of Body-Worn Cameras. The Privacy Commissioner has asked that all boards write back to Patricia by October 13, 2020 to inform them of the following:

- Is your police service currently using BWCs?
- Does your police service plan to purchase or deploy BWCs on or before March 31, 2021?

If the answer to either of the above questions is “yes”, the board is asked that we commit to consulting with her office, among other key stakeholders, so that they can help ensure that the key constituent elements of an effective governance framework are in place to address issues of transparency, accountability and privacy in their respective jurisdictions.

Chief Ambrose reported that the Service only had two complaints last year and no complaints this year. At this time, a cost benefit analysis would not support the deployment and use of BWCs, however, he did not rule out the possibility that the province may mandate their use in the future.

The Chairman undertook to reply back to the Privacy Commissioner and advise her of our current position.

b) OAPSB 2020 Labour Seminar

The OAPSB is hosting a virtual Labour Seminar on November 12 & 13, 9:00 am to noon each day. The invitation had been previously e-mailed to board members for review. Board member G. Pierce, Chairman Thomson and Chief Ambrose indicated they would be attending. The Chairman will make arrangements for registration.

9. Reports from Inspector D. Bishop

In Inspector Bishop's absence Inspector Fluney presented the reports

- a) Auxiliary Unit
- b) Criminal Investigations Branch and Drug Enforcement

10. Reports from Inspector J. Fluney

- a) Collision Statistics
- b) Community Services Office
- c) Lost Hours and Training
 - There was no training due to Covid-19
- d) Traffic Enforcement

11. Reports from Director of Civilian Services K. Fluney

In Director Fluney's absence Inspector Fluney presented the reports

- a) Board By-laws
- b) Court
- c) Records

12. Reports from Director of Corporate Services S. Bell-Matheson

In Director S. Bell-Matheson's absence Inspector Fluney presented the reports

- Calls for Service

13. Report from Director of Information C. Hill

- Information Technology Update
- NG 911 update

As there were no requests for action in any of the above reports they will be placed on file with the minutes of this meeting for future reference.

14. Financial Reports from the Chief of Police

a) Financial Reports

Chief Ambrose reported that overall year to date expenses were in line with budget.

b) Approval of Outstanding Accounts for Payment

Moved by G. Pierce seconded by M Koepke

“That the payment for outstanding accounts for June, July and August 2020 be approved.” **CARRIED**

15. Operating Reports from the Chief of Police

a) Letter from Abby Desham - Director, Criminal Justice Program, Civil Liberties Association and accompanying report from Director Bell-Matheson

- Chief Ambrose spoke to Director Bell-Matheson’s report which found the Covid–19 Portal/Database was often not current and data could not be relied upon. As a result it was not used and its information is not stored within our facilities.
- The Chairman will respond to Abby Desham’s letter and request for information.

b) Community Foundation Grey Bruce - Spring Community Grant to refurbish our Community Safety Village

- Chief Ambrose advised that this grant for \$3,000 was approved and can be applied for three 3 years in a row.

c) Grant to Help Combat Human Trafficking

Chief Ambrose advised the Service was successful in obtaining this grant in the amount of \$315,260 and would be shared over three years with Saugeen Shores Police Service, West Grey Police Service, Hanover Police Service and the Neyaashiinigmiing First Nations Police Service. This grant can go towards the funding of and training of an analyst, investigative techniques and the purchase of equipment. Owen Sound Police Services will act as the hub for the five Services.

d) Proceeds of Crime 2020-23 Contract

- Chief Ambrose advised this contract has been approved.

e) Court Security and Prisoner Transportation – All Chief's Memo (attached)

- Chief Ambrose reported that prisoners are not currently being transported to court but must appear via video. The Province is reviewing future costs based on past and current processes. Chief Ambrose will include his comments to stakeholders as noted in the All Chief's Memo

f) Reopening of Courts

- Chief Ambrose reported that the courts have never really closed, but most proceedings have been virtual. Costs have been incurred for online virtual, participation costs and infrastructure and facilities upgrades needed to be made.

g) Use of Emergency Ready System for Ontario

- Chief Ambrose reported that this is much like the Amber Alert system. The procedures for use details the requirements and criteria that must be met for the use of this system.

h) Letters of Support From Citizens (attached)

- Provided for information

i) Police Transition Protocol

- Chief Ambrose explained that this protocol among the GBHS hospitals is meant to improve the outcomes of individuals apprehended under the mental health act and that are being taken to hospital for assessment. This is a result of many years of discussion. The goal of the program is to see

hospitals accept individuals on a more timely basis and free up police resources. This protocol will extend to all Grey and Bruce hospitals.

j) Masonry Repairs to Station

- Chief Ambrose explained this work is to be completed by the City of Owen Sound and has been deferred until 2021

k) Chief's Activity Report

As there were no requests for action in the Chief's reports they will be placed on file with the minutes for future reference.

16. Other Items and New Business

a) Cuff Links 2020

- Inspector Fluney explained that this event is being organized by Jason Cranny and is being held October 2, 2020 at Legacy Ridge Golf Club. Funds raised from this event will go to help REACH programs within the City of Owen Sound. In the past donations have been used for our school programs, Special Olympics and local groups.

Moved by G. Pierce seconded by M. Koepke

- *"That the Owen Sound Police Services Board donate \$2,000.00 to this worthwhile fund raising event."* **CARRIED**

17. Termination of the Public Meeting

As the board dealt with all of the items on the agenda, and there being no additional business to conduct the Chairman declared the meeting to be terminated at 11:00 am.

Next meeting will be held Wednesday, October 28, 2020 at 10:00 am

June 16, 2020

Dear Mrs. Kelly Jo Krampien,

Thank you for selecting me as the recipient of the Owen Sound Police Services Award. This award is very meaningful to me, especially after I put so much effort into my studies at Georgian College in Owen Sound. Your generosity was a great surprise to me, and I appreciate it very much. During my studies I have been working to pay for my education, so I really value receiving this award. This award will greatly help me in my future as I hope to find a position in my area of study or with further education.

While I have been studying Police Foundations at Georgian College, I have had many great experiences in my community. I have been able to volunteer at many different parades and community events, including the Festival of Northern Lights and the Santa Claus parade. I have also really enjoyed taking on a leadership role as I worked security at the Owen Sound Attack hockey games. The courses at Georgian College were excellent and the teachers were very informative. All of these different experiences and courses will be very beneficial to me as I am pursuing a career as a police officer.

My goal is to someday be a police officer and I have just recently joined the Owen Sound Police Auxiliary. My training for the Auxiliary has been postponed due to Covid-19, but am really looking forward to the day when the training can continue. Being a member of the Auxiliary will really give me many excellent experiences that will help me in becoming a police officer. This award gives me recognition for all of my hard work, and I truly appreciate that as I apply to police services, the recruiters will notice this award.

The Owen Sound Police Services have been very generous, and I thank you again for selecting me as the recipient of the Owen Sound Police Services Award.

Sincerely,

Thomas 

Thomas 


Sent via BlackBerry Hub+ Inbox for
Android<<http://play.google.com/store/apps/details?id=com.blackberry.hub>>
From: oapsb@oapsb.ca
Sent: September 10, 2020 6:38 a.m.
To: stephen.mccammon@ipc.on.ca
Cc: fred@governedge.com; patrickj@weavergroup.ca; jfluney@owensoundpolice.com;
kkrampien@owensoundpolice.com
Subject: Action Required - Body-Worn Cameras

Good morning Section 31 Members.

Please see attached correspondence from Privacy Commissioner Patricia Kossei regarding the Use of Body-Worn Cameras (BWC).

The Privacy Commissioner has asked that all boards write back to Stephen McCammon, IPC (stephen.mccammon@ipc.on.ca<<mailto:stephen.mccammon@ipc.on.ca>>) by October 13, 2020 to inform them of the following:

Is your police service currently using BWCs?

Does your police service plan to purchase or deploy BWCs on or before March 31, 2021?

If the answer to either of the above questions is “yes”, she asks that each such police service and board commit to consulting with her office, among other key stakeholders, so that they can help ensure that the key constituent elements of an effective governance framework are in place to address issues of transparency, accountability and privacy in their respective jurisdictions.

Responses to the above should be provided to the Privacy Commissioner through Stephen McCammon, Legal Counsel at the IPC, by October 13, 2020. Stephen can be reached at stephen.mccammon@ipc.on.ca<<mailto:stephen.mccammon@ipc.on.ca>>.

Thank you for your attention to this matter.

Holly Doty, CMP
Ontario Association of Police Services Boards
180 Simcoe St, London, ON N6B 1H9
T: 1-800-831-7727 | C: 519.636.7707
oapsb@oapsb.ca<<mailto:admin@oapsb.ca>>



Information and Privacy
Commissioner of Ontario

Commissaire à l'information et à la
protection de la vie privée de l'Ontario

August 17, 2020

Mr. Jim Hart
Chair
Toronto Police Services Board
40 College Street
Toronto, ON
M5G 2J3

Dear Mr. Hart:

RE: Item 3c on the Toronto Police Service Board's August 18, 2020 Virtual Public Meeting Agenda (Approval of Body-Worn Camera Contract Award and Project Implementation)

I am writing to provide the written deputation of the Information and Privacy Commissioner of Ontario (IPC) to the Toronto Police Services Board (the Board) regarding the Toronto Police Service (TPS) Body-Worn Camera (BWC) Program being considered by the Board.

To begin, let me thank you for your August 4, 2020 reply to my letter of July 27, 2020, and your offer to meet to discuss access and privacy issues, including those related to the proper governance of BWCs. I know our respective staff are in the midst of scheduling that meeting and I look forward to further discussions with the Board.

As you are aware, the TPS and the Board have consulted the IPC on many important programs and initiatives in the past, including, for example, with respect to policies and procedures related to street checks and race-based data collection. We remain committed to continuing this collaborative relationship with the TPS and the Board.

With respect to the BWC Program more specifically, my office received a copy of Procedure 15-20 Body Worn Camera (the Procedure) on July 27, 2020 for review and comment. We submitted our recommendations in a letter from Assistant Commissioner David Goddis to Superintendent Michael Barsky dated August 14, 2020. These recommendations build upon IPC recommendations previously made in the context of the BWC Pilot Project of 2014-2016, and reiterate the comments we made on the Privacy Impact Assessment of the full BWC Program in June 2020. These recommendations are also informed by the work my office has done with other Canadian privacy commissioners in developing the [Guidance for the Use of Body-Worn Cameras by Law Enforcement Authorities](#).



2 Bloor Street East
Suite 1400
Toronto, Ontario
Canada M4W 1A8

2, rue Bloor Est
Bureau 1400
Toronto (Ontario)
Canada M4W 1A8

Tel/Tél: (416) 326-3333
1 (800) 387-0073
Fax/Télé: (416) 325-9195
TTY/ATS: (416) 325-7539
Web: www.ipc.on.ca

The IPC's overarching position on BWCs

The IPC recognizes the potential value of implementing police BWC systems. Recent civilian deaths in both Canada and the United States are tragic reminders of the importance of creating and obtaining accurate recordings documenting a variety of police-civilian encounters and the public's growing expectation to receive accurate and timely information about those encounters. Receiving accurate and timely information is critical to being able to hold government accountable.

In addition to transparency and accountability, individuals also hold dear their sense of privacy and expect it to be protected from the unwarranted gaze of the state when in private dwellings or in public places. Accordingly, it is critical that a BWC governance framework be put in place that respects both the public's need for transparency and accountability in policing and the equally compelling need to respect their reasonable expectation of privacy. As I explained in my July 27, 2020 letter to the Board, with the appropriate governance framework in place, BWC systems can be implemented in a manner that achieves both these goals and ultimately earns public trust.

An Appropriate BWC governance framework

Meeting the public's expectation with respect to transparency and accountability

It is essential that any investment in BWCs pays sufficient transparency and accountability dividends. After all, it is increasingly well understood that transparency and accountability are essential to the effective delivery of law enforcement. This is reflected in the goals of the TPS' BWC Program. If the Program does not come with adequate transparency and accountability mechanisms, BWCs will not be able to enhance public trust and police legitimacy, including with respect to bias free service delivery. In my view, the following mechanisms are critical for enhancing transparency and accountability as part of an appropriate BWC governance framework.

1. The Board and the TPS should commit to making BWC policies and procedures readily available to the public and publicly commit to working with the IPC to address the following recommendations by the end of 2020.
2. To help ensure that a full picture of the initial stages of police-civilian encounters is captured, the BWC's pre-event recording capacity should be leveraged to capture a longer period (for example, 60 rather than 30 seconds), and include both audio and video recording.
3. BWC recordings should be mandatory for the full duration of any calls for service and all other investigative-type encounters that involve a member of the public, subject to only a very limited number of exceptions. In particular, any mandated exceptions to the duty to record should be kept to a minimum, and any such exceptions should be clearly defined.

4. Officer discretion to deactivate a BWC's recording functions and a supervisor's authority to order such deactivation should also be significantly limited and clearly defined.¹
5. Officer discretion to block or reduce a BWC's recording capacity should also be significantly limited and clearly defined.
6. Officer and supervisor decisions to deactivate a BWC should be accompanied by stricter record keeping requirements.
7. Accountability and transparency as part of a comprehensive governance framework further require:
 - The timely disclosure of all relevant BWC recordings to the bodies responsible for independent oversight of police (e.g. the Ontario Independent Police Review Director and the Special Investigations Unit), and
 - The proactive public interest-based disclosure of BWC footage to the public in special circumstances to address compelling concerns about human rights and the police use of force.

While some of the changes described above will require the collection of more personal information, we believe this increase is both necessary and proportionate, subject to the correlative access controls and privacy protections outlined below. As will be further described, controls regarding access to, and the use and disclosure of, the recordings should be implemented to address any privacy and confidentiality concerns.

Protecting the public's reasonable expectation of privacy

Even when deployed and governed in a responsible manner, BWCs come with a significant cost to the privacy rights of the public. In seeking to capture a more accurate record of the full range of investigative encounters with the public, BWCs will generate large amounts of video and audio records. Law-abiding individuals going about their everyday activities, vulnerable persons experiencing some form of crisis, and innocent family members or friends in close proximity of a suspect's arrest may all unwittingly become subject to this form of surveillance.

In this context, it is critical that TPS procedures and Board policies recognize and protect the public's right to privacy in public spaces. While it is not clear what, if any, expectation of privacy police officers have while on duty and in the midst of an investigative encounter with a member of the public, individual members of the public do have statutory and constitutional privacy rights even in the public domain. The Supreme Court of Canada has repeatedly recognized that members

¹ On this specific point, we wish to clarify the IPC's position on the deactivation of BWCs which former Police Chief Mark Saunders refers to in his report to the Board dated July 29, 2020 (found at Item 3c of the Board's August 18, 2020 Virtual Public Meeting Agenda). At page 11 of the Report, there is reference to the IPC which appears to suggest that we support the proposed methodology for deactivating BWCs. As currently phrased, this may lend confusion to the IPC's position on this point. To clarify the public record on the issue, ever since the TPS's BWC Pilot Project until the present day, the IPC has consistently re-iterated our call for a *reduction* in the discretion provided to officers when it comes to deactivating BWC recording functions.

of the public have a reasonable, if diminished, expectation of privacy in public spaces. It follows that, if police are to deploy BWCs, the program must be designed and governed in a manner that is capable of accomplishing legitimate social objectives without incurring a disproportionate cost to fundamental rights and freedoms, including the right to privacy.

8. Accordingly, the BWC governance framework must recognize and protect the public's reasonable expectation of privacy.
9. Explicit limits and controls with respect to the use and disclosure of BWC recordings should be put in place, including detailed role-based access controls and explicit limitations on the use and disclosure of BWC recordings for secondary purposes.
10. Enhanced notices should be provided to the public informing them of the existence and use of BWCs worn by officers.
11. Meaningful opportunity should be afforded to members of the public to provide or refuse consent to BWC recordings in private places.
12. Use of personal information in BWC recordings used for officer training should be restricted when other less privacy-invasive alternatives are available.
13. The TPS should commit (and the Board should so direct the TPS) to adhere to a moratorium on the use of any facial recognition-related technologies in conjunction with BWCs – other than in the context of “mug shot” matching – until after the release of the privacy guidance being prepared by federal, provincial, and territorial privacy authorities and consultation with the IPC.

Conclusion

We appreciate that to meet the above recommendations, substantial changes will be required to the TPS BWC procedure and other TPS and Board governance tools. In this context, we understand that both the Board and the TPS are committed to improving the BWC Program in the coming weeks, months, and years. In addition, we appreciate the Board's commitment to engage with the IPC regarding the development of a BWC policy that addresses personal privacy, transparency and accountability.

At the same time, we understand that if the Board approves the BWC Program at its August 18, 2020 public meeting, the TPS hopes to purchase and begin deploying BWCs in the ensuing weeks. Full deployment of BWCs for all uniformed officers is not expected for some months. Given that there appears to be some urgency with moving ahead, we are reluctant to call on the Board to put a full stop to any purchase of BWCs pending full implementation of the necessary governance framework. From a practical perspective, therefore, we would not object to the Board approving a contract and moving ahead with the purchase of appropriate equipment, provided that:

- the selected vendor and equipment are capable of supporting the TPS' ability to comply with the various privacy and security requirements the IPC raised with the TPS during our consideration of the BWC Program, including the Privacy Impact Assessment,

- the Board and the TPS continue to work with the IPC to ensure that the necessary governance framework is in place (as per recommendations above), and
- officers are trained on this framework well before BWCs are widely deployed in Toronto.

Accordingly, we recommend that the Board pass a motion on August 18, 2020 committing the Board and the TPS to:

- develop, enact and implement the necessary elements of a BWC governance framework well before BWCs are widely deployed in Toronto or by the end of 2020, whichever comes first,
- make the necessary changes to the Procedure (and other implementation tools) to accord with the overarching BWC governance framework, and
- consult the IPC throughout the development of the framework.

We look forward to continuing to work with both the Board and the TPS on these critical matters. Please note that, in the spirit of transparency, we will be posting this letter on our website and ask that you attach it to the public agenda and minutes of the Board.

Sincerely,

A handwritten signature in black ink, appearing to read "Kosseim", with a large, stylized initial "K" and a long horizontal flourish underneath.

Patricia Kosseim
Commissioner



Information and Privacy
Commissioner of Ontario

Commissaire à l'information et à la
protection de la vie privée de l'Ontario

VIA ELECTRONIC MAIL

September 8, 2020

Patrick Weaver (Chair, Chatham-Kent Police Services Board)
Chair, Ontario Association of Police Services Boards
180 Simcoe Street
London, ON N6B 1H9

Antje McNeely (Chief, Kingston Police)
President, Ontario Association of Chiefs of Police
OACP Corporate Head Office
40 College Street
Toronto, ON M5G 2J3

Dear Chair Weaver and Chief McNeely:

Re: Body-Worn Cameras

I am writing to you today regarding the police use of body-worn cameras (BWCs).

As Ontario's Information and Privacy Commissioner (IPC), I recognize the potential value of implementing police BWC systems. Recent serious injuries and deaths involving civilians in both Canada and the United States are tragic reminders of the importance of accurately recording and documenting police-civilian encounters. Increasingly, the public expects such recordings to be available to police oversight bodies for purposes of investigating serious incidents, and in some cases, released more broadly to respond to public interest concerns about police use of force. Receiving accurate and timely information is critical to being able to hold police accountable for their actions.

In addition to transparency and accountability, individuals also value their sense of privacy and expect to it be protected from the unwarranted gaze of the state when they are in private dwellings and even in public places. Law-abiding individuals going about their everyday activities, vulnerable persons experiencing some form of crisis, and innocent family members or friends in close proximity of a suspect's arrest may all unwittingly become subject to this form of surveillance.

Accordingly, it is critical that an effective BWC governance framework be put in place that respects both the public's need for transparency and accountability in policing and the equally compelling need to respect their reasonable expectation of privacy. In my view, with the appropriate governance framework in place, BWC systems can be implemented in a manner that reconciles both these needs and ultimately earns public trust.



2 Bloor Street East
Suite 1400
Toronto, Ontario
Canada M4W 1A8

2, rue Bloor Est
Bureau 1400
Toronto (Ontario)
Canada M4W 1A8

Tel/Tél: (416) 326-3333
1 (800) 387-0073
Fax/Télé: (416) 325-9195
TTY/ATS: (416) 325-7539
Web: www.ipc.on.ca

Further to a motion passed by the Toronto Police Services Board (TPSB) on August 18, 2020, staff of both the Toronto Police Service (TPS) and the TPSB are actively consulting with my office on the establishment of those elements that are necessary for an effective BWC governance framework, including a BWC Policy and related procedure for implementation. These consultations build upon earlier feedback we provided them in the context of their Pilot Project of 2014-2016 and their more recent Privacy Impact Assessment of June 2020. As indicated in the TPSB's motion, the resulting governance framework is "to ensure that the deployment and use of BWCs increases the accountability of TPS Members and does not result in undue breaches of privacy."

The TPSB has committed itself and the TPS to completing the development of this governance framework before deploying BWCs on all its front-line officers. We are hopeful that our work with the TPSB and TPS will be completed before the end of 2020 and that the resulting BWC governance framework can serve as a model to be considered by other police services across Ontario.

I would kindly ask you to distribute this letter, as well as my August 17, 2020 letter to Jim Hart, Chair of the TPSB (attached), to the Chairs of all of Ontario's police services boards and the Chiefs of Police of all of Ontario's police services, including the Ontario Provincial Police. My letter of August 17, 2020 illustrates the kinds of considerations and expectations that go into the constituent elements of an effective governance framework.

Through my letter to you today, I am asking that all police services write back to the IPC and inform us of the following:

- Is your police service currently using BWCs?
- Does your police service plan to purchase or deploy BWCs on or before March 31, 2021?

If the answer to either of the above questions is "yes", I would ask that each such police service and board commit to consulting with my office, among other key stakeholders, so that we can help ensure that the key constituent elements of an effective governance framework are in place to address issues of transparency, accountability and privacy in their respective jurisdictions.

I would request that these responses be provided to me through Stephen McCammon, Legal Counsel at the IPC, by October 13, 2020. Stephen can be reached at stephen.mccammon@ipc.on.ca.

Sincerely,



Patricia Kosseim
Commissioner

Enclosure



Report to the Board: Criminal Investigations Branch

From: Inspector D. Bishop

Date: August 4, 2020

In July, 2020 members of the Criminal Investigations Branch conducted investigations regarding numerous incidents including sexual assaults, theft, fraud, impaired driving and sudden death.

A theft investigation was concluded with the arrest of a 39 year- old resident of Tara. The investigation determined that the man had stolen \$4,600 from the bank account of his brother who resides in an assisted living facility. The majority of the funds consisted of the Canada Emergency Response Benefit (C.E.R.B.). The man was charged with theft and was released to a future court date to answer to the charge.

Charges of Exposure to a person under 16 years of age were filed against a 17-year-old Owen Sound youth at the conclusion of a joint investigation with the Bruce Grey Child and Family Services. The investigation determined that the accused had followed his four- year old niece into the family washroom, exposed his genitals to her and verbalized intent to sexually assault the child. The victim's mother attended the washroom and unknowingly at the time, prevented the sexual assault from taking place. The accused is before the courts.

In July the Criminal Investigations branch concluded a historical sexual assault investigation by issuing a warrant for the arrest of a former member of the Canadian Military who was training in Meaford at the time of the offence in 2015. The man is believed to be currently residing in the Province of Saskatchewan. The investigating officer is liaising with the Crown Attorney's office regarding potentially obtaining a Canada Wide warrant for the man.

On July 30th a 53- year-old man from Cargill, was arrested after attempting to avoid a R.I.D.E. program. The R.I.D.E. program was being conducted on 10th Street West between 8th Avenue and 9th Avenue. Upon observing the cruiser lights, the accused abruptly stopped his vehicle and struck the curb causing his tire to deflate. Officers approached the driver and immediately detected obvious signs of impairment by alcohol consumption. Alcohol and Cannabis were found in the area of the driver. The accused was arrested and taken to the Owen Sound Police Station where he refused to provide breath samples as required. The driver's license of the accused was suspended for 90 days and his vehicle was impounded for seven days.



Report to the Board: Drug Enforcement and Intelligence

From: Inspector D. Bishop

Date: August 4, 2020

The Drugs and Intelligence Unit continues to investigate persons involved in the trafficking of various drugs in Owen Sound and Grey-Bruce including Fentanyl, Methamphetamine and Cocaine.

On July 20th Drug Unit Detectives arrested a 44-year-old Hanover man after a brief foot pursuit in the downtown area. Police seized the man's motor vehicle and obtained a warrant to search it. As a result of the vehicle search, police seized a large quantity of highly toxic Fentanyl as well as cash proceeds of crime. Police also seized two prohibited weapons. The total street value of the seized Fentanyl and cash proceeds exceeds \$20,000. Police have also seized the motor vehicle as offence related property.

The accused was charged with Possession of Fentanyl for the Purpose of Trafficking, Possession of Proceeds of Crime, Possession of Prohibited Weapons and Possession of a Weapon contrary to a Prohibition Order.

On July 21st a surveillance operation focusing on local drug activity resulted in the execution of an outstanding arrest warrant. A 37 year old Owen Sound man who is known to be involved in the drug subculture who was wanted on an outstanding warrant was observed by a Drug Unit Detective. The man was arrested without incident and held in custody.

On July 27th members of the Drug Unit were conducting observations of two suspicious males known to be involved in drug and property crimes. One of the males was observed entering a parked construction trailer at Owen Sound District Secondary School and stealing an industrial sized leaf blower. The male fled with the stolen property across 9th Street West and up the pathway into the west rocks area. Police located the male as he attempted to stash the leaf blower for future retrieval. Upon his arrest, the man was found in possession of a small quantity of purple Fentanyl. The stolen leaf blower, which was valued at approximately \$700, was returned to the business owner before they knew that it had been stolen. The man has a September court date to answer to the charges.

On July 29th Drugs and Intelligence Detectives interviewed a local man regarding allegations that he was involved in posting threatening material targeting the Canadian government over the internet. The investigation revealed no intent behind the controversial posts and the incident was cleared by a caution. The man is known to suffer from mental illness and the dosage of his medications was altered by his Doctor.



Report to the Board: Criminal Investigations Branch

From: Inspector D. Bishop

Date: September 8, 2020

.....

On August 2nd police received a 911 call from a frantic female advising that her son was being held hostage, tied to a chair with a bag over his head. The complainant reported receiving a photo of her son in that state, via text message from the person responsible who was demanding cash in exchange for the safe release of her son. Police determined the location and entered the residence only to find the man seated on the couch watching television. A subsequent investigation determined that the man staged the hostage situation in conjunction with his drug dealer in an effort to fool his mother into paying off his drug debt. A 20 year- old Owen Sound man is to be charged with conveying a false message under the criminal code.

On August 10th a 20 year- old Meaford man was arrested by the Criminal Investigations Branch after an investigation into the non-consensual distribution of intimate images. The accused sent several intimate images and videos depicting his ex-girlfriend to the ex-girlfriend's aunt via Facebook messenger. Upon being arrested, the accused confessed to committing the offence and stated that he was upset that his ex-girlfriend had moved on and was in a new relationship.

On August 11th a search warrant was executed at an east Owen Sound townhouse as a result of a joint forces investigation with the Child Exploitation Unit of the O.P.P. A 36 year- old Owen Sound man was taken into custody on charges of failing to comply with a release order by associating with a previous domestic violence victim. Several devices were seized during the warrant execution that will be forensically searched to verify the presence of child pornography.

On August 12th members of the Criminal Investigations Branch were conducting observations in the area of a west side residence that continues to be the source of numerous complaints from neighbors regarding criminal and drug activity as well as noise complaints and trespassers. The officers intervened in a domestic dispute in which the involved parties were yelling obscenities at each other between the front porch and the sidewalk. Both individuals were bound by conditions not to associate with one another. Both the male and female were arrested and charged with causing a disturbance and failing to comply with release orders.

On August 17th the Criminal Investigations Branch and the Office of the Coroner conducted an investigation into the sudden death of a 51 year- old transient man. The deceased was found in a public location by a resident who was walking along the former CN rail trail immediately north of Highway #26. The man's death was determined to be a result of multiple serious medical issues and was determined to be non- criminal in nature.

On August 26th a sexual assault investigation was initiated after a complaint was received that a male driving a pick- up truck had sexually touched the complainant in the presence of her young daughter along the east harbor front. The investigation has determined that the incident did not occur and the female has made a false allegation. The investigation is continuing and a charge of public mischief against the complainant may be pursued.



Report to the Board: Drug Enforcement and Intelligence

From: Inspector D. Bishop

Date: September 8, 2020

.....

On August 18, 2020 an investigation by the Drug Unit resulted in the arrest of a 32 year- old Sauble Beach man after he was found attending the residence of a domestic violence victim and not complying with his house arrest. The man was confronted by police in the hallway of an east side apartment building where he attempted to resist his arrest. The man was found in possession of highly toxic purple Fentanyl and an imitation Glock firearm that bore a striking resemblance to police issued firearms (see included photograph). The accused was charged with numerous criminal and drug offences and was remanded into custody.



On August 12th members of the Criminal Investigations Branch were conducting observations in the area of a west side residence that continues to be the source of numerous complaints from neighbours regarding criminal and drug activity as well as noise complaints and trespassers. A 28 year- old Owen Sound known to be involved in the drug subculture was observed attending the residence in contravention of a probation order and a release order. The man was arrested and held in custody for a bail hearing.

On August 18th while conducting drug trafficking related surveillance, a man previously charged with trafficking cocaine and fentanyl who was wanted on an outstanding warrant was observed by the Drug Unit. The man was wanted as a result of a recent theft investigation. The man was arrested without incident and has a future court date scheduled to answer to the charges.

Detective Down utilized two weeks of vacation time during August of 2020.



Report to the Board: Collision Statistics

From: Inspector J. Fluney

Date: Wednesday, September 2, 2020

.....

June 2020 – Collision Statistics

| Total Collisions: | (34) | Comments |
|--|-------------|------------------|
| Collisions - East side Owen Sound | 11 | Including 1 FTR |
| Collisions - West side Owen Sound | 9 | |
| Collisions - parking lots | 15 | Including 10 FTR |
| Fail to Remain Collisions | 11 | |
| Collisions referred to CRC | 17 | |
| Collisions investigated by OSPS | 18 | |

July 2020 – Collision Statistics

| Total Collisions: | (35) | Comments |
|--|-------------|-----------------|
| Collisions - East side Owen Sound | 12 | |
| Collisions - West side Owen Sound | 12 | |
| Collisions - parking lots | 11 | Including 5 FTR |
| Fail to Remain Collisions | 5 | |
| Collisions referred to CRC | 17 | |
| Collisions investigated by OSPS | 18 | |

August 2020 – Collision Statistics

| Total Collisions: | (31) | Comments |
|--|-------------|-----------------|
| Collisions - East side Owen Sound | 13 | |
| Collisions - West side Owen Sound | 11 | |
| Collisions - parking lots | 7 | Including 4 FTR |
| Fail to Remain Collisions | 4 | |
| Collisions referred to CRC | 12 | |
| Collisions investigated by OSPS | 19 | |



Report to the Board: Community Services Office

From: Inspector J. Fluney

Date: September 14, 2020

.....

This past summer (June, July and August) the Community Services Officer engaged in the following highlights:

- Continued with traditional corporate and social media for OSPS
 - Highlights- Con't of COVID-19, Positive Ticket Program, Community Engagement, YIPI Students, BLM March, Traffic Enforcement Information, Updates & Bike and Skateboard Safety
- Earned Media
 - 92.3 The Dock- Information provided for defund the police movement
 - Bayshore Broadcasting- BLM march- information gathering
 - CBC Radio- Highlighted Pride Month and OSPS
 - Sun Times- Pride Month and OSPS
- YIPI Students hired and program commenced for 8 weeks.
- Start-Up of Positive Ticket Program
- Wrote and received grant from Community Foundation Grey Bruce
- Commenced writing Safe and Vital Communities grant
- Partnered with Rogers Cable to produce a Bike Safety Program for families and youth
- Commenced new partnership with Muslim Association, M'Wikedong Native and Cultural Centre and New Comer Family program run through Alliance Church
- Took part in the following;
 - Provincial teleconference on KIDS program- Currently on Provincial Steering Committee along with members of the OPP.
 - Teleconference with Parachute Canada- safe driving fall campaign.
 - Housing Homelessness Committee
 - Elder Abuse Podcast with Sheatre

- Community Presentations;
 - Completed work on Frauds and Scams webinar and presented.
 - Worked with Community Living and the REACH program on COVID-19 related questions and the transfer of information as it related to police matters/enforcement
 - Bike and Skateboard Safety- Alpha Street and 28th Street
 - Attended prayer at Muslim Association

- Special Events supported;
 - 10 Birthday community parades- For children and participants of REACH Grey Bruce and 1 lady celebrating her 99th birthday
 - BLM march
 - Paying respect at the Black Cairn
 - Pride Month
 - National Indigenous History Month

- Internal
 - YIPI students
 - Commence organizing golf event
 - Creation of organic social media- Below is a sample- the largest number of organic engagement from a social media post this summer. Depicting one of our own finding a young boy lost in the woods.

Owen Sound Police Service
 Published by Jason Cranny [?] · June 11 · 🌐

Owen Sound Police help to find missing 3 year old boy who wandered into the woods at Harrison Park. Active minds and healthy little legs can move quickly. Remind your children to stay close when in large or foreign settings.



🌱 **Get More Likes, Comments and Shares**
 When you boost this post, you'll show it to more people.

| | | |
|---------------------------------|-----------------------------|----------------------------|
| 40,626 People Reached | 6,562 Engagements | Boost Post |
|---------------------------------|-----------------------------|----------------------------|



Report to the Board: Lost Hours and Training

From: Inspector Jeff Fluney

Date: September 4, 2020

Sick/STD time for June, July and August 2020 with a comparison from 2019.

| Month/Year | SICK/STD | | | WSIB | | |
|-------------|----------------------------|---|-----------------------|-------------------|---|-----------------------|
| | Number of Fulltime Members | Total Number of Shifts (complete and partial) | Total Number of Hours | Number of Members | Total Number of Shifts (complete and partial) | Total Number of Hours |
| June 2020 | 8 | 41 | 230 | 1 | 22 | 176 |
| June 2019 | 8 | 37 | 320 | 1 | 2 | 24 |
| July 2020 | 3 | 16 | 186 | 1 | 23 | 184 |
| July 2019 | 7 | 45 | 384 | 1 | 1 | 12 |
| August 2020 | 8 | 31 | 364 | 1 | 21 | 168 |
| August 2019 | 7 | 28 | 235 | 0 | 0 | 0 |

One member remains on WSIB.

Training:

Our recruit constable started their training at the Ontario Police College on June 24th which lasted until September 1st.



Report to the Board: Traffic Enforcement June-August 2020

From: Inspector J. Fluney

Date: September 11 2020

| <u>Platoon #1 – 4</u> | | <u>Traffic/Part time Officers</u> | |
|---|------------|---|------------|
| Highway Traffic Act: (includes CAIA) | 352 | Highway Traffic Act: (includes CAIA) | 286 |
| Compliance Reports: | 15 | Compliance Reports: | 3 |
| Recorded Cautions: | 126 | Recorded Cautions: | 166 |
| Liquor Licence Act: | 54 | Criminal Code/ CDSA: | |
| Criminal Code/ CDSA: | 408 | Other POA/By-Law: | 6 |
| Other POA/By-Law: | 28 | Foot Patrol (Downtown): | 113 |
| Foot Patrol: | 318 | Shifts Worked: | 151 |

R.I.D.E.

There were a total of 40 on-duty R.I.D.E. checks in the months of June, There were three provincially funded RIDE programs.

The combined statistics for RIDE were:

- 95 officers
- 42 hours,
- 1002 drivers checked
- 9 HTA Charges/Cautions
- 3 Liquor Licence Act Charges
- 2 Cannabis Control Act charges
- 1 Impaired driving charge
- 1 Refuse to Provide Breath Sample charge

Seven people were charged with Impaired/Over 80 during regular patrols.



Report to the Board: Board Bylaw

From: Director of Civilian Services – K. Fluney

Date: September 18, 2020

Related to Business Plan S#



August 2020

TAXI

| | |
|---|------|
| Total number of Taxi Driver's Licences Issued/Renewals | = 10 |
| Total number of Re-Issue Lost Taxi Driver Licences | = 0 |
| Total number of Taxi Driver's Licences Deferred/Denied | = 0 |
| Total number of New/Taxi (transfer) Vehicle Licences Issued | = 1 |
| Total number of Agent Transfers | = 0 |
| Total number of New Agents Registered | = 0 |

ADULT ENTERTAINMENT

| | |
|--|-----|
| Total number of Adult Entertainment Licences Issued | = 2 |
| Total number of Adult Entertainment Licences Denied | = 0 |
| Total number of Adult Entertainment Owner Licences Renewed | = 0 |

ALARMS

Invoices to be completed for Chief's signature.



Report to the Board: Courts

From: Director of Civilian Services – K. Fluney

Date: August 10, 2020

Related to Business Plan S#

Personnel:

Nothing to Report

Budget:

Nothing to Report

Operational:

Custodies Transported during the month: OPP - 0, OSPS – 0 **TOTAL - 0**

Video /Audio appearances: 32 OSPS persons in custody appeared by audio (most making numerous video appearances throughout the month)

Meals provided to custodies: 0

Special Constable Total Hours: 735.5

Issues, Concerns & Comments:

March 27, 2020 was last date prisoners were brought to the Owen Sound Courthouse because of the new COVID-19 measures put in place. All prisoners are done by audio appearance either from the Correctional Facility or the Police Detachments.

Special Constables are still required to provide court security at a reduced level as the court building remains open to the public. Special Constables have been assigned at the police station to cover in custody hearings. When not required for prisoners in custody members have assisted to perform other duties.

Front Entrance Statistics:

- Nothing to report



Report to the Board: Courts

From: Director of Civilian Services – K. Fluney

Date: August 10, 2020

Related to Business Plan S#

Personnel:

Nothing to Report

Budget:

Nothing to Report

Operational:

Custodies Transported during the month: OPP - 0, OSPS – 1 **TOTAL - 1**

Video /Audio appearances: 45 OSPS persons in custody appeared by audio (most making numerous video appearances throughout the month)

Meals provided to custodies: 0

Special Constable Total Hours: 810.25

Issues, Concerns & Comments:

On July 6, 2020 the Owen Sound Courthouse was identified as one of the courthouses in the province that would commence with the reopening of courtrooms with clear direction on what matters would be heard. Three courtrooms (Superior Court, Criminal Court & Family Court) now hear matters in-person. Prisoners will not be transported to the courthouse at this time unless they are attending for their trial. All other prisoners are still being done by audio/video from the police services or the correctional facilities.

There has been an increase of staffing of the Special Constables at the courthouse from that previous few months but are still at a reduced level at the courthouse. Special Constables have been assigned at the police station to cover in custody hearings. When not required for prisoners in custody members have assisted to perform other duties.

Front Entrance Statistics:

- Nothing to report



Report to the Board: Courts

From: Director of Civilian Services – K. Fluney

Date: September 18, 2020

Related to Business Plan S#

Personnel:

Nothing to Report

Budget:

Nothing to Report

Operational:

Custodies Transported during the month: OPP - 2, OSPS – 0 **TOTAL - 2**
Video /Audio appearances: 38 OSPS persons in custody appeared by audio (most making numerous video appearances throughout the month)
Meals provided to custodies: 0
Special Constable Total Hours: 764

Issues, Concerns & Comments:

Three courtrooms (Superior Court, Criminal Court & Family Court) remain the only courtrooms that hear matters in-person. Prisoners are not transported to the courthouse at this time unless they are attending for their trial. All other prisoners are still being done by audio/video from the police services or the correctional facilities.

Special Constables have been assigned at the police station to cover in custody hearings. When not required for prisoners in custody members have assisted to perform other duties.

Front Entrance Statistics:

- Nothing to report



Report to the Board: Records

From: Director of Civilian Services – K. Fluney

Date: August 10, 2020

Related to Business Plan S#14.4

Local criminal record searches are being completed and sent back to the individuals within a week of submitting them. Due to COVID 19 anyone wishing to complete a local criminal record check has been directed to complete that check online. Results are being processed within a couple of days and sent back to the applicant.

There was a total of 2154 bulk searches completed in June 2020.



Report to the Board: Records

From: Director of Civilian Services – K. Fluney

Date: August 10, 2020

Related to Business Plan S#14.4

Local criminal record searches are being completed and sent back to the individuals within a week of submitting them. Owen Sound Police Service is once again accepting criminal record check applications in person at the service as well as we are continuing on with our online process.

There was a total of 3272 bulk searches completed in July 2020.



Report to the Board: Records

From: Director of Civilian Services – K. Fluney

Date: September 18, 2020

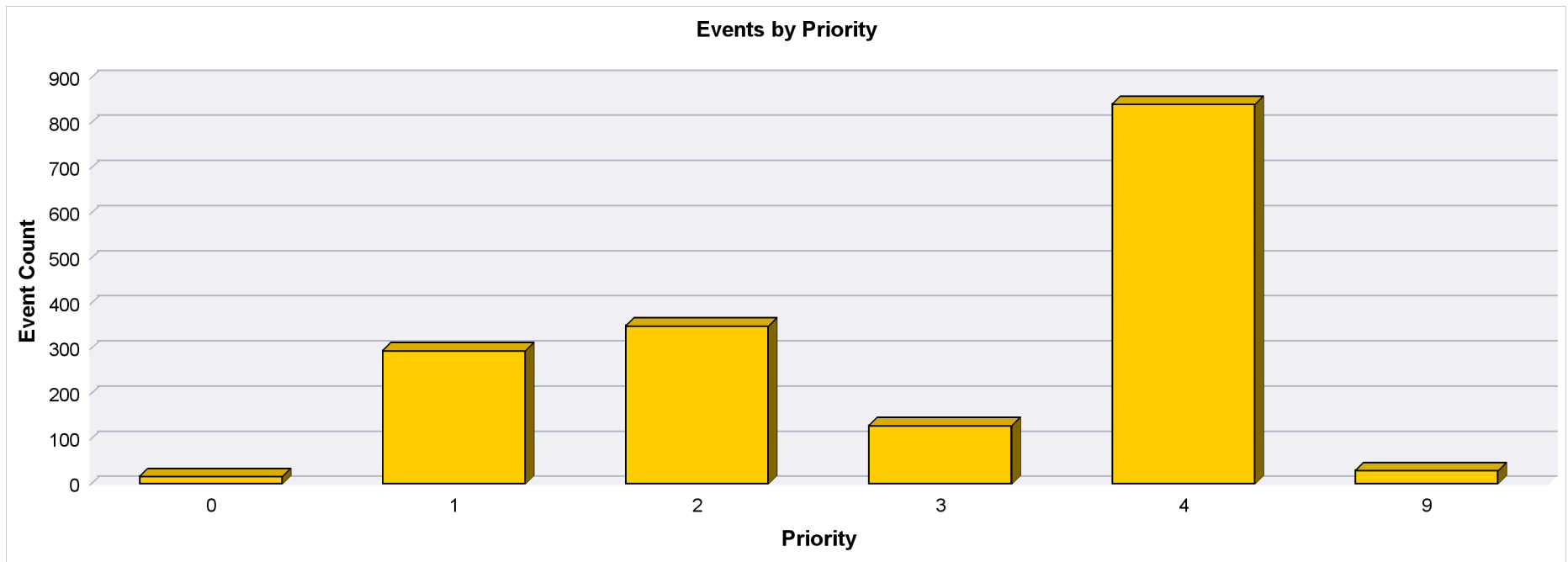
Related to Business Plan S#14.4

Local criminal record searches are being completed and sent back to the individuals within 1 to 2 weeks of submitting them. Owen Sound Police Service accepts criminal record check applications in person at the service as well as online.

There was a total of 2807 bulk searches completed in August 2020.

Number of Events - JUNE 2020

| Event Priority | 0 | 1 | 2 | 3 | 4 | 9 | Total: |
|----------------|----|-----|-----|-----|-----|----|--------|
| Dispatch Group | | | | | | | |
| DISP1 | 17 | 296 | 351 | 130 | 842 | 30 | 1,666 |
| Total: | 17 | 296 | 351 | 130 | 842 | 30 | 1,666 |



OWEN SOUND POLICE SERVICE

Number of Events by Day of Week/Hour of Day - JUNE 2020

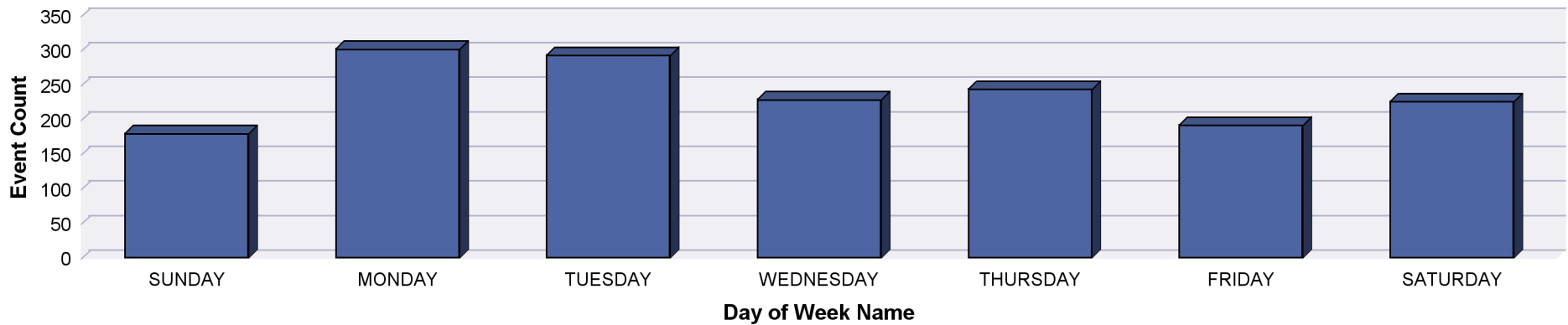
| Create Day of Week Name | SUNDAY | MONDAY | TUESDAY | WEDNESDAY | THURSDAY | FRIDAY | SATURDAY | Total: |
|-------------------------|--------|--------|---------|-----------|----------|--------|----------|--------|
| Create Hour 24 Time | | | | | | | | |
| | 14 | 12 | 11 | 5 | 8 | 5 | 6 | 61 |
| 1 | 6 | 7 | 7 | 7 | 3 | 2 | 5 | 37 |
| 2 | 9 | 8 | 3 | 2 | 5 | 4 | 7 | 38 |
| 3 | 6 | 5 | 6 | 4 | 5 | 2 | 4 | 32 |
| 4 | 3 | 6 | 1 | 4 | 2 | 6 | 6 | 28 |
| 5 | | 4 | 3 | 3 | 17 | 2 | 4 | 33 |
| 6 | 3 | 4 | 6 | 2 | 8 | 1 | 4 | 28 |
| 7 | 3 | 5 | 7 | 10 | 9 | 3 | 4 | 41 |
| 8 | 5 | 15 | 16 | 12 | 14 | 14 | 5 | 81 |
| 9 | 7 | 13 | 19 | 15 | 11 | 11 | 13 | 89 |
| 10 | 8 | 23 | 15 | 14 | 12 | 13 | 15 | 100 |
| 11 | 11 | 21 | 21 | 14 | 18 | 11 | 19 | 115 |
| 12 | 10 | 13 | 16 | 9 | 15 | 5 | 13 | 81 |
| 13 | 9 | 15 | 21 | 15 | 14 | 19 | 17 | 110 |
| 14 | 8 | 21 | 18 | 13 | 13 | 9 | 10 | 92 |
| 15 | 10 | 19 | 17 | 18 | 10 | 16 | 12 | 102 |
| 16 | 11 | 17 | 9 | 13 | 9 | 14 | 8 | 81 |
| 17 | 9 | 20 | 16 | 13 | 12 | 12 | 13 | 95 |
| 18 | 12 | 11 | 12 | 14 | 11 | 8 | 11 | 79 |
| 19 | 6 | 9 | 16 | 10 | 9 | 14 | 6 | 70 |
| 20 | 12 | 10 | 13 | 13 | 10 | 6 | 14 | 78 |

OWEN SOUND POLICE SERVICE

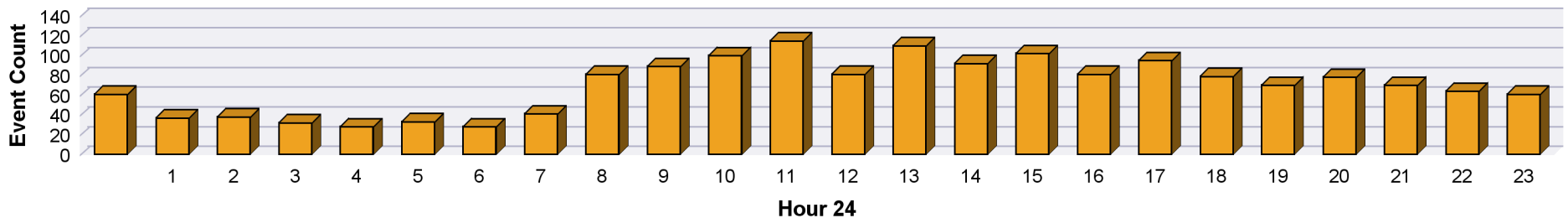
Number of Events by Day of Week/Hour of Day - JUNE 2020

| Create Day of Week Name | SUNDAY | MONDAY | TUESDAY | WEDNESDAY | THURSDAY | FRIDAY | SATURDAY | Total: |
|-------------------------|------------|------------|------------|------------|------------|------------|------------|--------------|
| Create Hour 24 Time | | | | | | | | |
| 21 | 6 | 14 | 15 | 7 | 12 | 5 | 11 | 70 |
| 22 | 6 | 18 | 9 | 7 | 8 | 4 | 12 | 64 |
| 23 | 6 | 12 | 16 | 5 | 9 | 6 | 7 | 61 |
| Total: | 180 | 302 | 293 | 229 | 244 | 192 | 226 | 1,666 |

Events by Day of Week

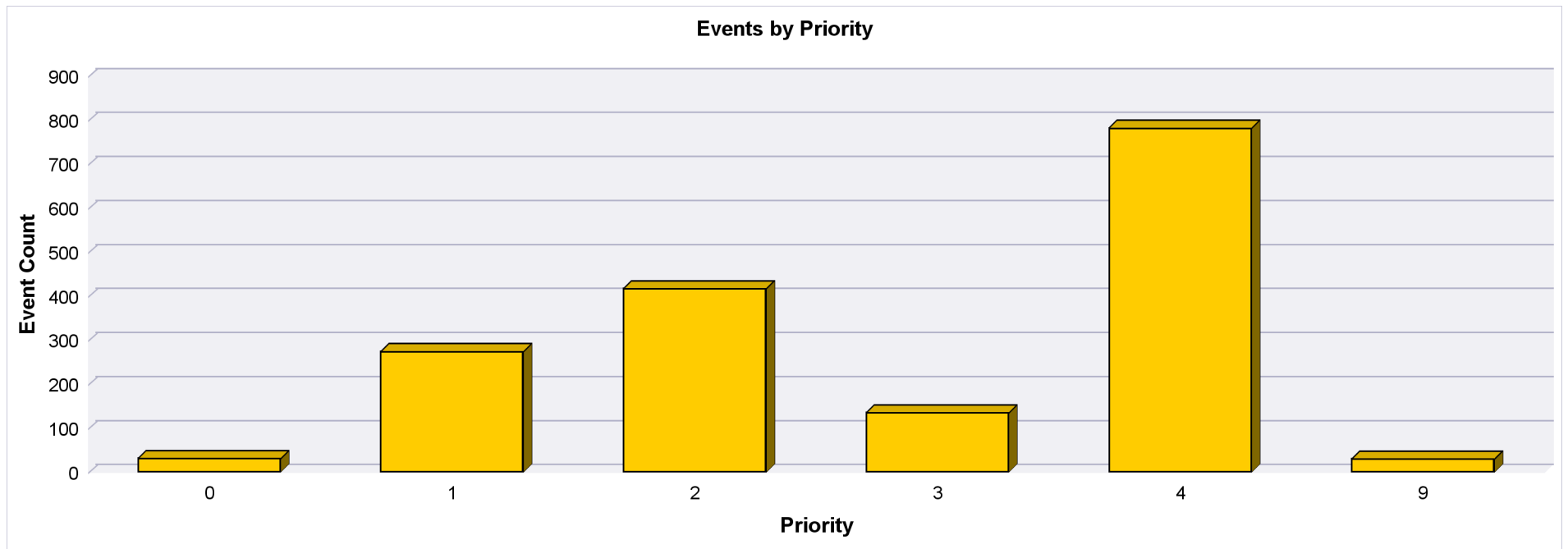


Events by Hour of Day



Number of Events - JULY 2020

| Event Priority | 0 | 1 | 2 | 3 | 4 | 9 | Total: |
|----------------|----|-----|-----|-----|-----|----|--------|
| Dispatch Group | | | | | | | |
| DISP1 | 31 | 274 | 417 | 135 | 782 | 30 | 1,669 |
| Total: | 31 | 274 | 417 | 135 | 782 | 30 | 1,669 |



OWEN SOUND POLICE SERVICE

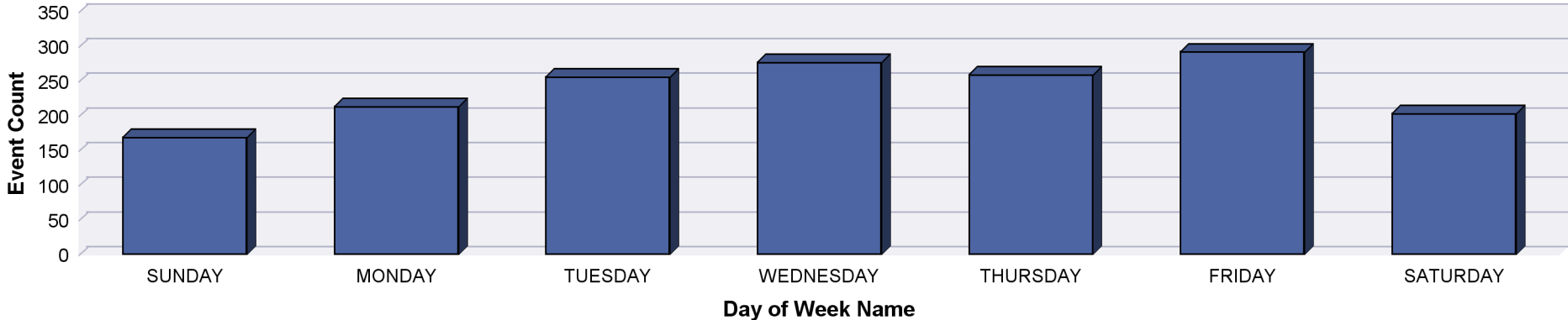
Number of Events by Day of Week/Hour of Day - JULY 2020

| Create Day of Week Name | SUNDAY | MONDAY | TUESDAY | WEDNESDAY | THURSDAY | FRIDAY | SATURDAY | Total: |
|-------------------------|--------|--------|---------|-----------|----------|--------|----------|--------|
| Create Hour 24 Time | | | | | | | | |
| | 8 | 11 | 10 | 6 | 8 | 4 | 4 | 51 |
| 1 | 8 | 3 | 6 | 6 | 6 | 5 | 6 | 40 |
| 2 | 5 | 2 | 3 | 9 | 4 | 6 | 3 | 32 |
| 3 | 3 | 5 | 3 | 6 | 4 | 9 | 6 | 36 |
| 4 | 2 | 4 | 3 | 7 | 5 | 3 | 2 | 26 |
| 5 | 7 | 3 | 1 | 4 | 5 | 1 | 2 | 23 |
| 6 | 2 | 3 | 1 | 4 | 1 | 2 | 3 | 16 |
| 7 | 1 | 5 | 4 | 7 | 9 | 15 | 6 | 47 |
| 8 | 3 | 5 | 10 | 16 | 7 | 11 | 10 | 62 |
| 9 | 6 | 15 | 16 | 13 | 16 | 13 | 9 | 88 |
| 10 | 5 | 10 | 12 | 20 | 24 | 12 | 6 | 89 |
| 11 | 11 | 8 | 24 | 13 | 16 | 19 | 15 | 106 |
| 12 | 10 | 20 | 12 | 13 | 16 | 20 | 6 | 97 |
| 13 | 4 | 13 | 19 | 20 | 14 | 17 | 9 | 96 |
| 14 | 7 | 8 | 12 | 14 | 14 | 13 | 8 | 76 |
| 15 | 10 | 18 | 24 | 17 | 14 | 18 | 15 | 116 |
| 16 | 6 | 16 | 12 | 9 | 14 | 16 | 13 | 86 |
| 17 | 13 | 10 | 16 | 13 | 11 | 22 | 11 | 96 |
| 18 | 10 | 11 | 11 | 15 | 10 | 16 | 5 | 78 |
| 19 | 10 | 7 | 9 | 14 | 10 | 11 | 7 | 68 |
| 20 | 9 | 12 | 13 | 12 | 18 | 14 | 18 | 96 |
| 21 | 8 | 6 | 11 | 21 | 15 | 12 | 13 | 86 |
| 22 | 13 | 10 | 14 | 8 | 10 | 16 | 15 | 86 |

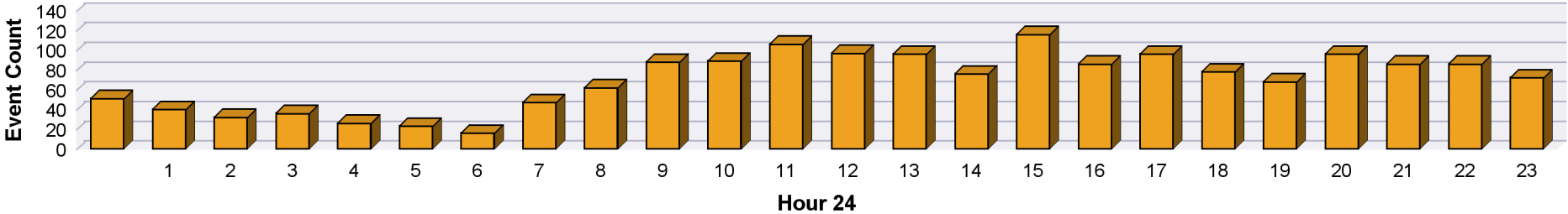
Number of Events by Day of Week/Hour of Day - JULY 2020

| Create Day of Week Name | SUNDAY | MONDAY | TUESDAY | WEDNESDAY | THURSDAY | FRIDAY | SATURDAY | Total: |
|-------------------------|--------|--------|---------|-----------|----------|--------|----------|--------|
| Create Hour 24 Time | | | | | | | | |
| 23 | 8 | 8 | 10 | 10 | 8 | 17 | 11 | 72 |
| Total: | 169 | 213 | 256 | 277 | 259 | 292 | 203 | 1,669 |

Events by Day of Week

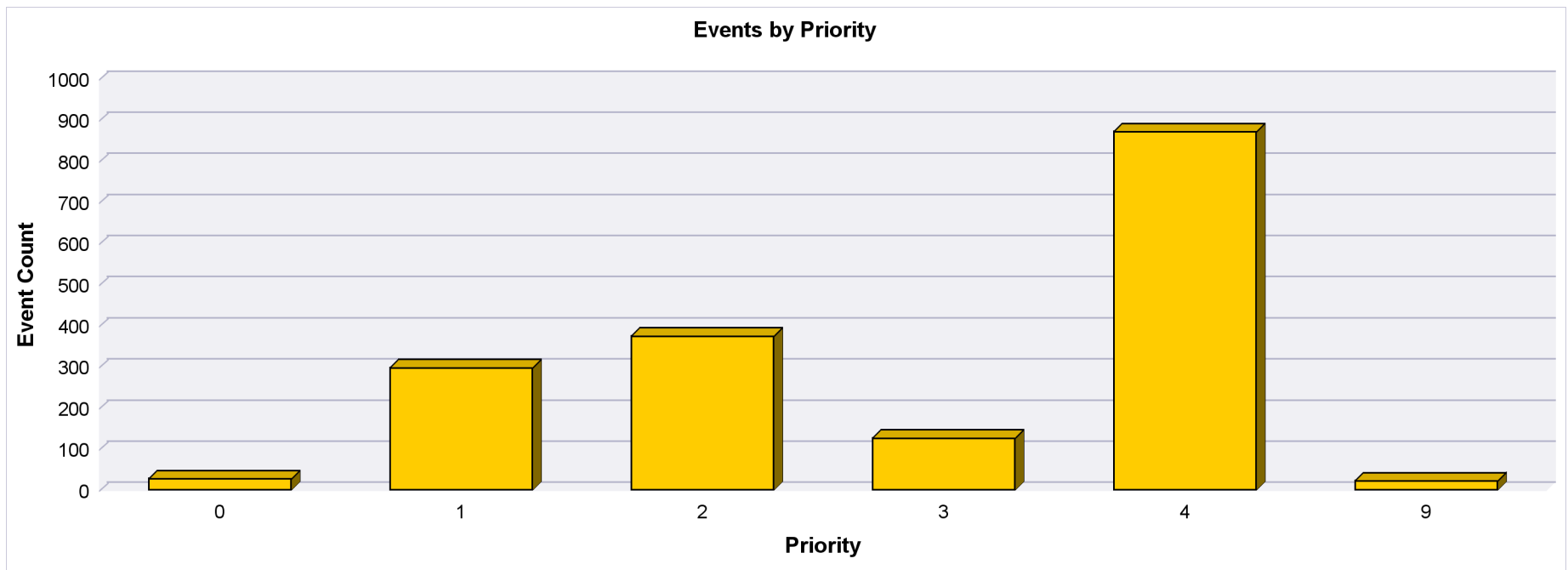


Events by Hour of Day



Number of Events by Dispatch - AUGUST 2020

| Event Priority | 0 | 1 | 2 | 3 | 4 | 9 | Total: |
|----------------|----|-----|-----|-----|-----|----|--------|
| Dispatch Group | | | | | | | |
| DISP1 | 28 | 298 | 375 | 127 | 872 | 23 | 1,723 |
| Total: | 28 | 298 | 375 | 127 | 872 | 23 | 1,723 |



OWEN SOUND POLICE SERVICE

Number of Events by Day of Week/Hour of Day - AUGUST 2020

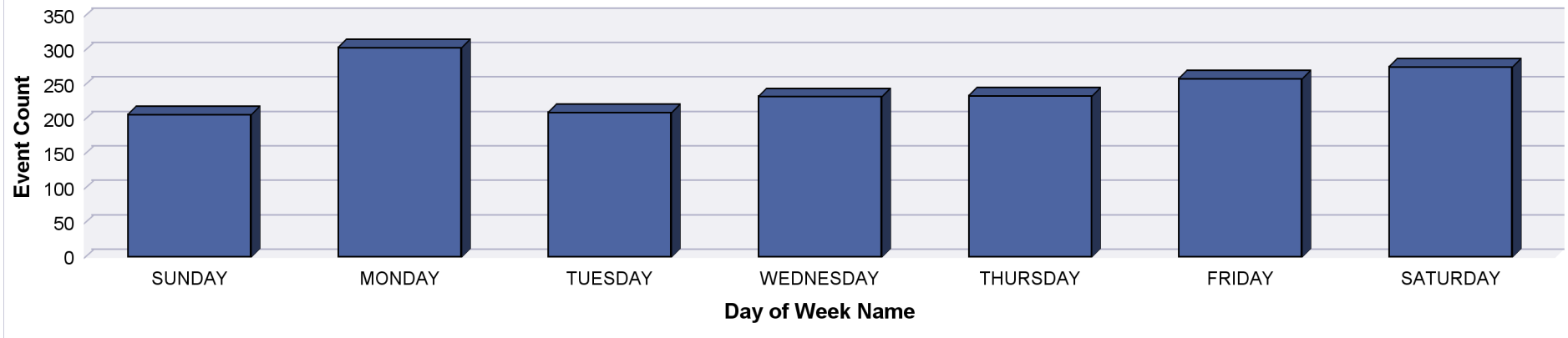
| Create Day of Week Name | SUNDAY | MONDAY | TUESDAY | WEDNESDAY | THURSDAY | FRIDAY | SATURDAY | Total: |
|-------------------------|--------|--------|---------|-----------|----------|--------|----------|--------|
| Create Hour 24 Time | | | | | | | | |
| | 8 | 4 | 4 | 30 | 3 | 11 | 12 | 72 |
| 1 | 8 | 6 | 6 | 10 | 8 | 6 | 6 | 50 |
| 2 | 8 | 8 | 3 | 5 | 4 | 6 | 8 | 42 |
| 3 | 4 | 4 | 1 | 5 | 5 | 11 | 10 | 40 |
| 4 | 7 | 7 | 2 | 2 | 6 | 1 | 4 | 29 |
| 5 | 4 | 5 | 3 | 6 | 2 | | 3 | 23 |
| 6 | 3 | 5 | 3 | 7 | 4 | 4 | 2 | 28 |
| 7 | 3 | 6 | 6 | 4 | 6 | 6 | 5 | 36 |
| 8 | 7 | 12 | 14 | 9 | 13 | 10 | 15 | 80 |
| 9 | 8 | 7 | 12 | 14 | 15 | 13 | 8 | 77 |
| 10 | 9 | 16 | 20 | 19 | 14 | 22 | 21 | 121 |
| 11 | 10 | 17 | 12 | 14 | 12 | 12 | 18 | 95 |
| 12 | 14 | 13 | 17 | 13 | 11 | 13 | 14 | 95 |
| 13 | 9 | 33 | 17 | 16 | 14 | 12 | 18 | 119 |
| 14 | 15 | 23 | 7 | 9 | 18 | 10 | 9 | 91 |
| 15 | 11 | 27 | 10 | 9 | 8 | 20 | 22 | 107 |
| 16 | 8 | 20 | 14 | 11 | 9 | 15 | 12 | 89 |
| 17 | 9 | 14 | 6 | 12 | 13 | 18 | 18 | 90 |
| 18 | 11 | 15 | 3 | 5 | 11 | 14 | 10 | 69 |
| 19 | 10 | 14 | 14 | 9 | 13 | 13 | 15 | 88 |
| 20 | 12 | 14 | 12 | 9 | 13 | 12 | 13 | 85 |
| 21 | 14 | 10 | 7 | 6 | 15 | 14 | 15 | 81 |
| 22 | 8 | 13 | 11 | 6 | 8 | 7 | 10 | 63 |

OWEN SOUND POLICE SERVICE

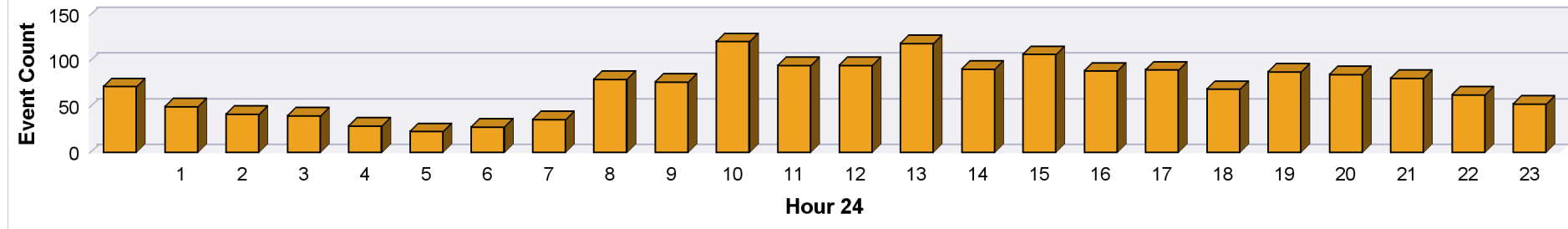
Number of Events by Day of Week/Hour of Day - AUGUST 2020

| Create Day of Week Name | SUNDAY | MONDAY | TUESDAY | WEDNESDAY | THURSDAY | FRIDAY | SATURDAY | Total: |
|-------------------------|--------|--------|---------|-----------|----------|--------|----------|--------|
| Create Hour 24 Time | | | | | | | | |
| 23 | 7 | 11 | 6 | 3 | 9 | 9 | 8 | 53 |
| Total: | 207 | 304 | 210 | 233 | 234 | 259 | 276 | 1,723 |

Events by Day of Week



Events by Hour of Day



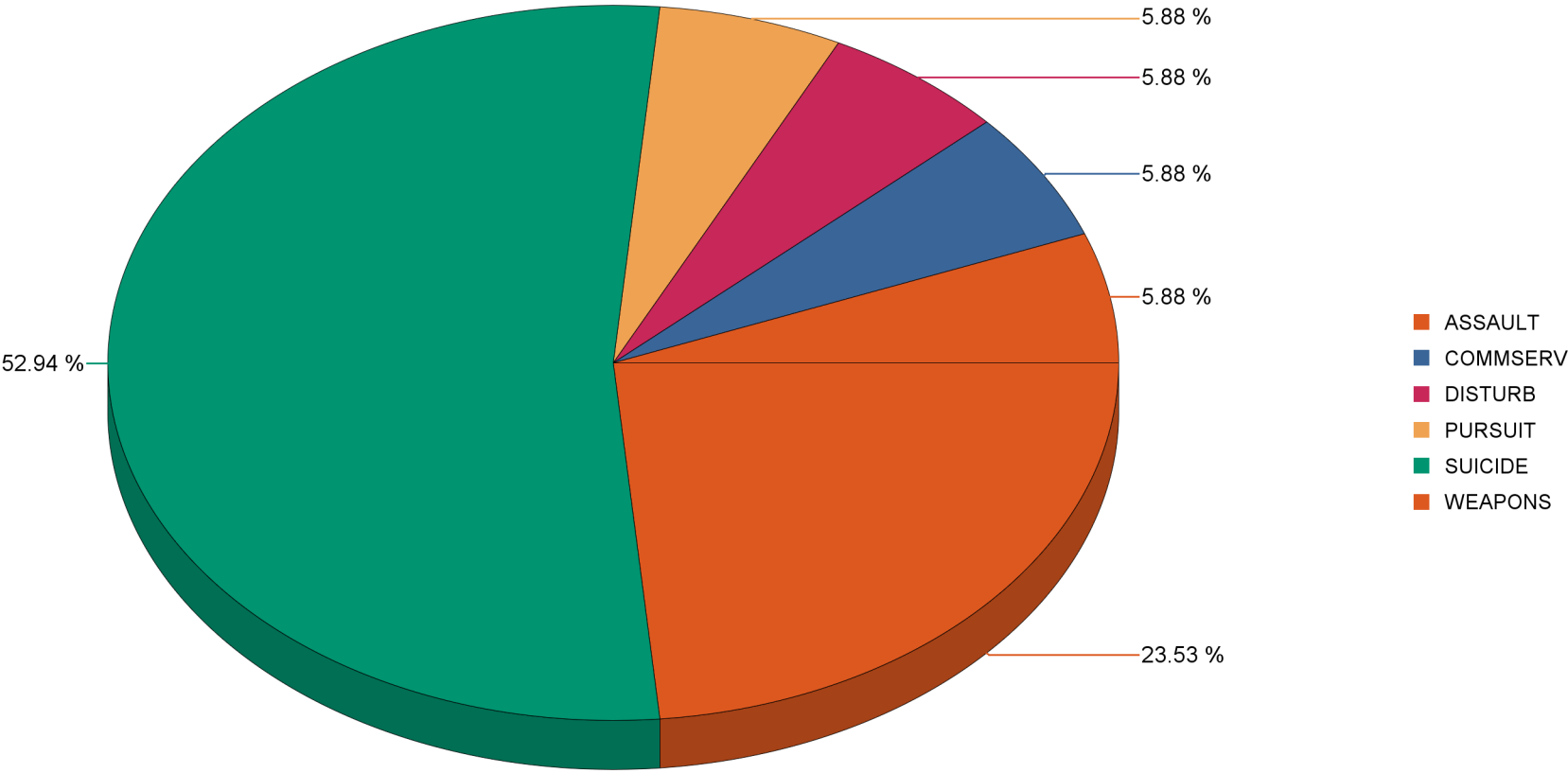
Demand Analysis - JUNE 2020

PRIORITY 0

| Event Type Code | Event SubType | Event Count |
|-----------------|---|-------------|
| SUICIDE | IN PROGRESS | 9 |
| WEAPONS | FIREARM - SUSPECT STILL IN AREA | 2 |
| WEAPONS | SUSPECT PRESENT OR MAY STILL BE IN AREA | 2 |
| ASSAULT | VIOLENCE/WEAPON-IMMEDIATE RESPONSE | 1 |
| COMMSERV | FOOT PATROL | 1 |
| DISTURB | FIGHT/BAR FIGHT | 1 |
| PURSUIT | FAIL TO STOP FOR POLICE | 1 |
| | Total | 17 |

Demand Analysis - JUNE 2020

Percent by Type
PRIORITY 0



Demand Analysis - JUNE 2020

PRIORITY 1

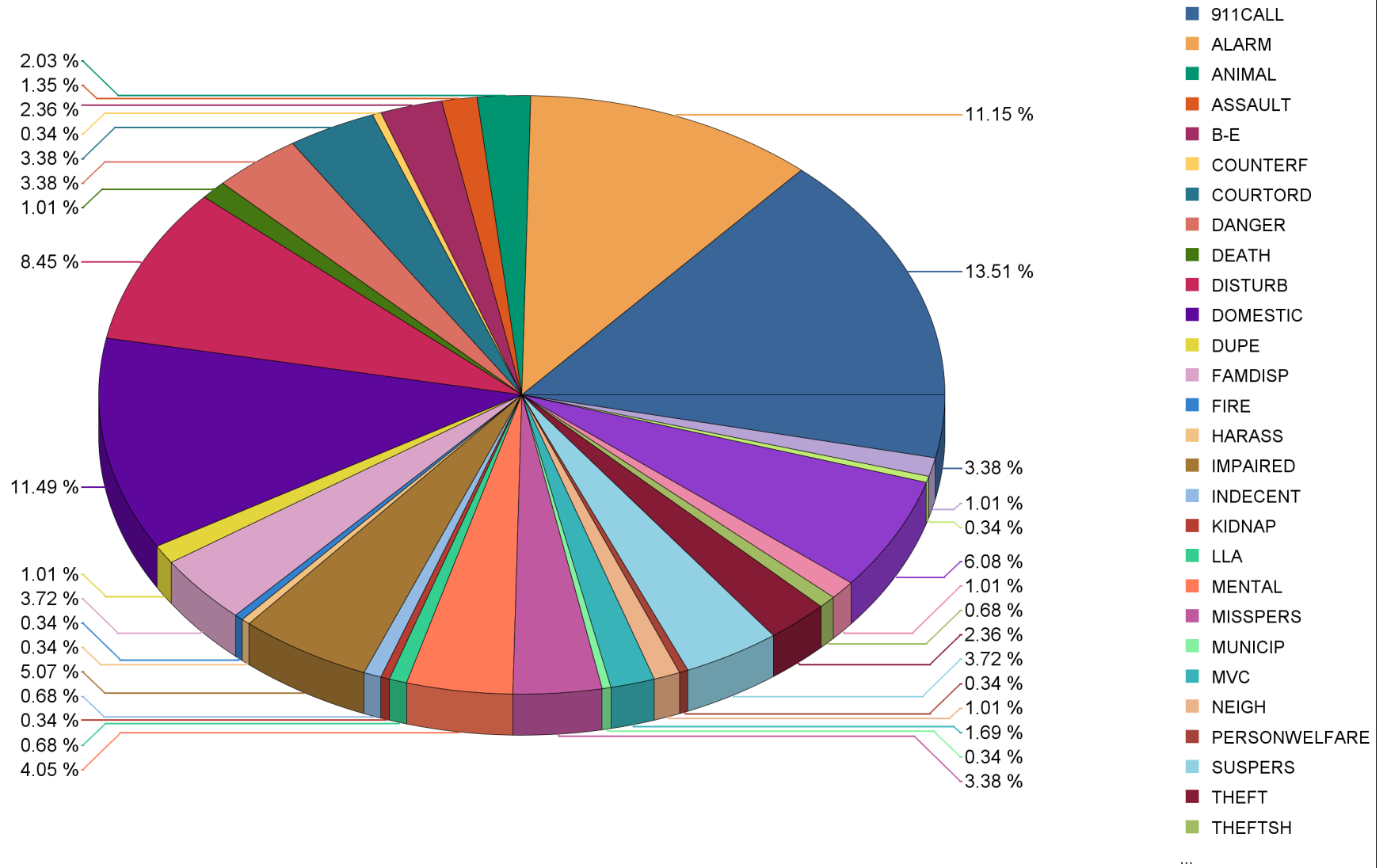
| Event Type Code | Event SubType | Event Count |
|-----------------|---|-------------|
| 911CALL | UNKNOWN TROUBLE - DISPATCH OFFICERS | 36 |
| ALARM | EXT-BUS-AUDIBLE | 30 |
| DISTURB | FIGHT/BAR FIGHT | 25 |
| DOMESTIC | HEATED/VIOLENCE/WEAPON-IMMEDIATE RESPONSE | 24 |
| TRAFFIC | TRAFFIC HAZARD | 17 |
| IMPAIRED | IMPAIRED DRIVING | 15 |
| MENTAL | VIOLENT TENDANCIES | 12 |
| SUSPERS | SUSPECT PRESENT OR MAY STILL BE IN AREA | 11 |
| DOMESTIC | SUSPECT AND VICTIM PRESENT | 10 |
| MISSPERS | UNKNOWN CIRCUMSTANCES | 10 |
| DANGER | WIRES DOWN OR OTHER DANGERS | 9 |
| COURTORD | FAMILY COURT ORDER | 8 |
| UNWANTED | POTENTIAL FOR VIOLENCE EXISTS | 8 |
| B-E | SUSP PRESENT OR MAY STILL BE IN AREA | 7 |
| FAMDISP | HEATED/VIOLENCE/WEAPON-IMMEDIATE RESPONSE | 7 |
| THEFT | SUSPECT PRESENT OR MAY STILL BE IN AREA | 5 |
| ANIMAL | DANGER TO PUBLIC | 4 |
| ASSAULT | VIOLENCE/WEAPON-IMMEDIATE RESPONSE | 4 |
| FAMDISP | SUSPECT AND VICTIM PRESENT | 4 |
| MVC | PERSONAL INJURY - TIER | 4 |
| DEATH | n/a | 3 |
| DUPE | n/a | 3 |
| NEIGH | POTENTIAL VIOLENCE | 3 |
| THREATS | FEAR FOR IMMEDIATE SAFETY | 3 |

Demand Analysis - JUNE 2020

| Event Type Code | Event SubType | Event Count |
|-----------------|---|-------------|
| TTPA | SUSPECT PRESENT/CAUSING PROBLEMS/IN CUSTODY | 3 |
| 911CALL | CHILD DIALLED 911 | 2 |
| 911CALL | NO ANSWER ON RINGBACK | 2 |
| ALARM | HOLDUP - PANIC ALARM | 2 |
| ANIMAL | NO DANGER (AT LARGE, BITE REPORT) | 2 |
| COURTORD | ALL ORDERS EXCEPT FAMILY COURT | 2 |
| INDECENT | SUSPECT PRESENT OR MAY STILL BE IN AREA | 2 |
| LLA | SUSPECT PRESENT OR MAY STILL BE IN AREA | 2 |
| THEFT | REPORTED AFTER THE FACT | 2 |
| THEFTSH | CAUSING PROBLEMS OR BEING PURSUED | 2 |
| UNWANTED | NO THREAT OF VIOLENCE | 2 |
| ALARM | INTRUSION - PANIC ALARM | 1 |
| COUNTERF | SUSPECT NOT PRESENT/REPORTED AFTER FACT | 1 |
| DANGER | COVID-19 PANDEMIC EVENT | 1 |
| FIRE | ASSIST_FIRE | 1 |
| HARASS | SUSPECT PRESENT OR MAY STILL BE IN AREA | 1 |
| KIDNAP | IN PROGRESS OR JUST OCCURRED | 1 |
| MUNICIP | SUSPECT PRESENT OR MAY STILL BE IN AREA | 1 |
| MVC | REPORTED AFTER THE FACT & NON REPORTABLE | 1 |
| PERSONWELFARE | n/a | 1 |
| TRAFFIC | NO HAZARD | 1 |
| TROUBYO | YOUTHS STILL IN AREA | 1 |
| Total | | 296 |

Demand Analysis - JUNE 2020

Percent by Type
PRIORITY 1



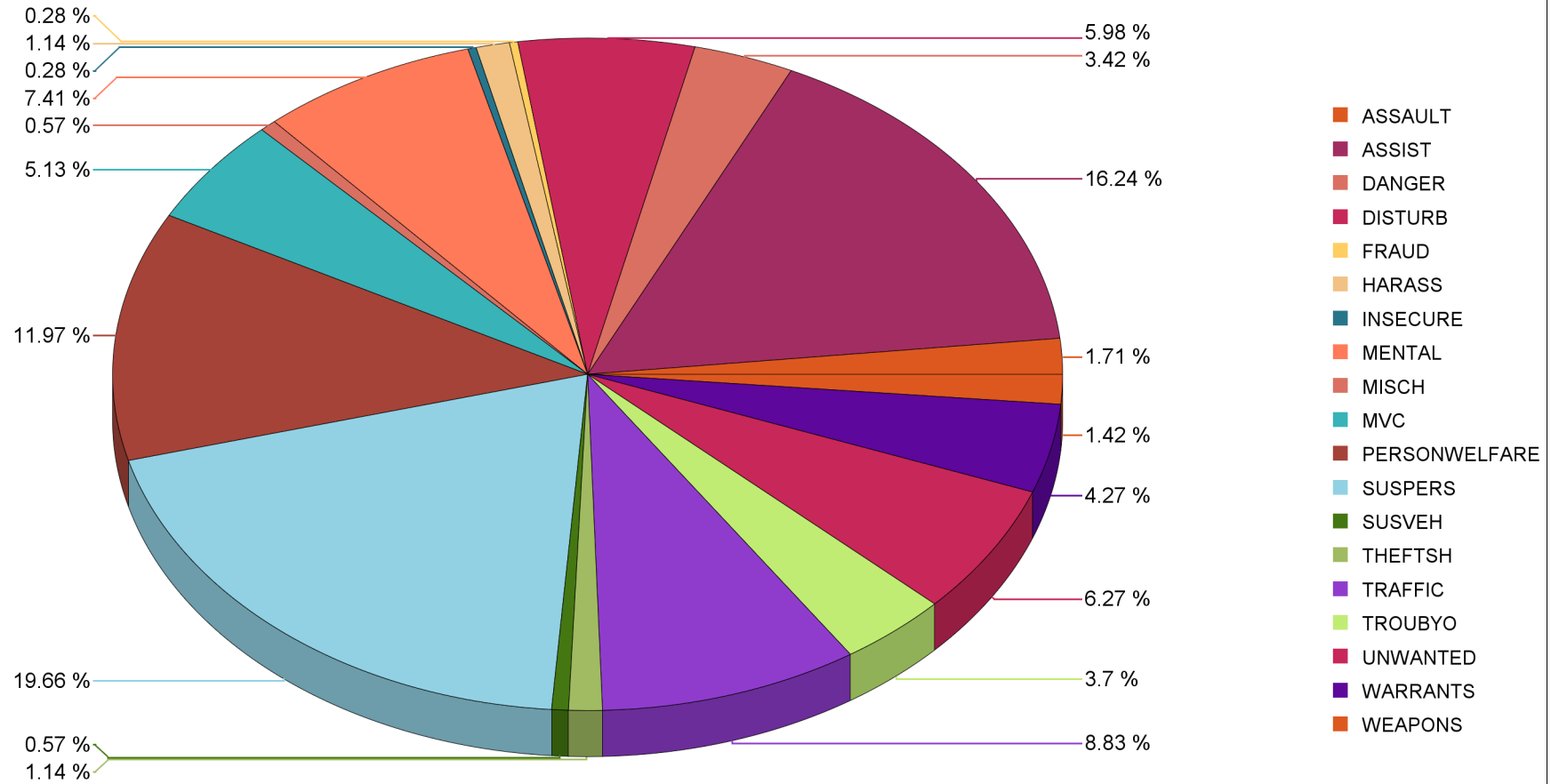
Demand Analysis - JUNE 2020

PRIORITY 2

| Event Type Code | Event SubType | Event Count |
|-----------------|---|-------------|
| SUSPERS | SUSPECT PRESENT OR MAY STILL BE IN AREA | 69 |
| PERSONWELFARE | n/a | 42 |
| TRAFFIC | NO HAZARD | 31 |
| MENTAL | NO HISTORY OF VIOLENCE | 26 |
| ASSIST | n/a | 23 |
| UNWANTED | NO THREAT OF VIOLENCE | 22 |
| DISTURB | NOISY PERSON/CROWD | 21 |
| MVC | PROPERTY DAMAGE-POLICE TO ATTEND | 18 |
| ASSIST | n/a | 17 |
| WARRANTS | ARREST, BENCH, SEARCH | 15 |
| TROUBYO | YOUTHS STILL IN AREA | 13 |
| ASSIST | n/a | 12 |
| DANGER | COVID-19 PANDEMIC EVENT | 12 |
| ASSAULT | REPORTED AFTER THE FACT | 6 |
| ASSIST | n/a | 5 |
| WEAPONS | REPORTED AFTER THE FACT | 5 |
| HARASS | SUSPECT PRESENT OR MAY STILL BE IN AREA | 4 |
| THEFTSH | IN CUSTODY - NO PROBLEMS | 4 |
| MISCH | SUSPECT PRESENT OR MAY STILL BE IN AREA | 2 |
| SUSVEH | REPORTED AFTER THE FACT | 2 |
| FRAUD | SUSPECT PRESENT OR MAY STILL BE IN AREA | 1 |
| INSECURE | NO BREAK AND ENTER | 1 |
| Total | | 351 |

Demand Analysis - JUNE 2020

Percent by Type
PRIORITY 2



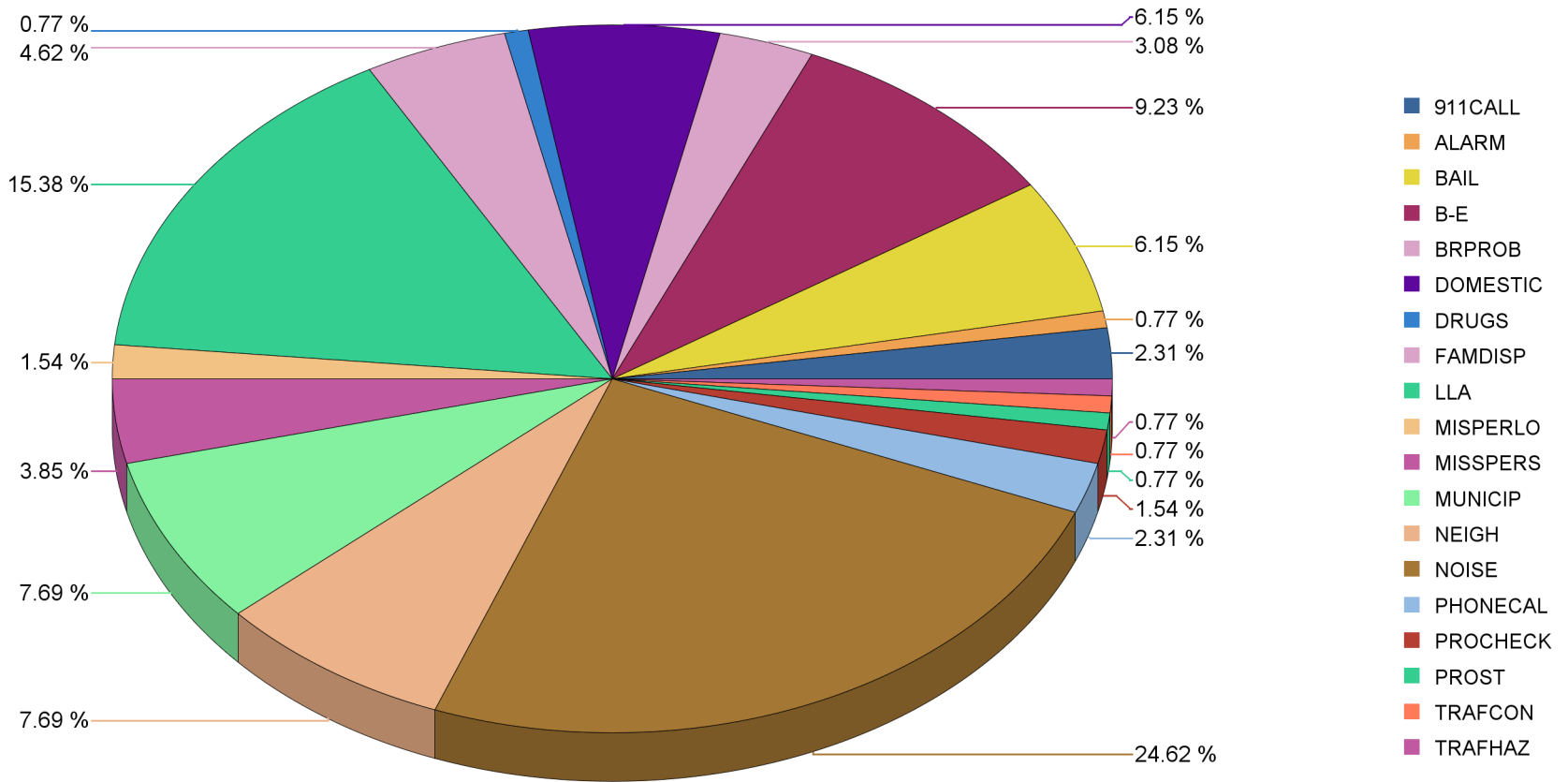
Demand Analysis - JUNE 2020

PRIORITY 3

| Event Type Code | Event SubType | Event Count |
|-----------------|---|-------------|
| NOISE | LOUD PARTY, LOUD MUSIC | 32 |
| LLA | SUSPECT PRESENT OR MAY STILL BE IN AREA | 20 |
| B-E | SUSPECT NOT PRESENT/REPORTED AFTER FACT | 12 |
| MUNICIP | SUSPECT PRESENT OR MAY STILL BE IN AREA | 10 |
| NEIGH | BOTH PARTIES PRESENT - CALM/NO VIOLENCE | 10 |
| BAIL | BREACH UNDERTAKING/RECOG. ETC | 8 |
| DOMESTIC | REPORTED AFTER THE FACT | 8 |
| FAMDISP | REPORTED AFTER THE FACT | 6 |
| MISSPERS | HABITUAL RUNAWAY | 5 |
| BRPROB | SUSP PRESENT OR STILL IN AREA | 4 |
| 911CALL | FAULTY TELEPHONE LINE | 3 |
| PHONECAL | HARASSING OR OBSCENE - NO SUSPECT | 3 |
| MISPERLO | RPTD MISSING LOCAL/OTHER JURISDICTION | 2 |
| PROCHECK | REQUEST FOR PROPERTY CHECK | 2 |
| ALARM | VEHICLE ALARM | 1 |
| DRUGS | SUSPECT PRESENT OR MAY STILL BE IN AREA | 1 |
| PROST | SUSPECT PRESENT OR MAY STILL BE IN AREA | 1 |
| TRAFCON | n/a | 1 |
| TRAFHAZ | n/a | 1 |
| Total | | 130 |

Demand Analysis - JUNE 2020

Percent by Type
PRIORITY 3



Demand Analysis - JUNE 2020

PRIORITY 4

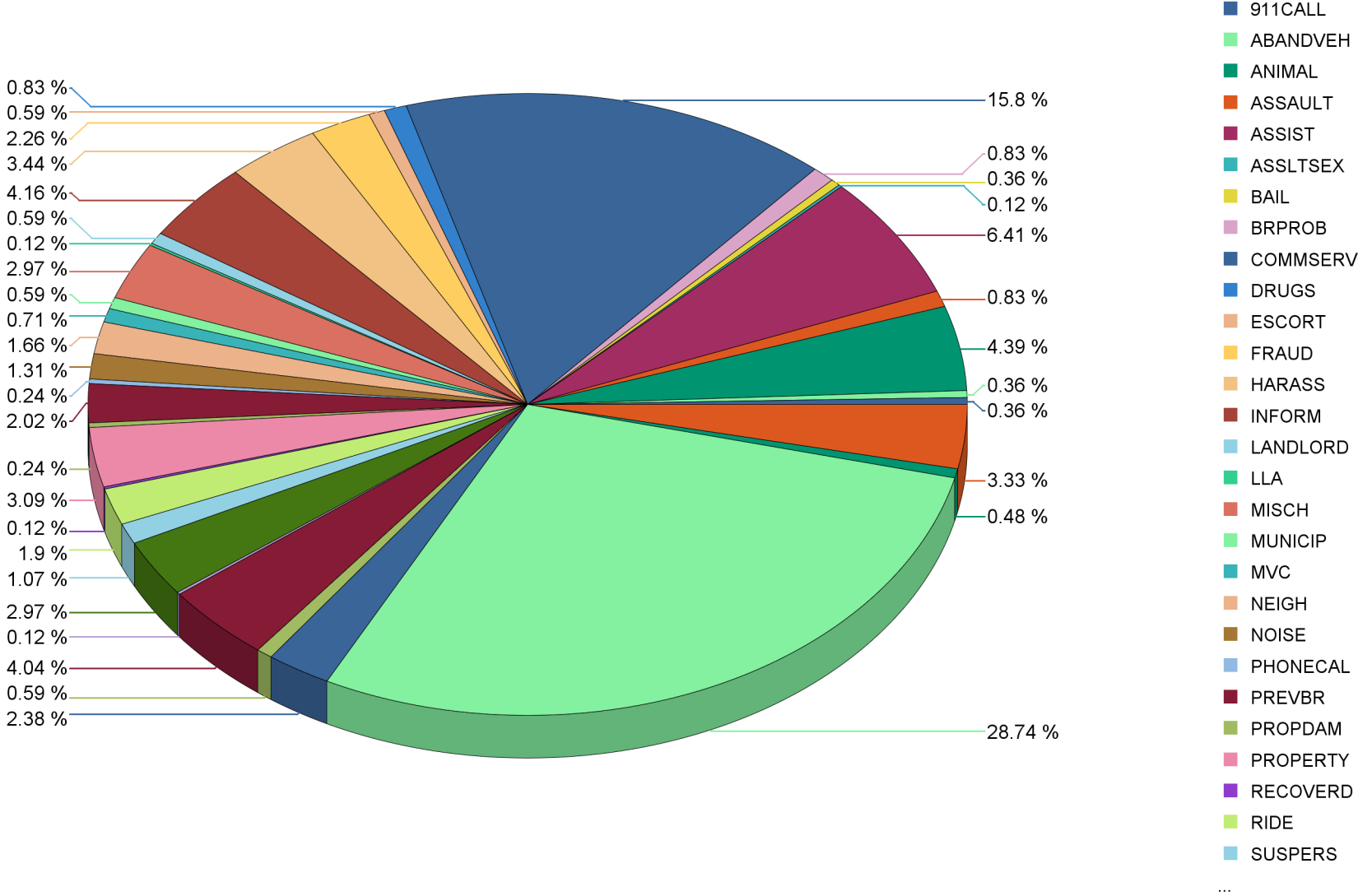
| Event Type Code | Event SubType | Event Count |
|-----------------|---|-------------|
| TRAFENF | n/a | 242 |
| COMMSERV | FOOT PATROL | 132 |
| ASSIST | ASSIST OTHER AGENCY OR PUBLIC | 54 |
| INFORM | POLICE INFORMATION ONLY | 35 |
| THEFT | REPORTED AFTER THE FACT | 34 |
| ANIMAL | NO DANGER (AT LARGE, BITE REPORT) | 32 |
| TTPA | INFORMATION OR TRESPASS NOTICE | 28 |
| MISCH | REPORTED AFTER THE FACT | 25 |
| SUSVEH | VEHICLE PRESENT OR MAY STILL BE IN AREA | 25 |
| PROPERTY | FOUND - MAY REQUIRE POLICE TO PICKUP | 23 |
| THREATS | REPORTED AFTER THE FACT | 20 |
| FRAUD | REPORTED AFTER THE FACT | 19 |
| HARASS | REPORTED AFTER THE FACT | 17 |
| PREVBR | STAND BY KEEP THE PEACE | 17 |
| RIDE | n/a | 16 |
| NEIGH | REPORTED AFTER THE FACT | 14 |
| HARASS | SOCIAL MEDIA AND ONLINE | 12 |
| NOISE | ONGOING PROBLEM | 11 |
| SUSPERS | REPORTED AFTER THE FACT | 9 |
| ASSAULT | SUSPECT NO LONGER AT SCENE | 7 |
| BRPROB | SUSPECT NOT PRESENT/REPORTED AFTER FACT | 7 |

Demand Analysis - JUNE 2020

| Event Type Code | Event SubType | Event Count |
|-----------------|--|-------------|
| DRUGS | REPORTED AFTER THE FACT | 7 |
| MVC | REPORTED AFTER THE FACT & NON REPORTABLE | 6 |
| ANIMAL | BARKING DOG | 5 |
| ESCORT | COURT/PRISONER/TRAFFIC | 5 |
| LANDLORD | REPORTED AFTER THE FACT | 5 |
| MUNICIP | REPORTED AFTER THE FACT | 5 |
| THEFTSH | REPORTED AFTER THE FACT - NO SUSPECT PRESENT | 5 |
| TROUBYO | YOUTHS NO LONGER IN AREA | 4 |
| 911CALL | ACCIDENTAL DIAL | 3 |
| ABANDVEH | NOT CAUSING A TRAFFIC HAZARD | 3 |
| PROPERTY | LOST | 3 |
| BAIL | SUSPECT NOT PRESENT/REPORTED AFTER FACT | 2 |
| PHONECAL | HARASSING OR OBSCENE - KNOWN SUSPECT | 2 |
| PROPDAM | NON-CRIMINAL | 2 |
| ASSLTSEX | HISTORICAL /REPORTED AFTER THE FACT | 1 |
| BAIL | COMPLIANCE CHECK OIC/RECOG | 1 |
| COMMSERV | COMMUNITY SERVICES | 1 |
| LLA | REPORTED AFTER THE FACT | 1 |
| RECOVERD | STOLEN FROM OTHER JURISDICTION | 1 |
| TESTPO | INFORMATION | 1 |
| | Total | 842 |

Demand Analysis - JUNE 2020

Percent by Type
PRIORITY 4



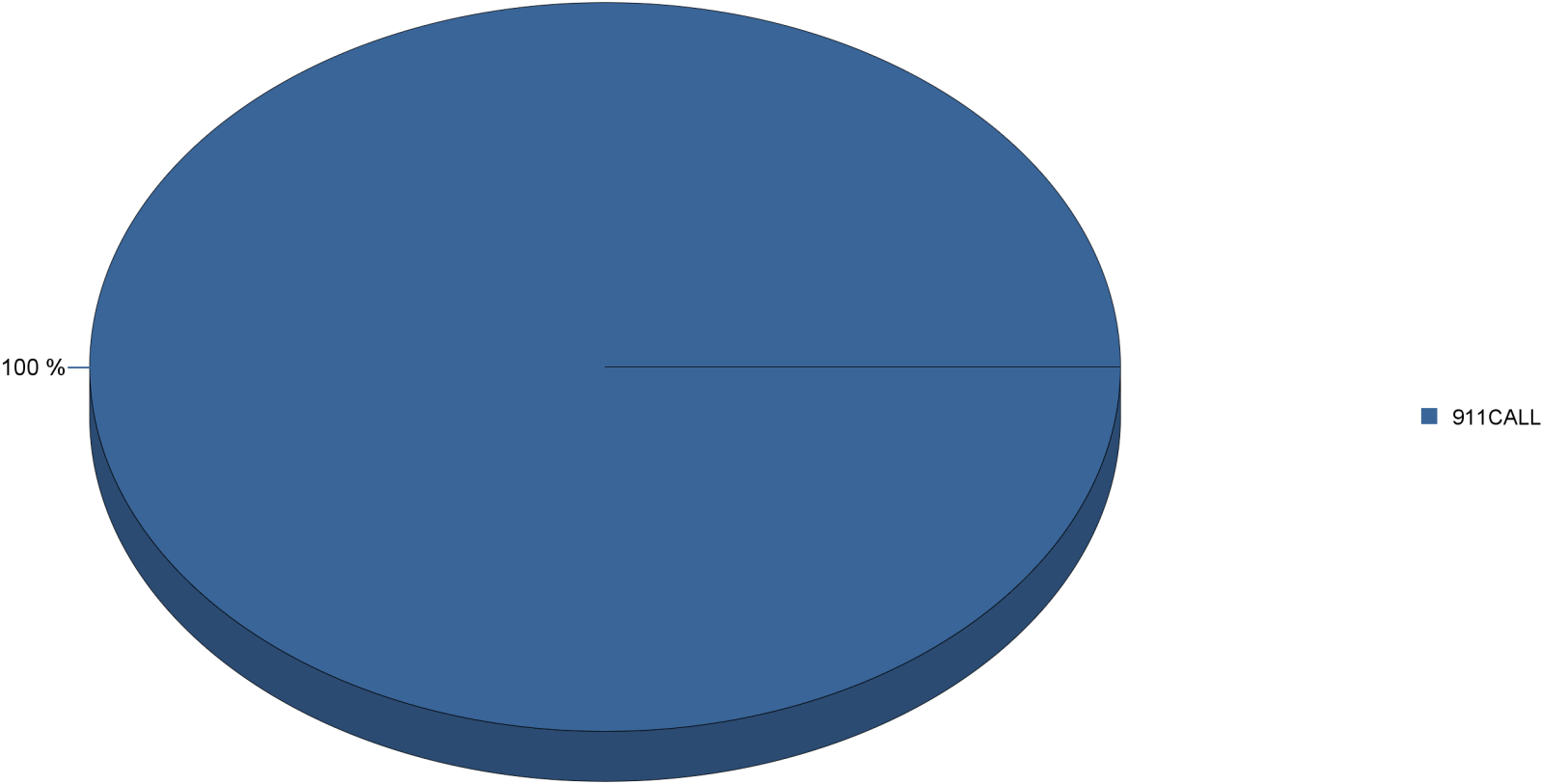
Demand Analysis - JUNE 2020

PRIORITY 9

| Event Type Code | Event SubType | Event Count |
|-----------------|------------------------|-------------|
| 911CALL | VOIP_TRANSFER TRACKING | 30 |
| | Total | 30 |

Demand Analysis - JUNE 2020

Percent by Type
PRIORITY 9

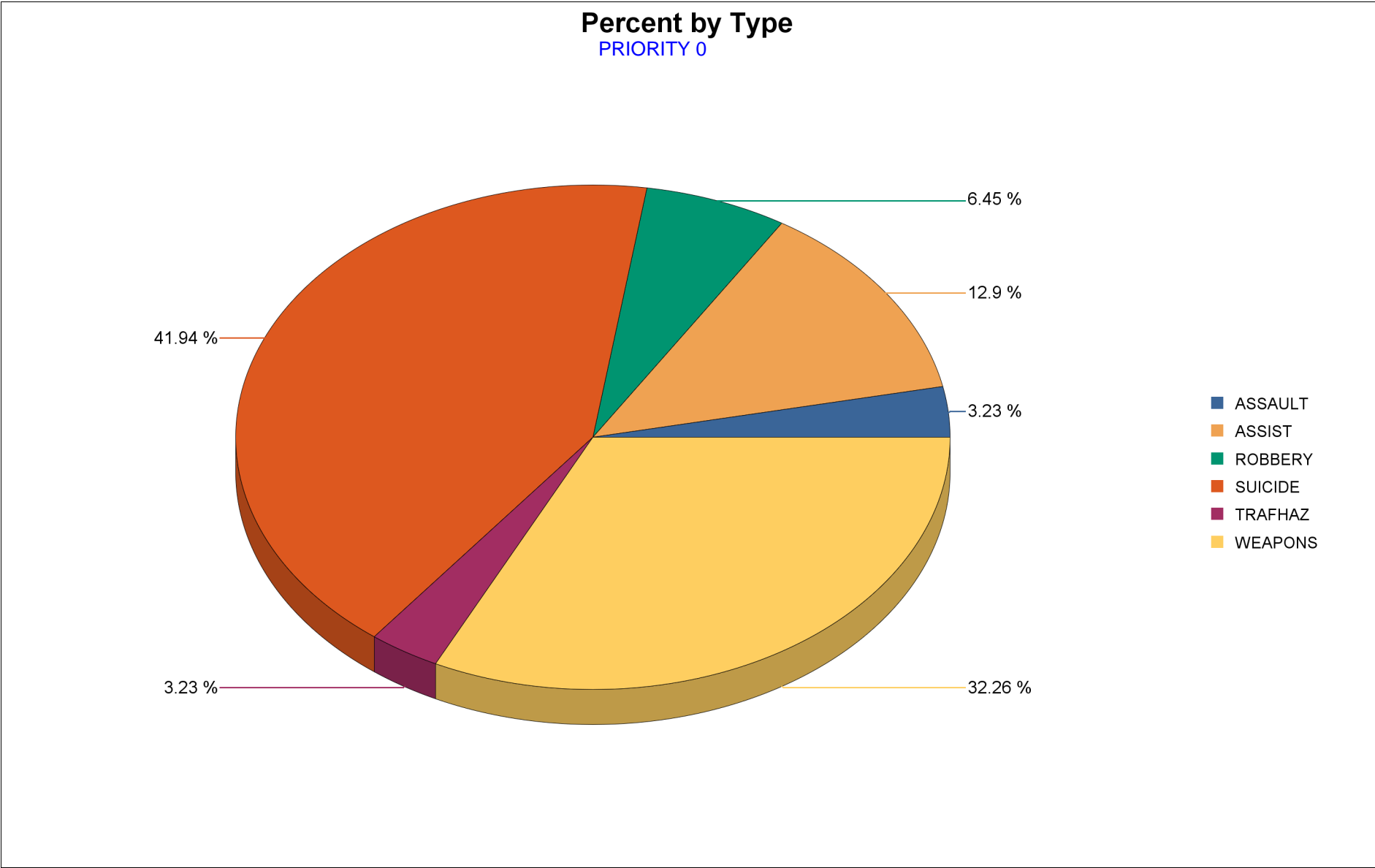


Demand Analysis - JULY 2020

PRIORITY 0

| Event Type Code | Event SubType | Event Count |
|-----------------|---|-------------|
| SUICIDE | IN PROGRESS | 13 |
| WEAPONS | FIREARM - SUSPECT STILL IN AREA | 6 |
| WEAPONS | SUSPECT PRESENT OR MAY STILL BE IN AREA | 4 |
| ASSIST | n/a | 3 |
| ROBBERY | SUSPECT PRESENT OR MAY STILL BE IN AREA | 2 |
| ASSAULT | VIOLENCE/WEAPON-IMMEDIATE RESPONSE | 1 |
| ASSIST | ASSIST OTHER AGENCY OR PUBLIC | 1 |
| TRAFHAZ | n/a | 1 |
| Total | | 31 |

Demand Analysis - JULY 2020



Demand Analysis - JULY 2020

PRIORITY 1

| Event Type Code | Event SubType | Event Count |
|-----------------|---|-------------|
| 911CALL | UNKNOWN TROUBLE - DISPATCH OFFICERS | 29 |
| DISTURB | FIGHT/BAR FIGHT | 20 |
| UNWANTED | POTENTIAL FOR VIOLENCE EXISTS | 20 |
| ALARM | EXT-BUS-AUDIBLE | 17 |
| DOMESTIC | HEATED/VIOLENCE/WEAPON-IMMEDIATE RESPONSE | 16 |
| IMPAIRED | IMPAIRED DRIVING | 14 |
| TRAFFIC | TRAFFIC HAZARD | 13 |
| MENTAL | VIOLENT TENDANCIES | 11 |
| SUSPERS | SUSPECT PRESENT OR MAY STILL BE IN AREA | 11 |
| B-E | SUSP PRESENT OR MAY STILL BE IN AREA | 9 |
| DOMESTIC | SUSPECT AND VICTIM PRESENT | 9 |
| THEFT | SUSPECT PRESENT OR MAY STILL BE IN AREA | 8 |
| MVC | PERSONAL INJURY - TIER | 7 |
| TRAFFIC | NO HAZARD | 7 |
| TTPA | SUSPECT PRESENT/CAUSING PROBLEMS/IN CUSTODY | 7 |
| THEFTSH | CAUSING PROBLEMS OR BEING PURSUED | 6 |
| COURTORD | FAMILY COURT ORDER | 5 |
| DEATH | n/a | 5 |
| INDECENT | SUSPECT PRESENT OR MAY STILL BE IN AREA | 5 |
| ASSAULT | VIOLENCE/WEAPON-IMMEDIATE RESPONSE | 4 |
| DANGER | WIRES DOWN OR OTHER DANGERS | 4 |
| FAMDISP | SUSPECT AND VICTIM PRESENT | 4 |
| PERSONWELFARE | n/a | 4 |

Demand Analysis - JULY 2020

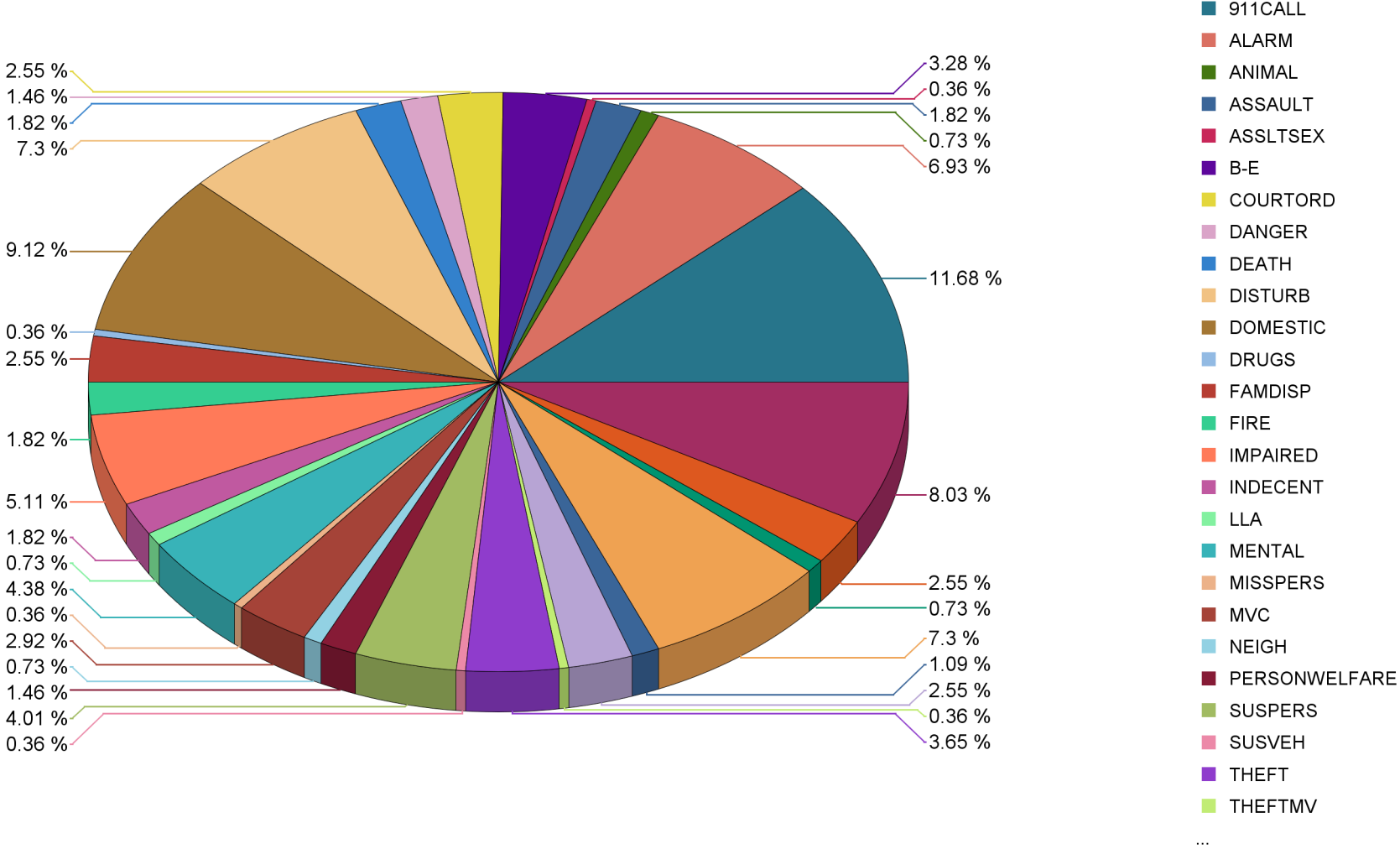
| Event Type Code | Event SubType | Event Count |
|-----------------|---|-------------|
| FAMDISP | HEATED/VIOLENCE/WEAPON-IMMEDIATE RESPONSE | 3 |
| THREATS | FEAR FOR IMMEDIATE SAFETY | 3 |
| 911CALL | NO ANSWER ON RINGBACK | 2 |
| COURTORD | ALL ORDERS EXCEPT FAMILY COURT | 2 |
| FIRE | ASSIST_FIRE | 2 |
| LLA | SUSPECT PRESENT OR MAY STILL BE IN AREA | 2 |
| NEIGH | POTENTIAL VIOLENCE | 2 |
| THEFT | REPORTED AFTER THE FACT | 2 |
| TROUBYO | YOUTHS STILL IN AREA | 2 |
| UNWANTED | NO THREAT OF VIOLENCE | 2 |
| 911CALL | CHILD DIALLED 911 | 1 |
| ALARM | HOLDUP - PANIC ALARM | 1 |
| ALARM | INTRUSION - PANIC ALARM | 1 |
| ANIMAL | NO DANGER (AT LARGE, BITE REPORT) | 1 |
| ANIMAL | DANGER TO PUBLIC | 1 |
| ASSAULT | SUSPECT NO LONGER AT SCENE | 1 |
| ASSLTSEX | SUSPECT NO LONGER AT SCENE | 1 |
| DRUGS | SUSPECT PRESENT OR MAY STILL BE IN AREA | 1 |
| FIRE | OTHER | 1 |
| FIRE | STRUCTURE | 1 |
| FIRE | VEHICLE | 1 |
| MENTAL | NO HISTORY OF VIOLENCE | 1 |
| MISSPERS | UNKNOWN CIRCUMSTANCES | 1 |
| MVC | REPORTED AFTER THE FACT & NON REPORTABLE | 1 |
| SUSVEH | VEHICLE PRESENT OR MAY STILL BE IN AREA | 1 |

Demand Analysis - JULY 2020

| Event Type Code | Event SubType | Event Count |
|-----------------|--|-------------|
| THEFTMV | SUSP PRESENT OR MAY STILL BE IN AREA | 1 |
| THEFTSH | REPORTED AFTER THE FACT - NO SUSPECT PRESENT | 1 |
| | Total | 274 |

Demand Analysis - JULY 2020

Percent by Type
PRIORITY 1



Demand Analysis - JULY 2020

PRIORITY 2

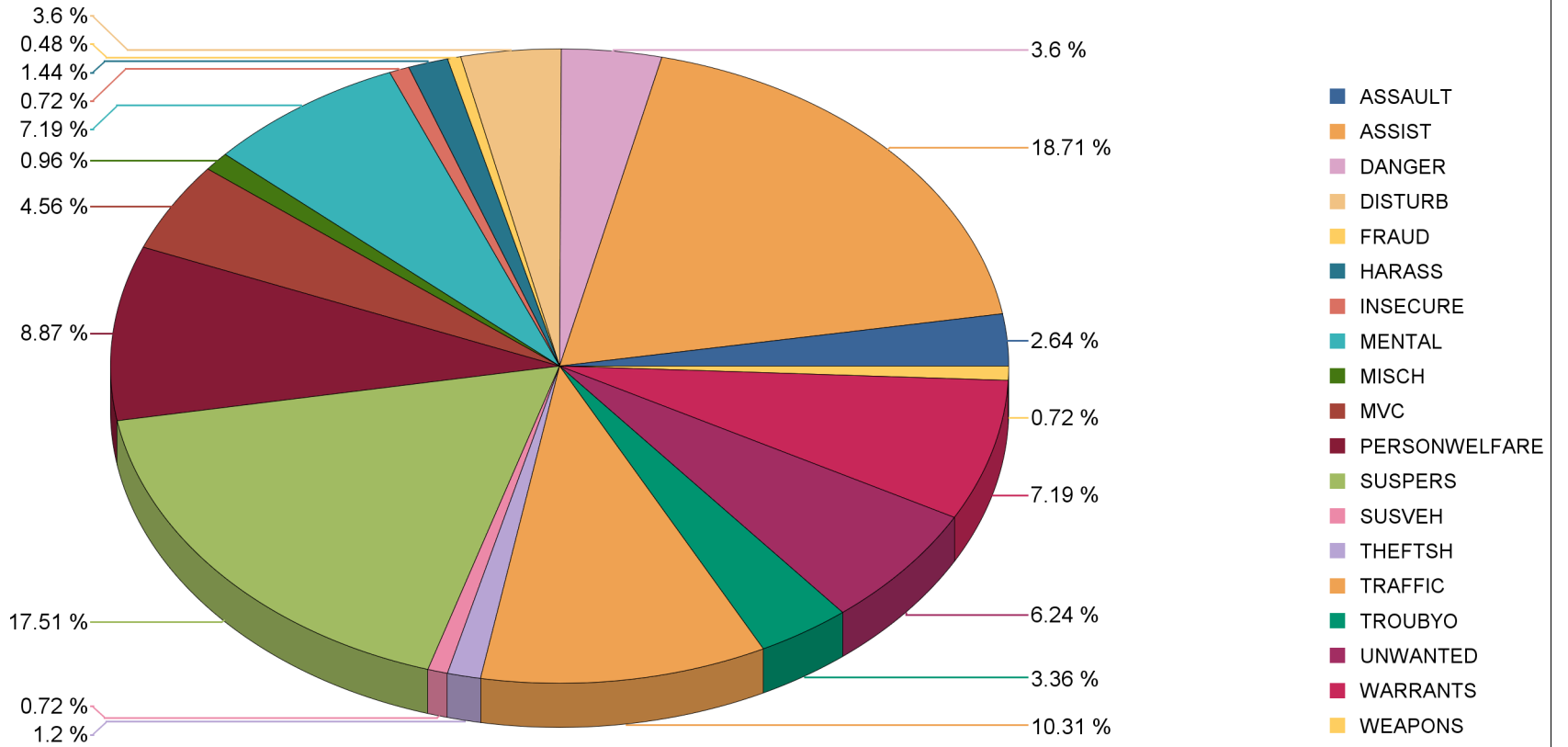
| Event Type Code | Event SubType | Event Count |
|-----------------|---|-------------|
| SUSPERS | SUSPECT PRESENT OR MAY STILL BE IN AREA | 73 |
| TRAFFIC | NO HAZARD | 43 |
| PERSONWELFARE | n/a | 37 |
| ASSIST | n/a | 35 |
| ASSIST | n/a | 33 |
| MENTAL | NO HISTORY OF VIOLENCE | 30 |
| WARRANTS | ARREST, BENCH, SEARCH | 30 |
| UNWANTED | NO THREAT OF VIOLENCE | 26 |
| MVC | PROPERTY DAMAGE-POLICE TO ATTEND | 19 |
| DANGER | COVID-19 PANDEMIC EVENT | 15 |
| DISTURB | NOISY PERSON/CROWD | 15 |
| TROUBYO | YOUTHS STILL IN AREA | 14 |
| ASSAULT | REPORTED AFTER THE FACT | 11 |
| ASSIST | n/a | 7 |
| HARASS | SUSPECT PRESENT OR MAY STILL BE IN AREA | 6 |
| THEFTSH | IN CUSTODY - NO PROBLEMS | 5 |
| MISCH | SUSPECT PRESENT OR MAY STILL BE IN AREA | 4 |
| ASSIST | n/a | 3 |
| INSECURE | NO BREAK AND ENTER | 3 |
| SUSVEH | REPORTED AFTER THE FACT | 3 |
| WEAPONS | REPORTED AFTER THE FACT | 3 |
| FRAUD | SUSPECT PRESENT OR MAY STILL BE IN AREA | 2 |

Demand Analysis - JULY 2020

| Event Type Code | Event SubType | Event Count |
|-----------------|---------------|-------------|
| | Total | 417 |

Demand Analysis - JULY 2020

Percent by Type
PRIORITY 2



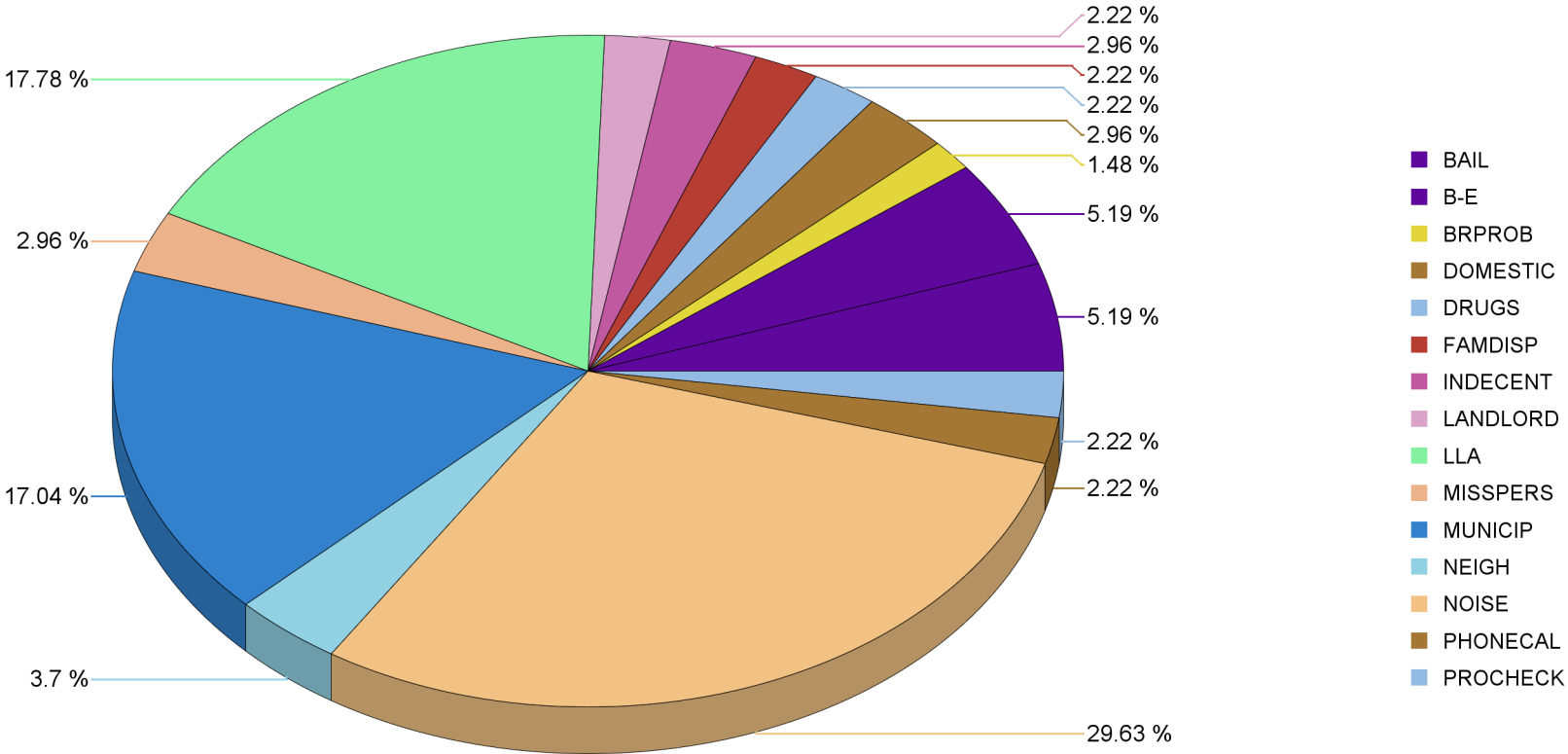
Demand Analysis - JULY 2020

PRIORITY 3

| Event Type Code | Event SubType | Event Count |
|-----------------|---|-------------|
| NOISE | LOUD PARTY, LOUD MUSIC | 40 |
| LLA | SUSPECT PRESENT OR MAY STILL BE IN AREA | 24 |
| MUNICIP | SUSPECT PRESENT OR MAY STILL BE IN AREA | 23 |
| B-E | SUSPECT NOT PRESENT/REPORTED AFTER FACT | 7 |
| BAIL | BREACH UNDERTAKING/RECOG. ETC | 7 |
| NEIGH | BOTH PARTIES PRESENT - CALM/NO VIOLENCE | 5 |
| DOMESTIC | REPORTED AFTER THE FACT | 4 |
| INDECENT | REPORTED AFTER THE FACT | 4 |
| MISSPERS | HABITUAL RUNAWAY | 4 |
| DRUGS | SUSPECT PRESENT OR MAY STILL BE IN AREA | 3 |
| FAMDISP | REPORTED AFTER THE FACT | 3 |
| LANDLORD | BOTH PARTIES PRESENT - CALM/NO VIOLENCE | 3 |
| PHONECAL | HARASSING OR OBSCENE - NO SUSPECT | 3 |
| PROCHECK | REQUEST FOR PROPERTY CHECK | 3 |
| BRPROB | SUSP PRESENT OR STILL IN AREA | 2 |
| | Total | 135 |

Demand Analysis - JULY 2020

Percent by Type
PRIORITY 3



Demand Analysis - JULY 2020

PRIORITY 4

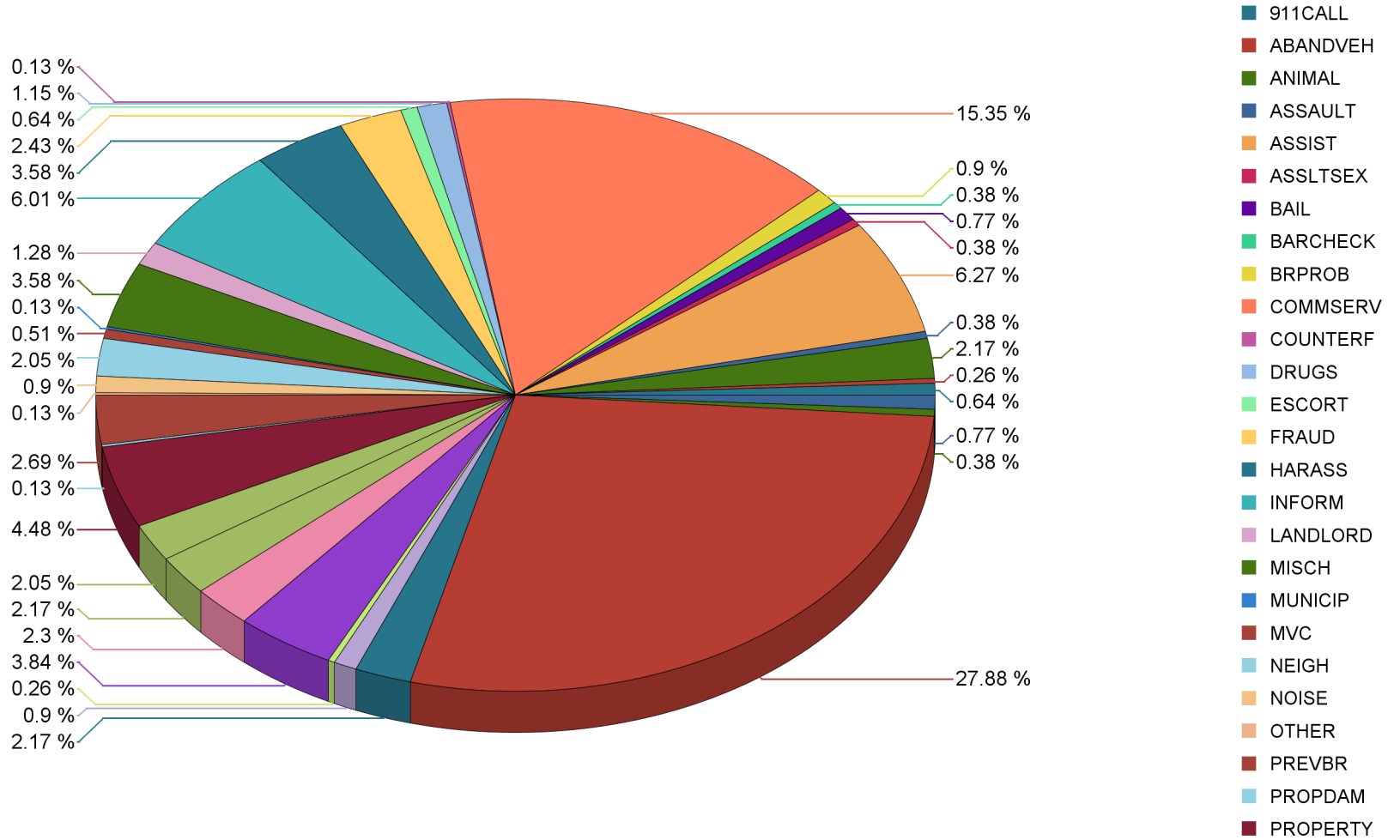
| Event Type Code | Event SubType | Event Count |
|-----------------|---|-------------|
| TRAFENF | n/a | 218 |
| COMMSERV | FOOT PATROL | 118 |
| ASSIST | ASSIST OTHER AGENCY OR PUBLIC | 49 |
| INFORM | POLICE INFORMATION ONLY | 47 |
| PROPERTY | FOUND - MAY REQUIRE POLICE TO PICKUP | 32 |
| THEFT | REPORTED AFTER THE FACT | 30 |
| MISCH | REPORTED AFTER THE FACT | 28 |
| PREVBR | STAND BY KEEP THE PEACE | 21 |
| HARASS | REPORTED AFTER THE FACT | 20 |
| FRAUD | REPORTED AFTER THE FACT | 19 |
| SUSVEH | VEHICLE PRESENT OR MAY STILL BE IN AREA | 18 |
| SUSPERS | REPORTED AFTER THE FACT | 17 |
| THREATS | REPORTED AFTER THE FACT | 17 |
| NEIGH | REPORTED AFTER THE FACT | 16 |
| RIDE | n/a | 16 |
| ANIMAL | NO DANGER (AT LARGE, BITE REPORT) | 13 |
| LANDLORD | REPORTED AFTER THE FACT | 10 |
| DRUGS | REPORTED AFTER THE FACT | 9 |
| HARASS | SOCIAL MEDIA AND ONLINE | 8 |
| NOISE | ONGOING PROBLEM | 7 |

Demand Analysis - JULY 2020

| Event Type Code | Event SubType | Event Count |
|-----------------|--|-------------|
| THEFTSH | REPORTED AFTER THE FACT - NO SUSPECT PRESENT | 7 |
| BAIL | SUSPECT NOT PRESENT/REPORTED AFTER FACT | 6 |
| TTPA | INFORMATION OR TRESPASS NOTICE | 6 |
| 911CALL | ACCIDENTAL DIAL | 5 |
| BRPROB | SUSPECT NOT PRESENT/REPORTED AFTER FACT | 5 |
| ESCORT | COURT/PRISONER/TRAFFIC | 5 |
| ANIMAL | BARKING DOG | 4 |
| MVC | REPORTED AFTER THE FACT & NON REPORTABLE | 4 |
| ASSAULT | SUSPECT NO LONGER AT SCENE | 3 |
| ASSLTSEX | HISTORICAL /REPORTED AFTER THE FACT | 3 |
| BARCHECK | ROUTINE WALK THROUGH | 3 |
| PROPERTY | LOST | 3 |
| TROUBYO | YOUTHS NO LONGER IN AREA | 3 |
| ABANDVEH | NOT CAUSING A TRAFFIC HAZARD | 2 |
| BRPROB | COMPLIANCE CHECK | 2 |
| COMMSERV | COMMUNITY SERVICES | 2 |
| THEFTMV | REPORTED AFTER THE FACT | 2 |
| COUNTERF | SUSPECT NOT PRESENT/REPORTED AFTER FACT | 1 |
| MUNICIP | REPORTED AFTER THE FACT | 1 |
| OTHER | INFORMATION | 1 |
| PROPDAM | NON-CRIMINAL | 1 |
| Total | | 782 |

Demand Analysis - JULY 2020

Percent by Type
PRIORITY 4



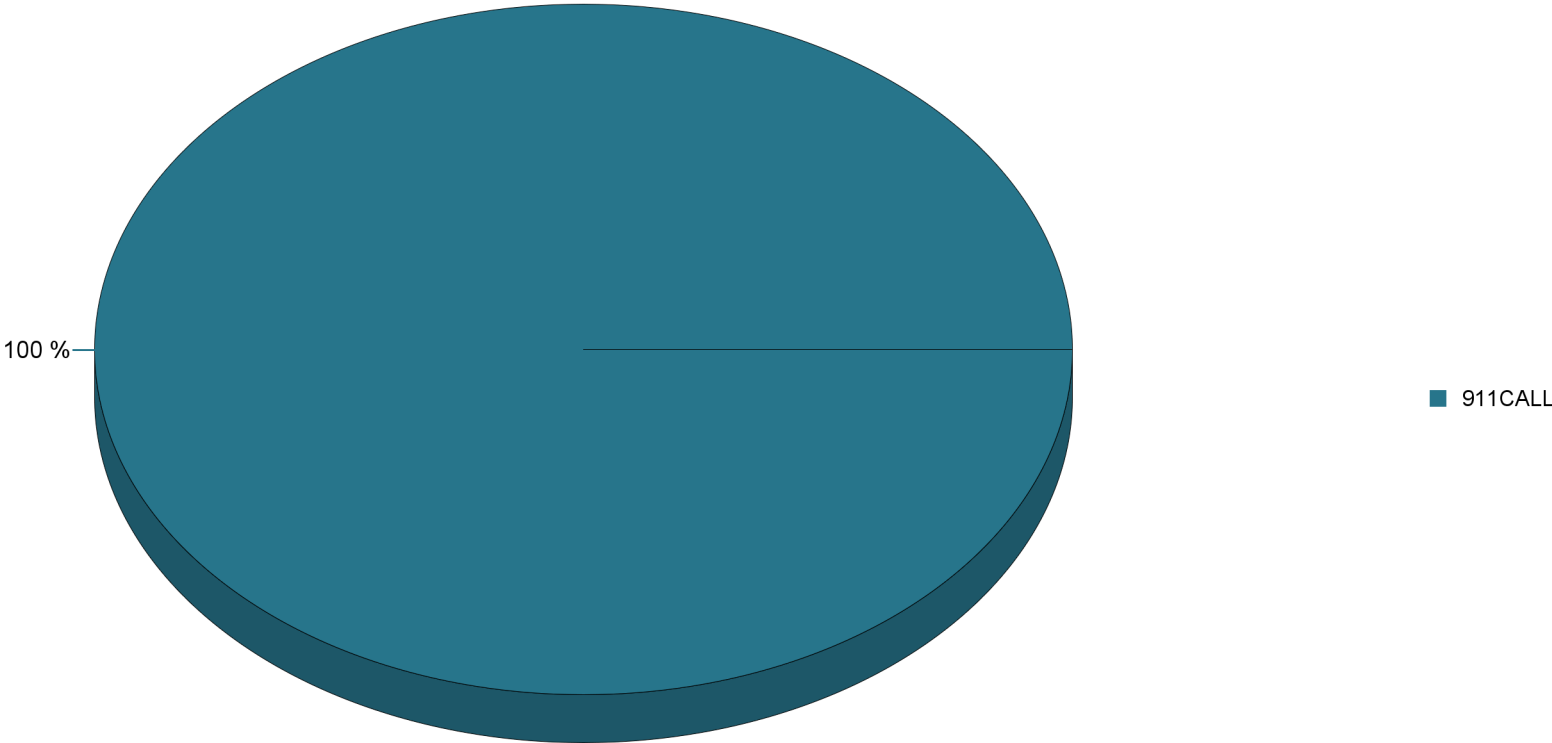
Demand Analysis - JULY 2020

PRIORITY 9

| Event Type Code | Event SubType | Event Count |
|------------------------|------------------------|--------------------|
| 911CALL | VOIP_TRANSFER TRACKING | 30 |
| | Total | 30 |

Demand Analysis - JULY 2020

Percent by Type
PRIORITY 9



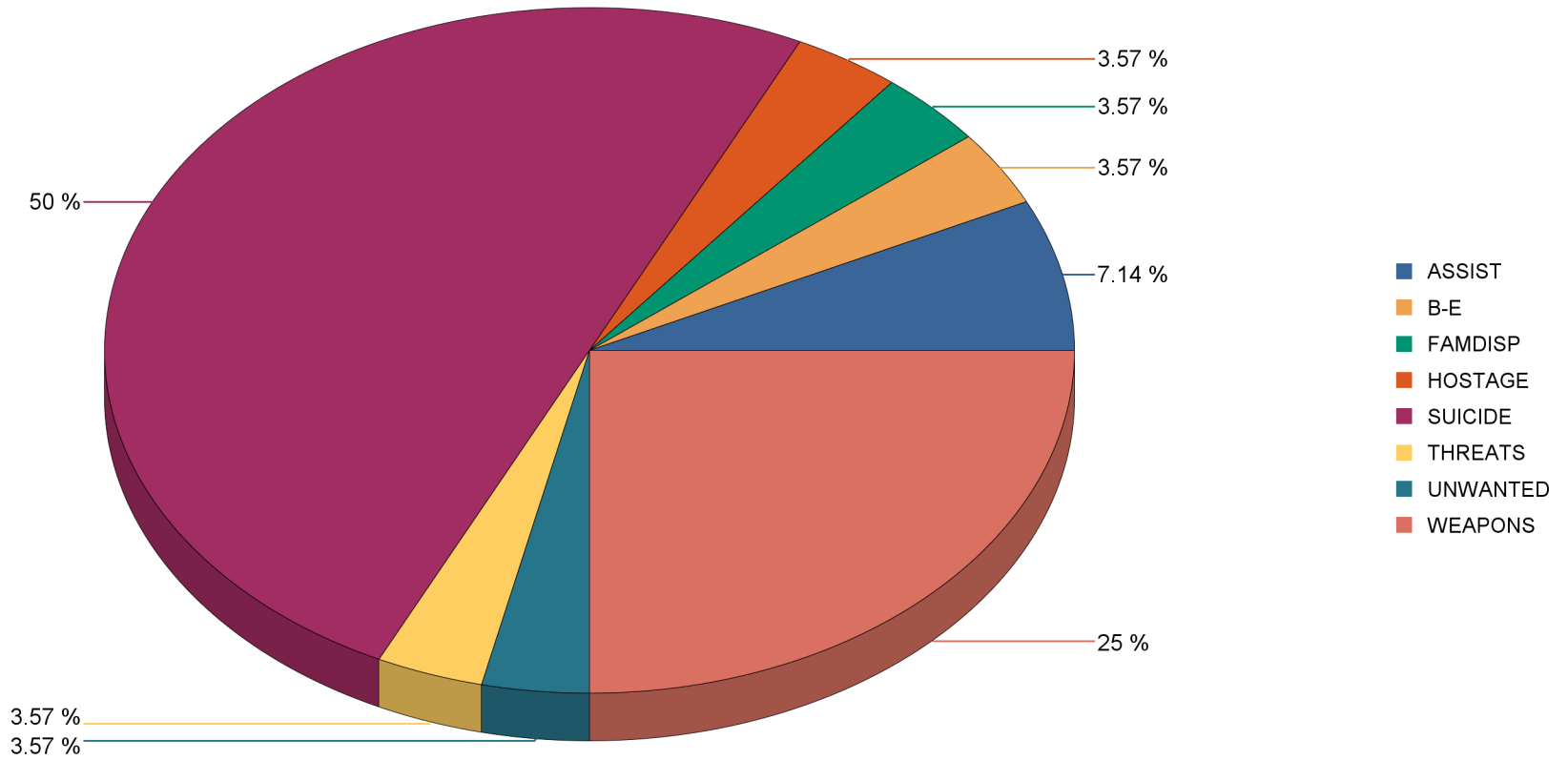
Demand Analysis - AUGUST 2020

PRIORITY 0

| Event Type Code | Event SubType | Event Count |
|-----------------|---|-------------|
| SUICIDE | IN PROGRESS | 14 |
| WEAPONS | FIREARM - SUSPECT STILL IN AREA | 4 |
| WEAPONS | SUSPECT PRESENT OR MAY STILL BE IN AREA | 3 |
| ASSIST | n/a | 1 |
| ASSIST | ASSIST OTHER AGENCY OR PUBLIC | 1 |
| B-E | SUSP PRESENT OR MAY STILL BE IN AREA | 1 |
| FAMDISP | HEATED/VIOLENCE/WEAPON-IMMEDIATE RESPONSE | 1 |
| HOSTAGE | RESPOND IMMEDIATELY | 1 |
| THREATS | BOMB THREAT | 1 |
| UNWANTED | POTENTIAL FOR VIOLENCE EXISTS | 1 |
| | Total | 28 |

Demand Analysis - AUGUST 2020

Percent by Type
PRIORITY 0



Demand Analysis - AUGUST 2020

PRIORITY 1

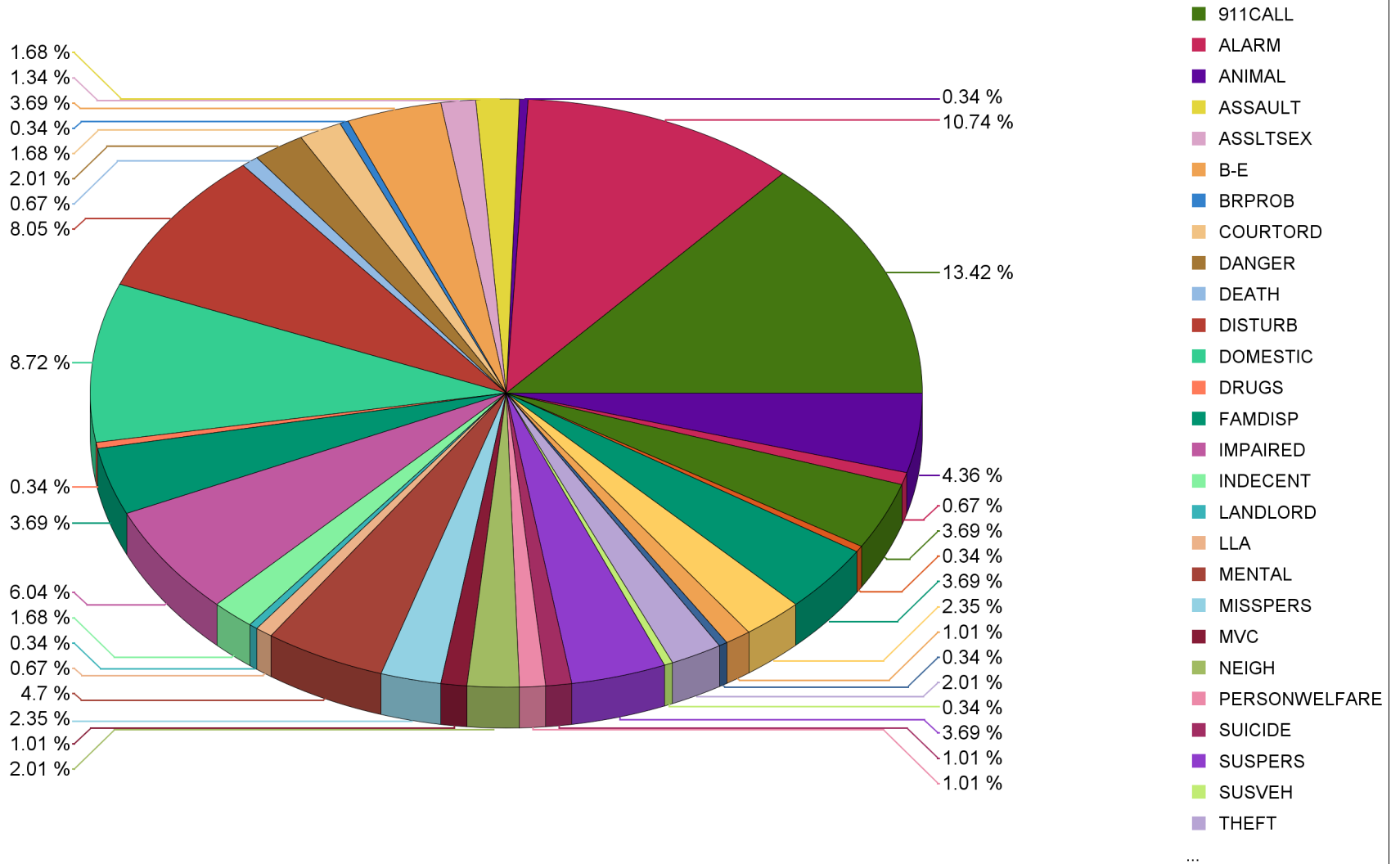
| Event Type Code | Event SubType | Event Count |
|-----------------|---|-------------|
| 911CALL | UNKNOWN TROUBLE - DISPATCH OFFICERS | 36 |
| ALARM | EXT-BUS-AUDIBLE | 29 |
| DISTURB | FIGHT/BAR FIGHT | 23 |
| DOMESTIC | HEATED/VIOLENCE/WEAPON-IMMEDIATE RESPONSE | 21 |
| IMPAIRED | IMPAIRED DRIVING | 18 |
| MENTAL | VIOLENT TENDANCIES | 14 |
| B-E | SUSP PRESENT OR MAY STILL BE IN AREA | 11 |
| SUSPERS | SUSPECT PRESENT OR MAY STILL BE IN AREA | 11 |
| TRAFFIC | TRAFFIC HAZARD | 11 |
| TTPA | SUSPECT PRESENT/CAUSING PROBLEMS/IN CUSTODY | 11 |
| UNWANTED | POTENTIAL FOR VIOLENCE EXISTS | 10 |
| FAMDISP | HEATED/VIOLENCE/WEAPON-IMMEDIATE RESPONSE | 9 |
| MISSPERS | UNKNOWN CIRCUMSTANCES | 7 |
| THREATS | FEAR FOR IMMEDIATE SAFETY | 7 |
| DANGER | WIRES DOWN OR OTHER DANGERS | 6 |
| THEFT | SUSPECT PRESENT OR MAY STILL BE IN AREA | 6 |
| ASSAULT | VIOLENCE/WEAPON-IMMEDIATE RESPONSE | 5 |
| DOMESTIC | SUSPECT AND VICTIM PRESENT | 5 |
| INDECENT | SUSPECT PRESENT OR MAY STILL BE IN AREA | 5 |
| ASSLTSEX | SUSPECT NO LONGER AT SCENE | 4 |
| NEIGH | POTENTIAL VIOLENCE | 4 |
| COURTORD | FAMILY COURT ORDER | 3 |
| MVC | PERSONAL INJURY - TIER | 3 |

Demand Analysis - AUGUST 2020

| Event Type Code | Event SubType | Event Count |
|-----------------|---|-------------|
| PERSONWELFARE | n/a | 3 |
| SUICIDE | IN PROGRESS | 3 |
| THEFTSH | CAUSING PROBLEMS OR BEING PURSUED | 3 |
| UNWANTED | NO THREAT OF VIOLENCE | 3 |
| 911CALL | CHILD DIALLED 911 | 2 |
| 911CALL | NO ANSWER ON RINGBACK | 2 |
| ALARM | INTRUSION - PANIC ALARM | 2 |
| COURTORD | ALL ORDERS EXCEPT FAMILY COURT | 2 |
| DEATH | n/a | 2 |
| FAMDISP | SUSPECT AND VICTIM PRESENT | 2 |
| LLA | SUSPECT PRESENT OR MAY STILL BE IN AREA | 2 |
| NEIGH | BOTH PARTIES PRESENT - CALM/NO VIOLENCE | 2 |
| UAL | WALKAWAY FROM INSTITUTION | 2 |
| ALARM | HOLDUP - PANIC ALARM | 1 |
| ANIMAL | DANGER TO PUBLIC | 1 |
| BRPROB | SUSP PRESENT OR STILL IN AREA | 1 |
| DISTURB | NOISY PERSON/CROWD | 1 |
| DRUGS | SUSPECT PRESENT OR MAY STILL BE IN AREA | 1 |
| LANDLORD | POTENTIAL VIOLENCE | 1 |
| SUSVEH | VEHICLE PRESENT OR MAY STILL BE IN AREA | 1 |
| THEFTMV | SUSP PRESENT OR MAY STILL BE IN AREA | 1 |
| TRESPASS | SUSPECT PRESENT OR MAY STILL BE IN AREA | 1 |
| Total | | 298 |

Demand Analysis - AUGUST 2020

Percent by Type
PRIORITY 1



Demand Analysis - AUGUST 2020

PRIORITY 2

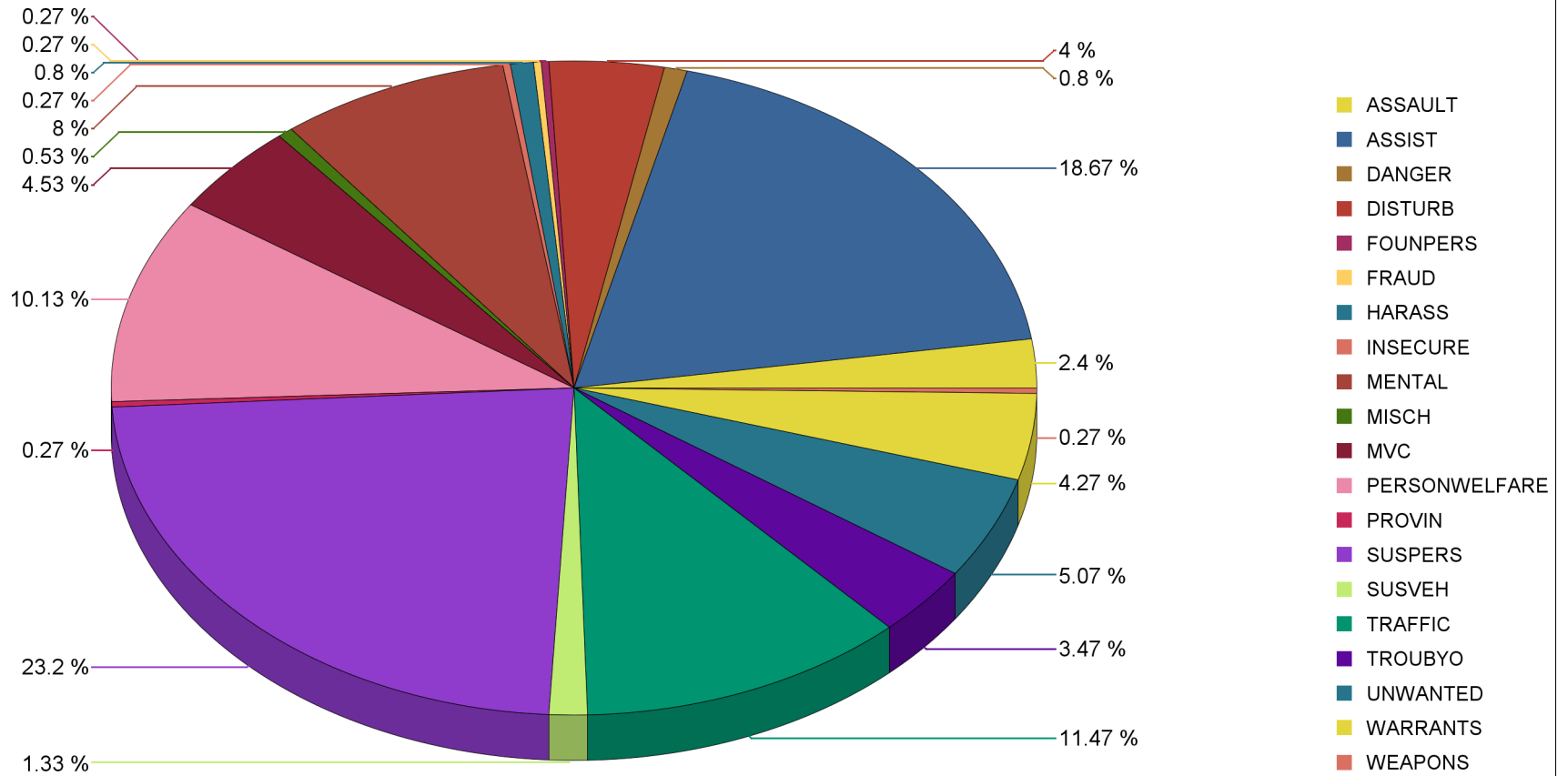
| Event Type Code | Event SubType | Event Count |
|-----------------|---|-------------|
| SUSPERS | SUSPECT PRESENT OR MAY STILL BE IN AREA | 87 |
| TRAFFIC | NO HAZARD | 43 |
| PERSONWELFARE | n/a | 38 |
| ASSIST | n/a | 36 |
| MENTAL | NO HISTORY OF VIOLENCE | 30 |
| ASSIST | n/a | 23 |
| UNWANTED | NO THREAT OF VIOLENCE | 19 |
| MVC | PROPERTY DAMAGE-POLICE TO ATTEND | 17 |
| WARRANTS | ARREST, BENCH, SEARCH | 16 |
| DISTURB | NOISY PERSON/CROWD | 15 |
| TROUBYO | YOUTHS STILL IN AREA | 13 |
| ASSAULT | REPORTED AFTER THE FACT | 9 |
| ASSIST | n/a | 6 |
| ASSIST | n/a | 5 |
| SUSVEH | REPORTED AFTER THE FACT | 5 |
| DANGER | COVID-19 PANDEMIC EVENT | 3 |
| HARASS | SUSPECT PRESENT OR MAY STILL BE IN AREA | 3 |
| MISCH | SUSPECT PRESENT OR MAY STILL BE IN AREA | 2 |
| FOUNPERS | CHILD OR SENILE/DISORIENTED ADULT | 1 |
| FRAUD | SUSPECT PRESENT OR MAY STILL BE IN AREA | 1 |
| INSECURE | NO BREAK AND ENTER | 1 |
| PROVIN | SUSPECT PRESENT OR MAY STILL BE IN AREA | 1 |
| WEAPONS | REPORTED AFTER THE FACT | 1 |

Demand Analysis - AUGUST 2020

| Event Type Code | Event SubType | Event Count |
|-----------------|---------------|-------------|
| | Total | 375 |

Demand Analysis - AUGUST 2020

Percent by Type
PRIORITY 2



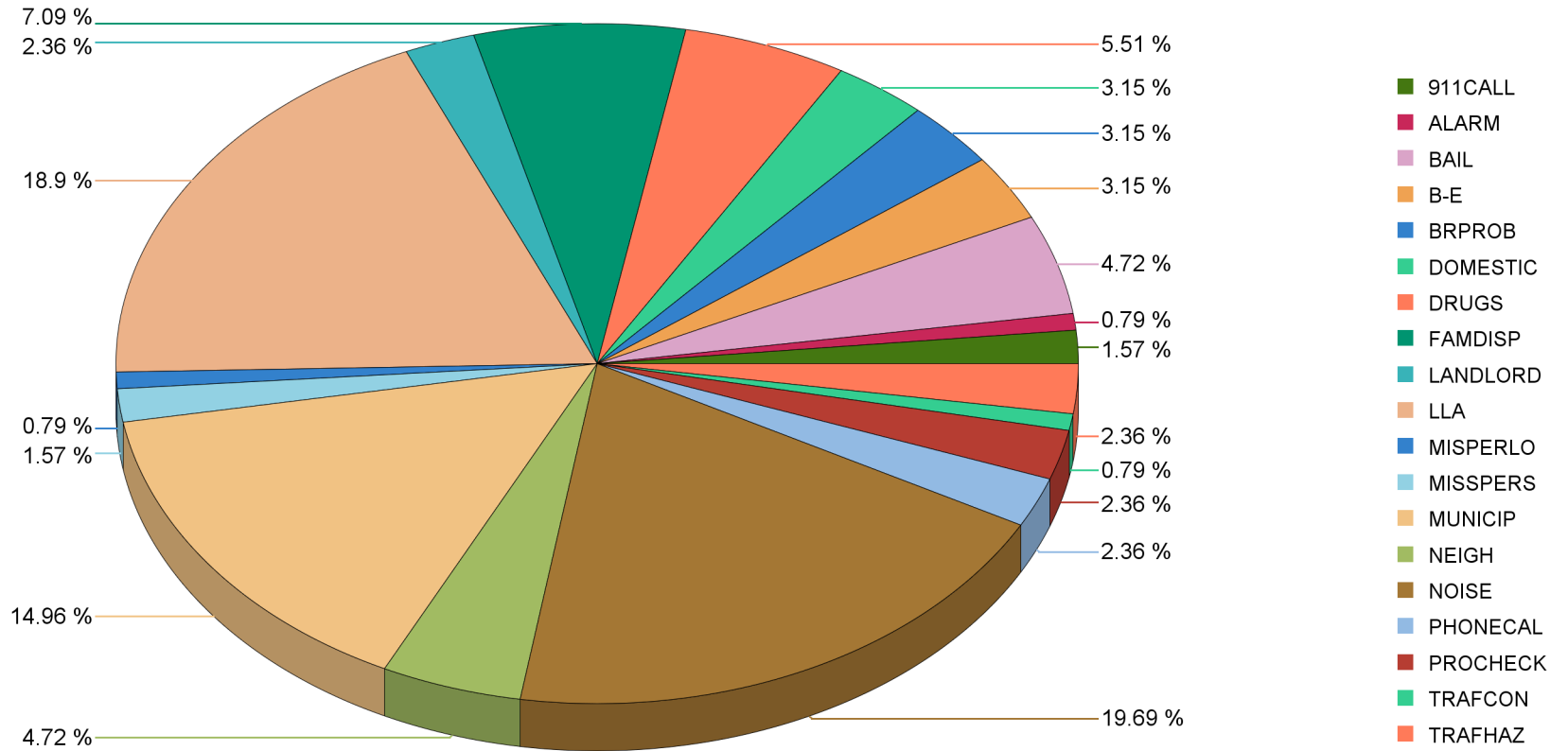
Demand Analysis - AUGUST 2020

PRIORITY 3

| Event Type Code | Event SubType | Event Count |
|-----------------|---|-------------|
| NOISE | LOUD PARTY, LOUD MUSIC | 25 |
| LLA | SUSPECT PRESENT OR MAY STILL BE IN AREA | 24 |
| MUNICIP | SUSPECT PRESENT OR MAY STILL BE IN AREA | 19 |
| FAMDISP | REPORTED AFTER THE FACT | 9 |
| DRUGS | SUSPECT PRESENT OR MAY STILL BE IN AREA | 7 |
| BAIL | BREACH UNDERTAKING/RECOG. ETC | 6 |
| NEIGH | BOTH PARTIES PRESENT - CALM/NO VIOLENCE | 6 |
| B-E | SUSPECT NOT PRESENT/REPORTED AFTER FACT | 4 |
| BRPROB | SUSP PRESENT OR STILL IN AREA | 4 |
| DOMESTIC | REPORTED AFTER THE FACT | 4 |
| LANDLORD | BOTH PARTIES PRESENT - CALM/NO VIOLENCE | 3 |
| PHONECAL | HARASSING OR OBSCENE - NO SUSPECT | 3 |
| PROCHECK | REQUEST FOR PROPERTY CHECK | 3 |
| TRAFHAZ | n/a | 3 |
| 911CALL | FAULTY TELEPHONE LINE | 2 |
| MISSPERS | HABITUAL RUNAWAY | 2 |
| ALARM | VEHICLE ALARM | 1 |
| MISPERLO | RPTD MISSING LOCAL/OTHER JURISDICTION | 1 |
| TRAFCON | n/a | 1 |
| | Total | 127 |

Demand Analysis - AUGUST 2020

Percent by Type
PRIORITY 3



Demand Analysis - AUGUST 2020

PRIORITY 4

| Event Type Code | Event SubType | Event Count |
|-----------------|--|-------------|
| TRAFENF | n/a | 297 |
| COMMSERV | FOOT PATROL | 110 |
| ASSIST | ASSIST OTHER AGENCY OR PUBLIC | 60 |
| THEFT | REPORTED AFTER THE FACT | 49 |
| INFORM | POLICE INFORMATION ONLY | 43 |
| PROPERTY | FOUND - MAY REQUIRE POLICE TO PICKUP | 37 |
| TTPA | INFORMATION OR TRESPASS NOTICE | 32 |
| HARASS | REPORTED AFTER THE FACT | 29 |
| FRAUD | REPORTED AFTER THE FACT | 28 |
| THREATS | REPORTED AFTER THE FACT | 19 |
| SUSVEH | VEHICLE PRESENT OR MAY STILL BE IN AREA | 17 |
| ANIMAL | NO DANGER (AT LARGE, BITE REPORT) | 16 |
| RIDE | n/a | 16 |
| PREVBR | STAND BY KEEP THE PEACE | 13 |
| MISCH | REPORTED AFTER THE FACT | 12 |
| SUSPERS | REPORTED AFTER THE FACT | 10 |
| COMMSERV | COMMUNITY SERVICES | 9 |
| DRUGS | REPORTED AFTER THE FACT | 7 |
| MVC | REPORTED AFTER THE FACT & NON REPORTABLE | 6 |
| NEIGH | REPORTED AFTER THE FACT | 6 |

Demand Analysis - AUGUST 2020

| Event Type Code | Event SubType | Event Count |
|-----------------|--|-------------|
| ASSAULT | SUSPECT NO LONGER AT SCENE | 5 |
| BRPROB | SUSPECT NOT PRESENT/REPORTED AFTER FACT | 5 |
| LANDLORD | REPORTED AFTER THE FACT | 5 |
| ESCORT | COURT/PRISONER/TRAFFIC | 4 |
| NOISE | ONGOING PROBLEM | 4 |
| THEFTSH | REPORTED AFTER THE FACT - NO SUSPECT PRESENT | 4 |
| HARASS | SOCIAL MEDIA AND ONLINE | 3 |
| PROPERTY | LOST | 3 |
| 911CALL | ACCIDENTAL DIAL | 2 |
| ABANDVEH | NOT CAUSING A TRAFFIC HAZARD | 2 |
| ANIMAL | BARKING DOG | 2 |
| BAIL | COMPLIANCE CHECK OIC/RECOG | 2 |
| COUNTERF | SUSPECT NOT PRESENT/REPORTED AFTER FACT | 2 |
| OTHER | INFORMATION | 2 |
| PROPDAM | NON-CRIMINAL | 2 |
| ASSLTSEX | HISTORICAL /REPORTED AFTER THE FACT | 1 |
| BAIL | SUSPECT NOT PRESENT/REPORTED AFTER FACT | 1 |
| BARCHECK | ROUTINE WALK THROUGH | 1 |
| BRPROB | COMPLIANCE CHECK | 1 |
| MUNICIP | REPORTED AFTER THE FACT | 1 |
| PHONECAL | HARASSING OR OBSCENE - KNOWN SUSPECT | 1 |
| PROST | INFORMATION | 1 |
| RECOVERD | STOLEN OWN JURISTITION | 1 |
| THEFTMV | REPORTED AFTER THE FACT | 1 |
| | Total | 872 |

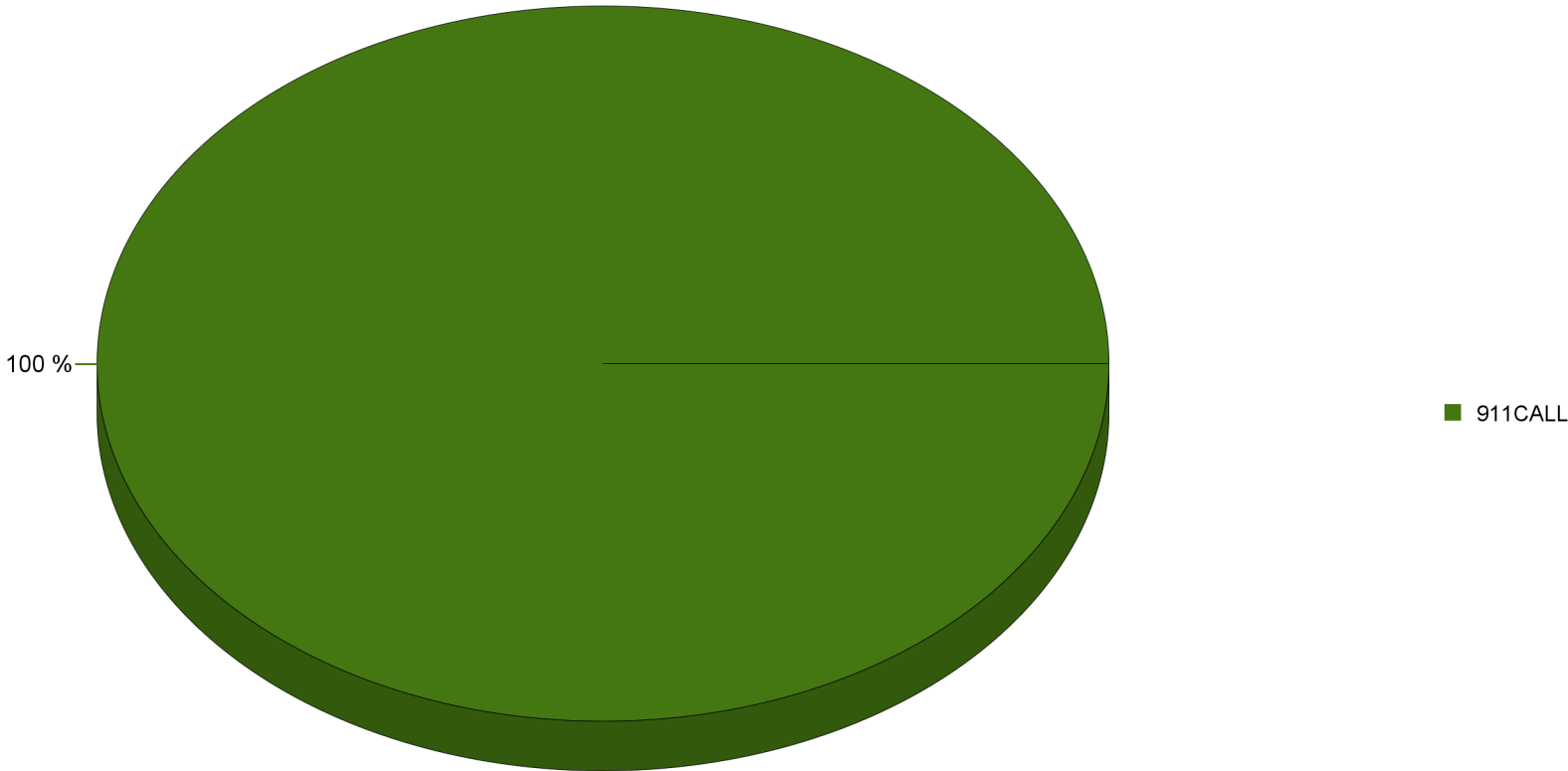
Demand Analysis - AUGUST 2020

PRIORITY 9

| Event Type Code | Event SubType | Event Count |
|-----------------|------------------------|-------------|
| 911CALL | VOIP_TRANSFER TRACKING | 23 |
| | Total | 23 |

Demand Analysis - AUGUST 2020

Percent by Type
PRIORITY 9



Event Count Monthly - JUNE 2020

Average Response Times from Call Entry to Scene

| Call Priority | June | May | Actual Change | % Change | 2020 YTD | 2019 YTD | Actual Change YTD | % Change YTD |
|---------------|----------|----------|---------------|----------|----------|----------|-------------------|--------------|
| 0 | 00:11:03 | 00:14:14 | -00:03:11 | -22.38 | 00:12:17 | 00:10:26 | 00:01:51 | 17.8 |
| 1 | 00:14:32 | 00:11:11 | 00:03:22 | 30.07 | 00:13:08 | 00:11:33 | 00:01:35 | 13.67 |
| 2 | 00:16:46 | 00:14:25 | 00:02:21 | 16.33 | 00:15:43 | 00:12:57 | 00:02:46 | 21.35 |
| 3 | 00:17:26 | 00:15:46 | 00:01:41 | 10.63 | 00:18:13 | 00:15:32 | 00:02:42 | 17.36 |
| 4 | 00:07:05 | 00:06:23 | 00:00:43 | 11.19 | 00:07:53 | 00:06:57 | 00:00:56 | 13.38 |
| 9 | 0 | 0 | 0 | 0 | 00:08:29 | 0 | 00:08:29 | 100 |

Average Response Times from Dispatch to Scene

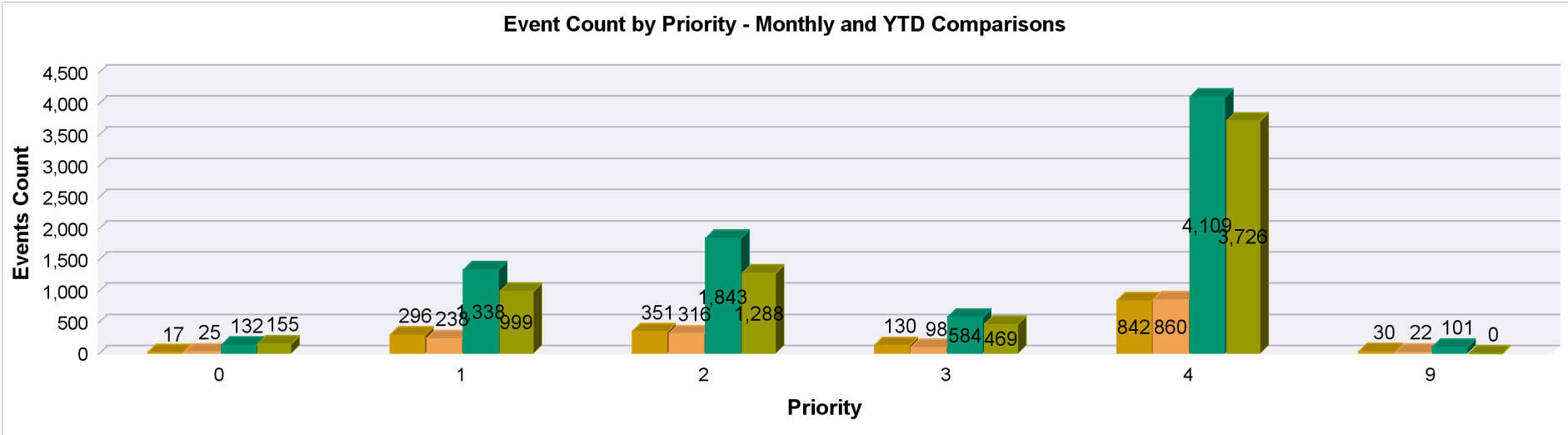
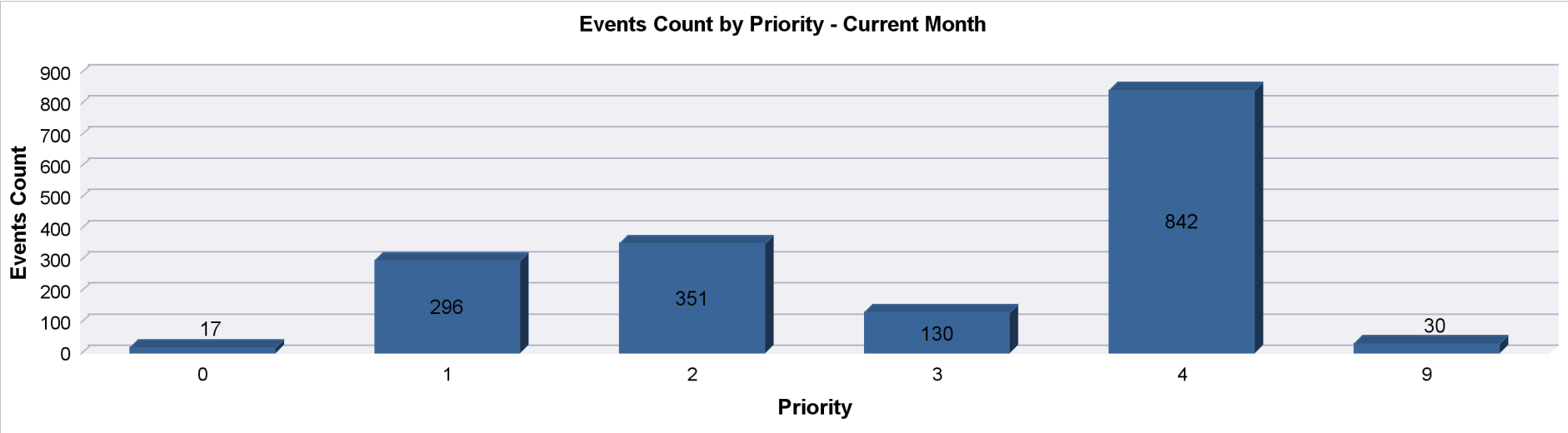
| Call Priority | June | May | Actual Change | % Change | 2020 YTD | 2019 YTD | Actual Change YTD | % Change YTD |
|---------------|----------|----------|---------------|----------|----------|----------|-------------------|--------------|
| 0 | 00:06:04 | 00:10:30 | -00:04:26 | -42.22 | 00:08:15 | 00:06:23 | 00:01:51 | 28.98 |
| 1 | 00:07:17 | 00:06:40 | 00:00:36 | 9.12 | 00:07:11 | 00:05:43 | 00:01:29 | 25.93 |
| 2 | 00:07:57 | 00:06:34 | 00:01:24 | 21.22 | 00:07:39 | 00:05:59 | 00:01:40 | 27.99 |
| 3 | 00:07:29 | 00:06:10 | 00:01:18 | 21.14 | 00:07:33 | 00:06:36 | 00:00:57 | 14.51 |
| 4 | 00:03:58 | 00:02:39 | 00:01:20 | 50.05 | 00:03:52 | 00:03:03 | 00:00:49 | 26.67 |
| 9 | 0 | 0 | 0 | 0 | 00:05:55 | 0 | 00:05:55 | 100 |

Event Count Monthly - JUNE 2020

Event Count

| Call Priority | June | May | Actual Change | % Change | 2020 YTD | 2019 YTD | Actual Change YTD | % Change YTD |
|---------------|------|-----|---------------|----------|----------|----------|-------------------|--------------|
| 0 | 17 | 25 | -8 | -32 | 132 | 155 | -23 | -14.84 |
| 1 | 296 | 238 | 58 | 24.37 | 1,338 | 999 | 339 | 33.93 |
| 2 | 351 | 316 | 35 | 11.08 | 1,843 | 1,288 | 555 | 43.09 |
| 3 | 130 | 98 | 32 | 32.65 | 584 | 469 | 115 | 24.52 |
| 4 | 842 | 860 | -18 | -2.09 | 4,109 | 3,726 | 383 | 10.28 |
| 9 | 30 | 22 | 8 | 36.36 | 101 | 0 | 101 | 100 |

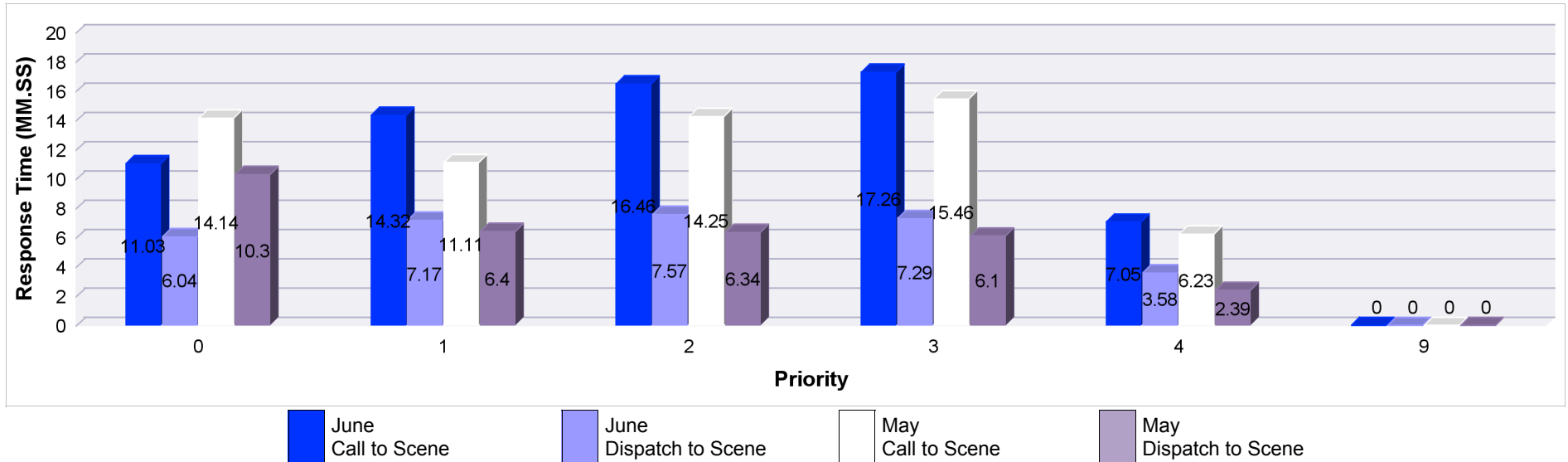
Event Count Monthly-JUNE 2020



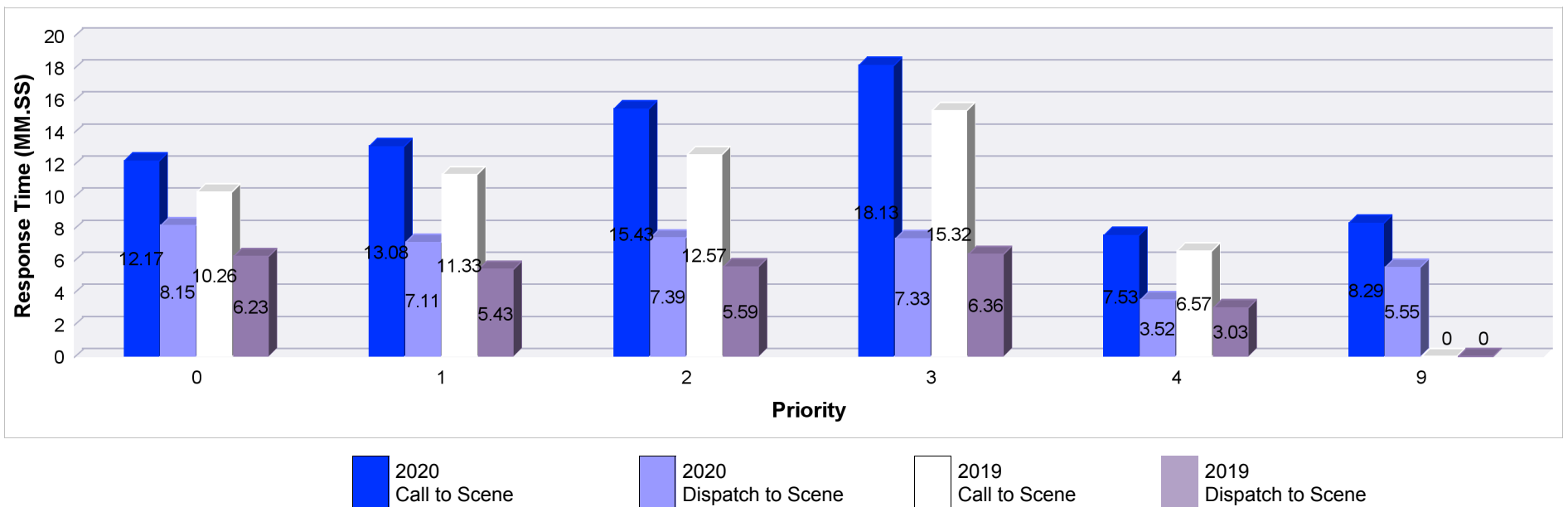
June May 2020 2019

Event Count Monthly - JUNE 2020

June Vs. May Response Times Comparisons



2020 Vs. 2019 Response Times Comparisons



Event Count Monthly - JULY 2020

Average Response Times from Call Entry to Scene

| Call Priority | July | June | Actual Change | % Change | 2020 YTD | 2019 YTD | Actual Change YTD | % Change YTD |
|---------------|----------|----------|---------------|----------|----------|----------|-------------------|--------------|
| 0 | 00:10:25 | 00:11:03 | -00:00:38 | -5.79 | 00:11:57 | 00:10:05 | 00:01:52 | 18.47 |
| 1 | 00:13:15 | 00:14:32 | -00:01:17 | -8.82 | 00:13:09 | 00:11:43 | 00:01:26 | 12.17 |
| 2 | 00:14:48 | 00:16:46 | -00:01:58 | -11.76 | 00:15:34 | 00:12:53 | 00:02:41 | 20.82 |
| 3 | 00:17:43 | 00:17:26 | 00:00:17 | 1.62 | 00:18:09 | 00:16:02 | 00:02:06 | 13.11 |
| 4 | 00:08:53 | 00:07:05 | 00:01:48 | 25.37 | 00:08:02 | 00:07:16 | 00:00:46 | 10.48 |
| 9 | 0 | 0 | 0 | 0 | 00:08:29 | 0 | 00:08:29 | 100 |

Average Response Times from Dispatch to Scene

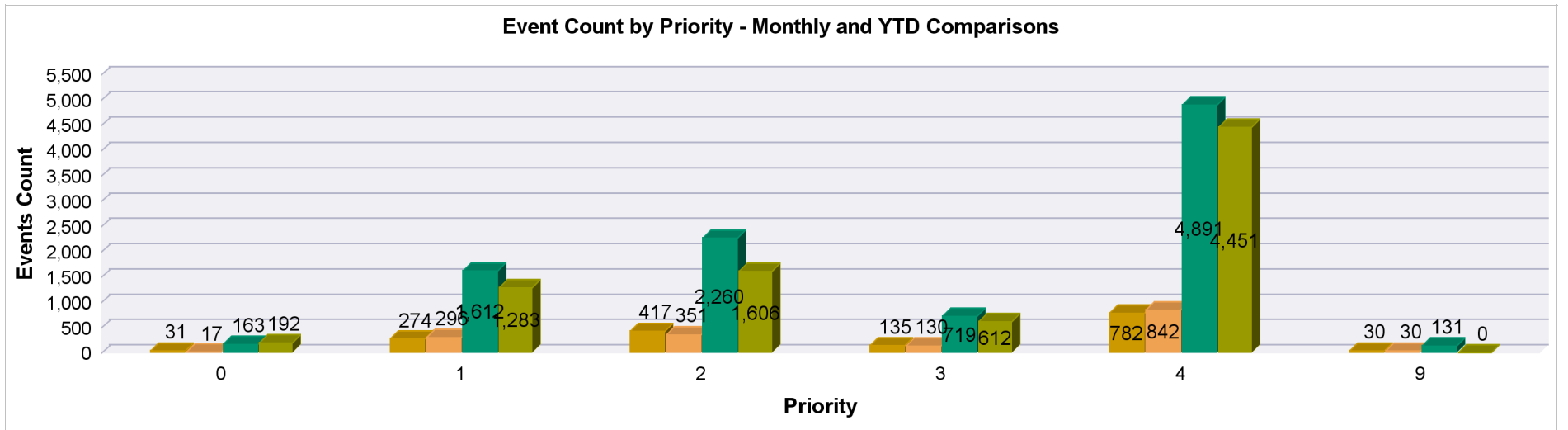
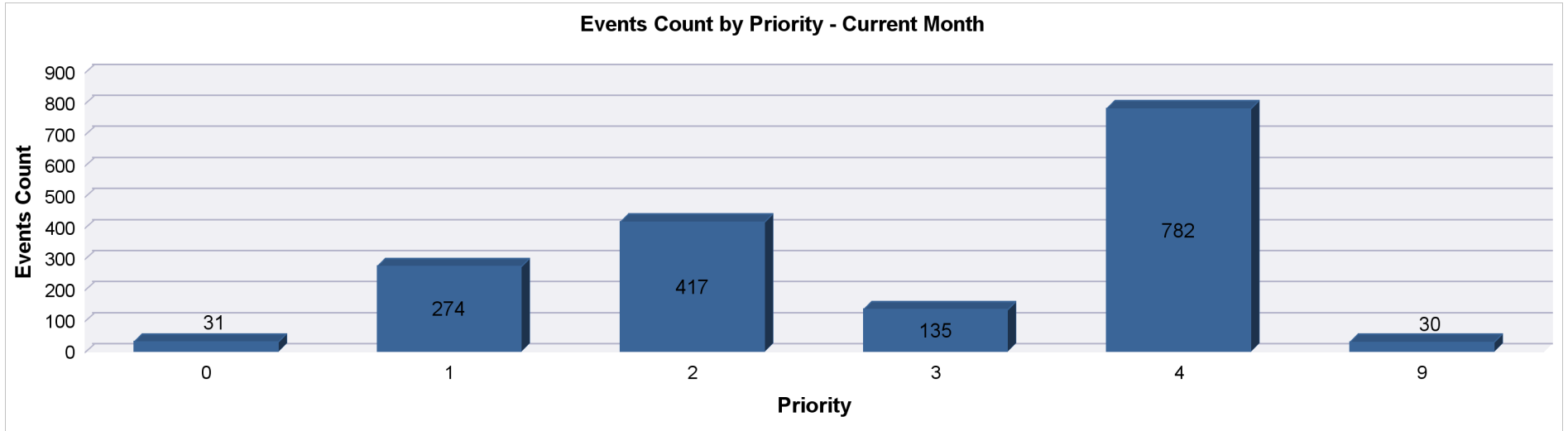
| Call Priority | July | June | Actual Change | % Change | 2020 YTD | 2019 YTD | Actual Change YTD | % Change YTD |
|---------------|----------|----------|---------------|----------|----------|----------|-------------------|--------------|
| 0 | 00:07:04 | 00:06:04 | 00:01:00 | 16.54 | 00:08:01 | 00:06:05 | 00:01:56 | 31.8 |
| 1 | 00:06:18 | 00:07:17 | -00:00:58 | -13.39 | 00:07:03 | 00:05:40 | 00:01:23 | 24.44 |
| 2 | 00:06:53 | 00:07:57 | -00:01:04 | -13.36 | 00:07:31 | 00:06:01 | 00:01:30 | 24.85 |
| 3 | 00:07:48 | 00:07:29 | 00:00:20 | 4.37 | 00:07:36 | 00:06:38 | 00:00:58 | 14.67 |
| 4 | 00:04:31 | 00:03:58 | 00:00:32 | 13.62 | 00:03:58 | 00:03:08 | 00:00:50 | 26.56 |
| 9 | 0 | 0 | 0 | 0 | 00:05:55 | 0 | 00:05:55 | 100 |

Event Count Monthly - JULY 2020

Event Count

| Call Priority | July | June | Actual Change | % Change | 2020 YTD | 2019 YTD | Actual Change YTD | % Change YTD |
|---------------|------|------|---------------|----------|----------|----------|-------------------|--------------|
| 0 | 31 | 17 | 14 | 82.35 | 163 | 192 | -29 | -15.1 |
| 1 | 274 | 296 | -22 | -7.43 | 1,612 | 1,283 | 329 | 25.64 |
| 2 | 417 | 351 | 66 | 18.8 | 2,260 | 1,606 | 654 | 40.72 |
| 3 | 135 | 130 | 5 | 3.85 | 719 | 612 | 107 | 17.48 |
| 4 | 782 | 842 | -60 | -7.13 | 4,891 | 4,451 | 440 | 9.89 |
| 9 | 30 | 30 | 0 | 0 | 131 | 0 | 131 | 100 |

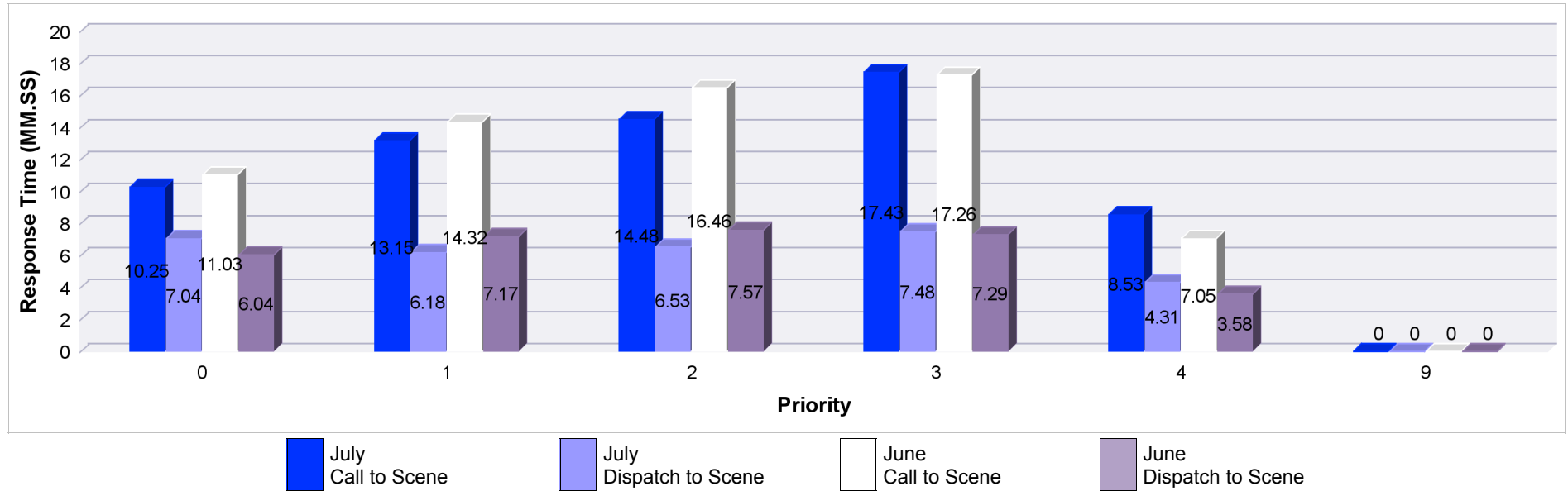
Event Count Monthly - JULY 2020



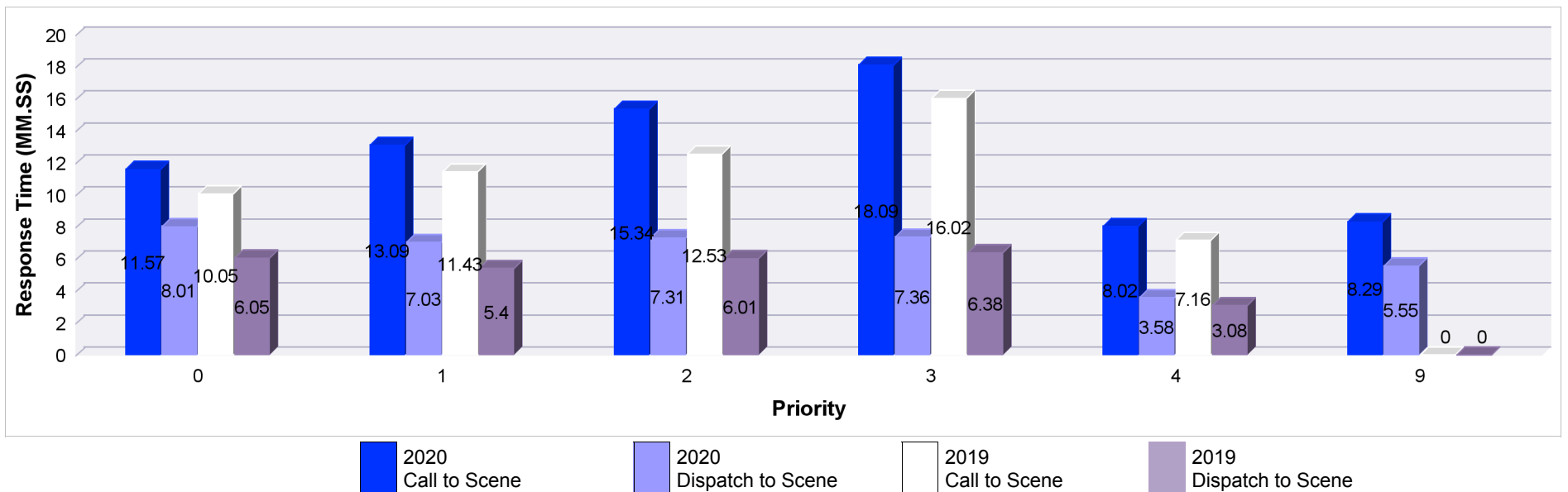
July
 June
 2020
 2019

Event Count Monthly - JULY 2020

July Vs. June Response Times Comparisons



2020 Vs. 2019 Response Times Comparisons



Event Count Monthly - JULY 2020

Event Count Monthly - AUGUST 2020

Average Response Times from Call Entry to Scene

| Call Priority | August | July | Actual Change | % Change | 2020 YTD | 2019 YTD | Actual Change YTD | % Change YTD |
|---------------|----------|----------|---------------|----------|----------|----------|-------------------|--------------|
| 0 | 00:12:56 | 00:10:25 | 00:02:32 | 24.29 | 00:12:06 | 00:10:40 | 00:01:25 | 13.3 |
| 1 | 00:12:43 | 00:13:15 | -00:00:33 | -4.11 | 00:13:05 | 00:11:59 | 00:01:06 | 9.14 |
| 2 | 00:16:44 | 00:14:48 | 00:01:56 | 13.01 | 00:15:43 | 00:13:15 | 00:02:27 | 18.52 |
| 3 | 00:17:03 | 00:17:43 | -00:00:40 | -3.77 | 00:17:59 | 00:16:20 | 00:01:40 | 10.19 |
| 4 | 00:07:52 | 00:08:53 | -00:01:01 | -11.53 | 00:08:01 | 00:07:44 | 00:00:17 | 3.61 |
| 9 | 0 | 0 | 0 | 0 | 00:08:29 | 0 | 00:08:29 | 100 |

Average Response Times from Dispatch to Scene

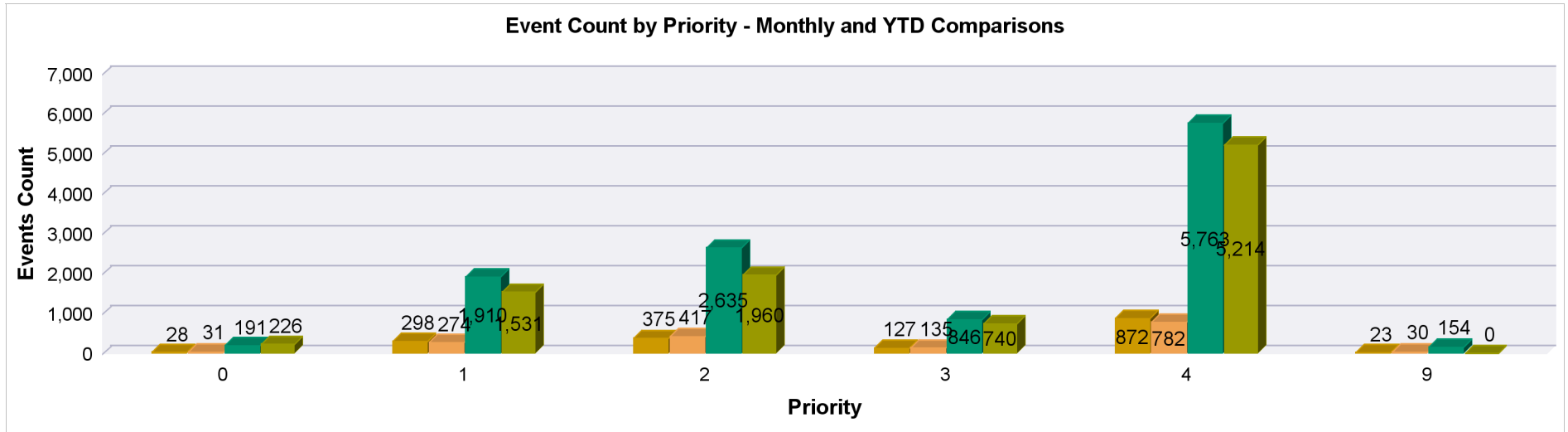
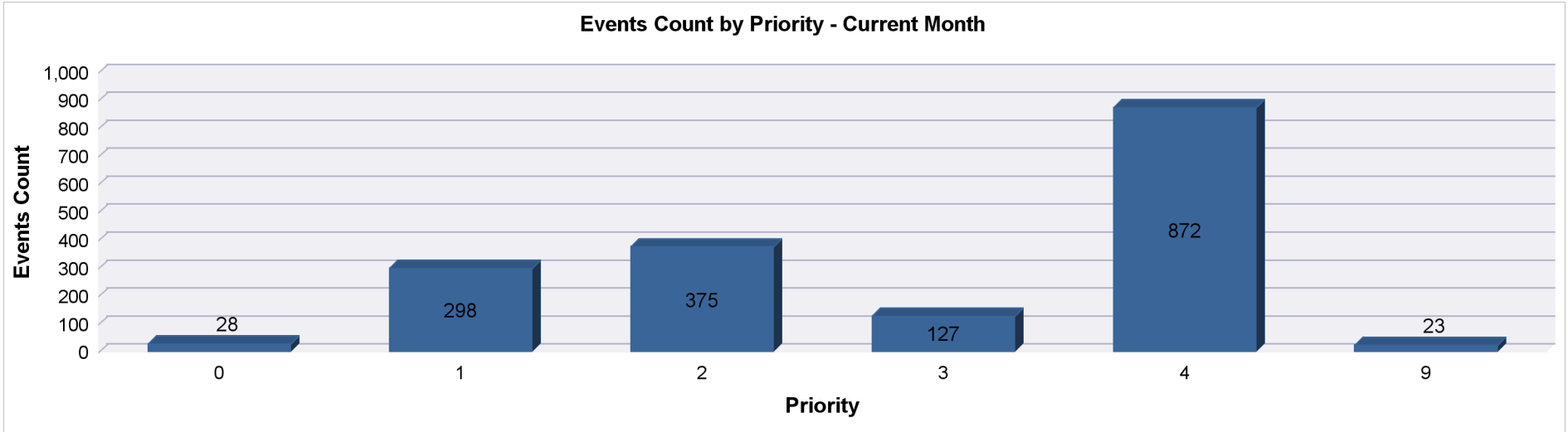
| Call Priority | August | July | Actual Change | % Change | 2020 YTD | 2019 YTD | Actual Change YTD | % Change YTD |
|---------------|----------|----------|---------------|----------|----------|----------|-------------------|--------------|
| 0 | 00:10:13 | 00:07:04 | 00:03:08 | 44.39 | 00:08:21 | 00:06:30 | 00:01:51 | 28.33 |
| 1 | 00:07:02 | 00:06:18 | 00:00:44 | 11.58 | 00:07:03 | 00:05:45 | 00:01:17 | 22.37 |
| 2 | 00:07:28 | 00:06:53 | 00:00:34 | 8.28 | 00:07:31 | 00:06:02 | 00:01:29 | 24.47 |
| 3 | 00:07:06 | 00:07:48 | -00:00:42 | -8.95 | 00:07:32 | 00:06:42 | 00:00:49 | 12.25 |
| 4 | 00:03:41 | 00:04:31 | -00:00:49 | -18.26 | 00:03:55 | 00:03:14 | 00:00:41 | 21.37 |
| 9 | 0 | 0 | 0 | 0 | 00:05:55 | 0 | 00:05:55 | 100 |

Event Count Monthly - AUGUST 2020

Event Count

| Call Priority | August | July | Actual Change | % Change | 2020 YTD | 2019 YTD | Actual Change YTD | % Change YTD |
|---------------|--------|------|---------------|----------|----------|----------|-------------------|--------------|
| 0 | 28 | 31 | -3 | -9.68 | 191 | 226 | -35 | -15.49 |
| 1 | 298 | 274 | 24 | 8.76 | 1,910 | 1,531 | 379 | 24.76 |
| 2 | 375 | 417 | -42 | -10.07 | 2,635 | 1,960 | 675 | 34.44 |
| 3 | 127 | 135 | -8 | -5.93 | 846 | 740 | 106 | 14.32 |
| 4 | 872 | 782 | 90 | 11.51 | 5,763 | 5,214 | 549 | 10.53 |
| 9 | 23 | 30 | -7 | -23.33 | 154 | 0 | 154 | 100 |

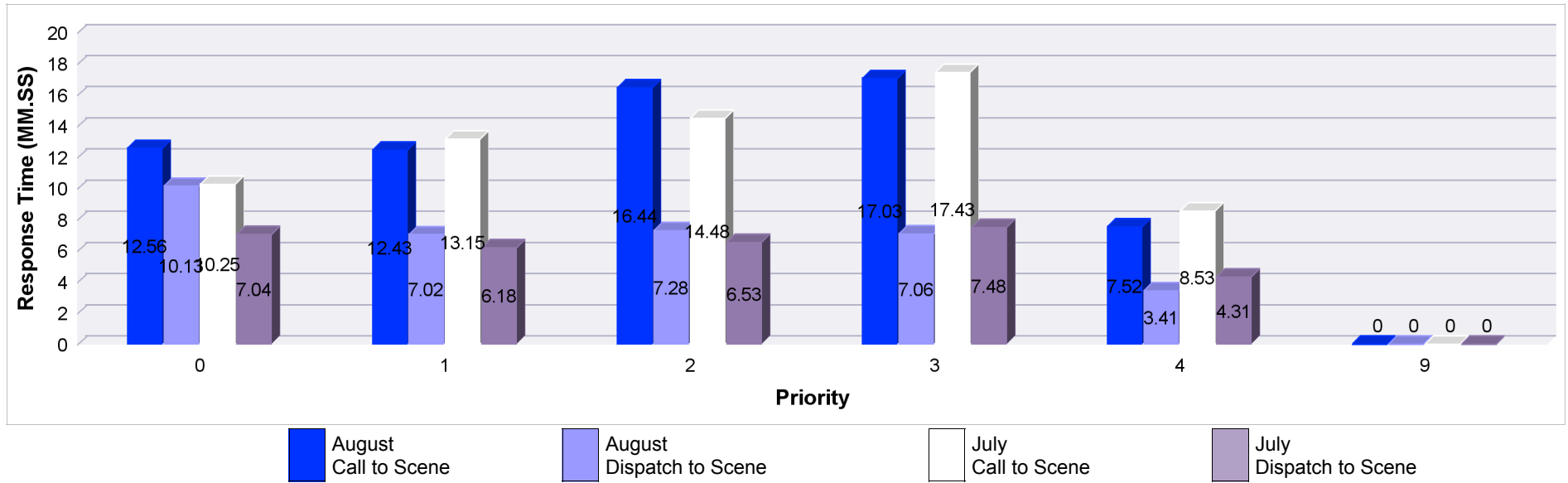
Event Count Monthly - AUGUST 2020



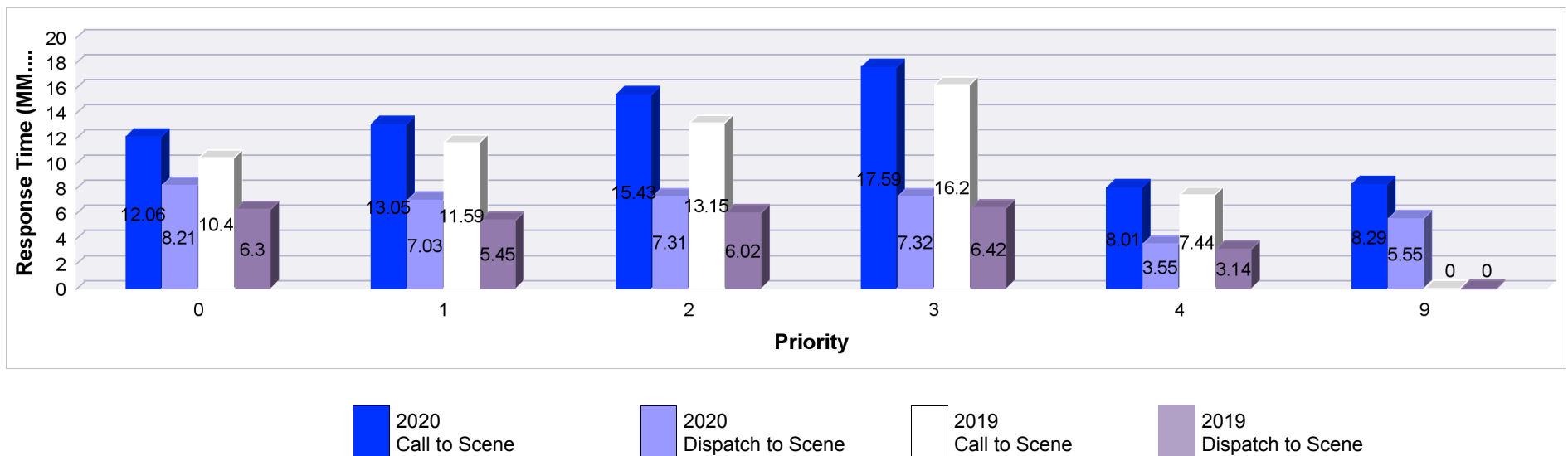
August
 July
 2020
 2019

Event Count Monthly - AUGUST 2020

August Vs. July Response Times Comparisons



2020 Vs. 2019 Response Times Comparisons





Report to the Board: Information Technology

From: Director of Information Technology Services – C. Hill

Date: September 23, 2020

September 2020

June

- Rollout of the KnowBe4 formalized computer training system to OSPS, WGPS and SSPS
- Time and Attendance migration project completed with new punch clock system
- Covid-19 related items (Laptops, remote working, court video systems)

July

- NG911 testing
- Completion of new phone system, on-going migration discussions with Bell based on CRTC NG911 availability
- Installation of Shelburne equipment/programming and policy/procedures required
- ALPR preparation and MTO MoU

August

- NG911 transfer tests completed with Bell 911
- Began onboarding WGPS to the mobile dispatch systems housed at OSPS in a cost sharing format
- Metrolinx mapping initiative (Go Train, Go Bus, etc)
- New OSPS dispatch map rolled out via our GIS team
- Upgrades began on three interview rooms at OSPS (Soft interview and 2 standard interview rooms)
- Onboarding of Shelburne Police

Owen Sound Emergency Communications Centre NG911 Readiness

| | CRTC Mandate | OSPS Schedule |
|-----------------------------|---------------------|--|
| Voice Trials | Not Required | Completed |
| Voice Required | June 30 2023 | Completed |
| RTT Plan In Place | June 30 2023 | Available once CRTC Allows 2021 |
| NG911 Middleware In Place | June 30 2023 | Completed |
| Adopt Emerging Technologies | June 30 2023 | On-Going continual process |

The Owen Sound Emergency Communications Centre has completed the vast undertaking of being one of the first Public Safety Answering Points using Next Generation 9-1-1 (from the existing and soon to be defunct Enhanced 911). Our communications centre has been testing this system during 2019 and 2020 and has completed the call answering and transfer tests. Currently only the Owen Sound Police Service and the OPP have completed NG911 transfer tests for public safety agencies across Canada, outpacing all large city centers such as Toronto, Peel, Ottawa and Montreal.

Beginning in 2021 (2020 prior to Covid-19), PSAPs must be ready to transition upon request from Bell Canada to NG9-1-1. Our centre is committed to being a leader in public safety for 911, fire, police and county dispatching.

The Owen Sound Emergency Communications Centre has already completed NG911 upgrades as well as transfer tests, maintaining being at the forefront of public safety and communications.

The Owen Sound Emergency Communications Centre maintains dispatch for over 20 fire stations and 911 for a population of approximately 300,000.

The systems installed involve approximately 50 servers at the Primary and Alternate dispatch locations in Owen Sound. These systems required OSPS IT to design and implement redundancies for power, network and other IT infrastructure to provide absolute reliability and safety.

With the switch to NG911, there are no longer Primary and Backup locations but rather Primary and Alternate. The Alternate location

requires all capabilities and redundancies of the Primary site. Dispatchers will be able to answer all calls whether they be administrative or NG911 from any desk at either of the two locations. NG911 also allows for the OSECC to be the alternate for other locations across Canada if required.

OWEN SOUND POLICE SERVICES
FINANCIAL REPORT - AUGUST 2020
DEPARTMENT 3300 COURT SECURITY

page 3a

| | 2020 | PERIOD | | 2020 | 2019 |
|---|-------------------|-------------------|-------------------|-----------------|-------------------|
| | ACTUALS | BUDGET | VARIANCE | BUDGET | ACTUALS |
| Personnel - COURT CASE MANAGERS | | | | | |
| Wages -Full time | 64,837.14 | 104,575.21 | -39,738.07 | 156,863 | 110,484.61 |
| Wages - Contingency | | -4,585.12 | 4,585.12 | -6,878 | |
| Wages - Overtime | | 666.67 | -666.67 | 1,000 | |
| PAYROLL BENEFIT OVERHEAD | 19,491.39 | 30,996.93 | -11,505.54 | 46,495 | 33,151.09 |
| Accrued Payroll Expense | -1,820.58 | 1,000.00 | -2,820.58 | 1,500 | |
| Earnings recovery | | 0.00 | 0.00 | 0 | -23,929.28 |
| Clothing & C. Allowance | | 0.00 | 0.00 | 0 | |
| Travel Expenses | | 0.00 | 0.00 | 0 | |
| Total Personnel - GENERAL | 82,507.95 | 132,653.68 | -50,145.73 | 198,981 | 119,706.42 |
| Personnel - SPECIAL CONSTABLES | | | | | |
| From Prior Reserves | | | | | |
| SPEC. - Wages - Part time | 218,349.73 | 227,268.95 | -8,919.22 | 340,903 | 291,609.99 |
| SPEC. - Wages - Full time | 47,054.59 | 46,042.19 | 1,012.40 | 69,063 | |
| Wages - Overtime | 344.42 | 1,000.00 | -655.58 | 1,500 | 1,986.19 |
| Retirement incentive | | 0.00 | 0.00 | 0 | |
| Pension benefits | 2,061.98 | 5,833.33 | -3,771.35 | 8,750 | 2,324.88 |
| PAYROLL BENEFIT OVERHEAD | 43,694.13 | 48,363.42 | -4,669.29 | 72,545 | 40,867.55 |
| Clothing & C. Allowance | 675.25 | 1,033.33 | -358.08 | 1,550 | 738.30 |
| Training | | 3,333.33 | -3,333.33 | 5,000 | 407.04 |
| Uniforms & Equipment | 1,142.79 | 1,666.67 | -523.88 | 2,500 | 1,153.58 |
| Accrued Payroll Expense | -22,149.00 | 0.00 | -22,149.00 | | -15,683.57 |
| Government Grant | -211,106.36 | -281,475.14 | 70,368.78 | -422,213 | -227,259.66 |
| Total Personnel - SPEC. CONSTABLES | 80,067.53 | 53,066.09 | 27,001.44 | 79,599 | 96,144.30 |
| PERSONNEL TOTAL | 162,575.48 | 185,719.77 | -23,144.29 | 278,580 | 215,850.72 |
| Administration - GENERAL | | | | | |
| Prisoner & Escort Expenses | 3,397.12 | 1,333.33 | 2,063.79 | 2,000 | 5,422.05 |
| Prisoner & Escort RECOVERY | -746.14 | -666.67 | -79.47 | -1,000 | -5,203.74 |
| Miscellaneous Expense | 786.63 | 333.33 | 453.30 | 500 | 147.53 |
| Telephone Lines and Leases | 991.13 | 1,600.00 | -608.87 | 2,400 | 1,152.43 |
| Total Administration - GENERAL | 4,428.74 | 2,600.00 | 1,828.74 | 3,900 | 1,518.27 |
| TOTAL DEPARTMENT 3300 | 167,004.22 | 188,319.77 | -21,315.55 | 282,480 | 217,368.99 |

OWEN SOUND POLICE SERVICES
FINANCIAL REPORT - AUGUST 2020
DEPARTMENT 3100 POLICE OFFICERS

| | | | | page 1a | |
|---|---------------------|---------------------|-------------------|------------------|---------------------|
| | 2020 | PERIOD | | 2020 | 2019 |
| | ACTUALS | BUDGET | VARIANCE | BUDGET | ACTUALS |
| CPP Grant | -45,937.50 | -122,500.00 | 76,562.50 | -183,750 | 0.01 |
| Total REVENUE - GENERAL | -45,937.50 | -122,500.00 | 76,562.50 | -183,750 | 0.01 |
| PERSONNEL | | | | | |
| OFFICERS - Wages -Full time | 2,756,096.07 | 2,739,262.95 | 16,833.12 | 4,108,894 | 2,567,233.46 |
| OFFICERS - Wages -Part time | 129,948.17 | 164,406.93 | -34,458.76 | 246,610 | 119,620.13 |
| Wages - Contingency | - | -91,733.97 | 91,733.97 | -137,601 | 101,545.88 |
| Wages - Overtime | 50,024.19 | 50,000.00 | 24.19 | 75,000 | 52,907.01 |
| Wages RECOVERY WSIB | -70,455.12 | 0.00 | -70,455.12 | 0 | - |
| Accrued Payroll Expense | -84,696.07 | 13,333.33 | -98,029.40 | 20,000 | -8,445.67 |
| PAYROLL BENEFIT OVERHEAD | 870,435.29 | 845,395.02 | 25,040.27 | 1,268,093 | 853,723.79 |
| Travel expense | 36.78 | 666.67 | -629.89 | 1,000 | 1,357.82 |
| Clothing & C. Allowance | 5,866.57 | 9,333.33 | -3,466.76 | 14,000 | 7,131.96 |
| Uniforms & Equipment | 14,283.20 | 13,333.33 | 949.87 | 20,000 | 18,490.85 |
| Pensioners Benefits | 91,522.79 | 122,000.00 | -30,477.21 | 183,000 | 87,270.44 |
| Car Allowances | 6,400.00 | 6,400.00 | 0.00 | 9,600 | 5,600.00 |
| Professional Development | 20,834.10 | 33,333.33 | -12,499.23 | 50,000 | 22,220.63 |
| Memberships | 8,105.76 | 5,666.67 | 2,439.09 | 8,500 | 9,341.76 |
| Donations | - | 0.00 | 0.00 | - | 500.00 |
| Reallocated Wages | 37,241.04 | 37,241.03 | 0.01 | 55,862 | 37,241.04 |
| Recovery | 14,324.57 | -1,666.67 | 15,991.24 | -2,500 | 68,669.46 |
| Total Personnel - GENERAL | 3,849,967.34 | 3,946,971.96 | -97,004.62 | 5,920,458 | 3,944,408.56 |
| Personnel - PAID DUTY | | | | | |
| Paid Duty REVENUE | -5,858.87 | -26,666.67 | 20,807.80 | -40,000 | -6,663.00 |
| Wages - Overtime Incl. Benefits | 1,950.32 | 10,666.67 | -8,716.35 | 16,000 | 7,473.92 |
| Total Personnel - PAID DUTY | -3,908.55 | -16,000.00 | 12,091.45 | -24,000 | 811 |
| Personnel - R.I.D.E. Program | | | | | |
| RIDE - Ontario Grants | -12,624.31 | -9,078.67 | -3,545.64 | -13,618 | -13,460.00 |
| RIDE - Wages - Overtime Incl. Benefits | 4,229.72 | 9,078.67 | -4,848.95 | 13,618 | 9,150.04 |
| Total Personnel - R.I.D.E.Program | -8,394.59 | 0.00 | -8,394.59 | 0 | -4,309.96 |
| Personnel - AUXILIARY POLICE | | | | | |
| REVENUE | 0.00 | 0.00 | 0.00 | 0 | - |
| Clothing & C. Allowance (December) | 0.00 | 1,000.00 | -1,000.00 | 1,500 | - |
| Uniforms & Equipment | 689.93 | 2,000.00 | -1,310.07 | 3,000 | 102.27 |
| Professional Development | 67.81 | 333.33 | -265.52 | 500 | - |
| Miscellaneous Expense | 0.00 | 0.00 | 0.00 | 0 | - |
| Total Personnel - AUXILIARY POLICE | 757.74 | 3,333.33 | -2,575.59 | 5,000 | 102.27 |
| PERSONNEL TOTAL | 3,838,421.94 | 3,934,305.29 | -95,883.35 | 5,901,458 | 3,941,011.79 |
| ADMINISTRATION | | | | | |
| Admin - CISO | | | | | |
| CISO Grant | -3,150.44 | -5,333.33 | 2,182.89 | -8,000 | - |
| CISO Repairs | 239.03 | 0.00 | 239.03 | - | - |
| CISO Vehicle Lease/Expense | 5,451.88 | 4,266.67 | 1,185.21 | 6,400 | - |
| Total Admin - CISO | 2,540.47 | -1,066.67 | 3,607.14 | -1,600.00 | 0.00 |
| Admin - CRIME PREVENTION | | | | | |
| STOP / Y.I.P.I. GRANTS | -17,100.00 | 0.00 | -17,100.00 | 0 | - |
| Donations (D.A.R.E.) | -9,548.43 | -1,333.33 | -8,215.10 | -2,000 | -12,907.76 |
| Wages - Part Time | 5,057.42 | 0.00 | 5,057.42 | 0 | 1,354.95 |
| Wages - Full Time | 46,255.83 | 44,016.31 | 2,239.52 | 66,024 | - |
| Reallocated Wages | - | 0.00 | 0.00 | 0 | 28,330.40 |
| PAYROLL BENEFIT OVERHEAD | 14,550.04 | 13,645.06 | 904.98 | 20,468 | 190.02 |
| Clothing & C. Allowance | 54.02 | 66.67 | -12.65 | 100 | 40.52 |
| Accrued Payroll Expense | -422.89 | 0.00 | -422.89 | 0 | -95.76 |
| Meeting Expenses | 17.30 | 0.00 | 17.30 | 0 | - |
| Office Supplies & Mall Hydro & supplies | 355.95 | 0.00 | 355.95 | 0 | 600.66 |
| Materials & Supplies | 3,374.82 | 2,000.00 | 1,374.82 | 3,000 | 7,258.95 |
| Promotion Exp (Incl.Advertising) | 1,130.58 | 666.67 | 463.91 | 1,000 | 379.45 |
| Misc. (Training/POC Grant Expenses) | 991.31 | 66.67 | 924.64 | 100 | - |
| Telephones | 394.00 | 433.33 | -39.33 | 650 | 1,057.99 |
| Total Admin. - CRIME PREVENTION | 45,109.95 | 59,561.37 | -14,451.42 | 89,342 | 26,209.42 |

**OWEN SOUND POLICE SERVICES
FINANCIAL REPORT - AUGUST 2020
DEPARTMENT 3100 POLICE OFFICERS**

page 1b
2020

| | ACTUALS | PERIOD BUDGET | VARIANCE | BUDGET | |
|--------------------------------------|---------------------|---------------------|-------------------|---------------------|---------------------|
| Administration - USE OF FORCE | | | | | |
| Materials & Supplies | 10,856.51 | 8,000.00 | 2,856.51 | 12,000 | 5,099.46 |
| Administration - GENERAL | | | | | |
| Bank Charges | 1,281.73 | 1,000.00 | 281.73 | 1,500 | 1,236.84 |
| Meeting Expenses | | 1,000.00 | -1,000.00 | 1,500 | 205.34 |
| Investigation Expense | 2,193.95 | 4,666.67 | -2,472.72 | 7,000 | 3,418.74 |
| Postage/Courier/Shipping | 1,231.17 | 1,666.67 | -435.50 | 2,500 | 1,750.63 |
| Photocopy / Lease charges | 7,092.71 | 6,200.00 | 892.71 | 9,300 | 7,315.06 |
| Office Supplies & Expense | 12,754.93 | 12,000.00 | 754.93 | 18,000 | 15,258.42 |
| Subscriptions/Publications | 1,676.54 | 2,333.33 | -656.79 | 3,500 | 8,970.97 |
| HR Contract | 2,442.24 | 11,887.13 | -9,444.89 | 17,831 | 13,737.58 |
| Counselling | 17,703.21 | 18,316.99 | -613.78 | 27,475 | 12,407.63 |
| Advertising | | 666.67 | -666.67 | 1,000 | |
| Miscellaneous Expense | 401.36 | 0.00 | 401.36 | 0 | 459.50 |
| Telephones | 21,092.27 | 22,666.67 | -1,574.40 | 34,000 | 19,621.54 |
| Legal Fees | | 1,666.67 | -1,666.67 | 2,500 | |
| Office Equip.Lease/Rental | 4,832.25 | 8,666.67 | -3,834.42 | 13,000 | 4,548.00 |
| Total Administration - GENERAL | 72,702.36 | 92,737.45 | -20,035.09 | 139,106.17 | 88,930.25 |
| ADMINISTRATION TOTAL | 131,209.29 | 159,232.15 | -28,022.86 | 238,848.23 | 120,239.13 |
| EQUIPMENT | | | | | |
| Equipment - GENERAL | | | | | |
| Licence | 2,516.83 | 988.00 | 1,528.83 | 1,482 | 1,165.88 |
| Fuel | 30,623.62 | 40,000.00 | -9,376.38 | 60,000 | 37,070.70 |
| Repairs/ Parts & Materials | 25,048.49 | 23,333.33 | 1,715.16 | 35,000 | 12,376.33 |
| Photo & I.D. Exp/Equipment | 3,043.46 | 4,333.33 | -1,289.87 | 6,500 | 5,236.61 |
| Insurance | 23,295.00 | 20,000.00 | 3,295.00 | 20,000 | 15,426.89 |
| Service Agreements | 121,165.16 | 101,133.33 | 20,031.83 | 151,700 | 133,316.61 |
| Expense recovery | -814.69 | 0.00 | -814.69 | | 2,452.61 |
| Vehicle Leases | | 0.00 | 0.00 | | |
| Total Equipment - GENERAL | 204,877.87 | 189,788.00 | 15,089.87 | 274,682.00 | 207,045.63 |
| Equipment - (Comm.Serv.) | | | | | |
| Fuel | | 0.00 | 0.00 | 0 | |
| Repairs | 3,062.81 | 2,000.00 | 1,062.81 | 3,000 | 1,227.13 |
| Insurance & Licence | 2,629.00 | 933.33 | 1,695.67 | 1,400 | 1,328.00 |
| Total Equipment - GENERAL | 5,691.81 | 2,933.33 | 2,758.48 | 4,400.00 | 2,555.13 |
| EQUIPMENT TOTAL | 210,569.68 | 192,721.33 | 17,848.35 | 279,082.00 | 209,600.76 |
| CAPITAL - GENERAL | | | | | |
| For Future Financing | 50,000.00 | | 50,000.00 | | |
| Office Equipment | 2,684.40 | 0.00 | 2,684.40 | | 1,175.33 |
| Computer equipment | 38,318.87 | 0.00 | 38,318.87 | | 19,658.85 |
| Software | | 0.00 | 0.00 | | 34,460.44 |
| Automobiles | 7,814.46 | 0.00 | 7,814.46 | | 46,307.63 |
| Use of Force | | 0.00 | 0.00 | | 7,378.12 |
| Video Equipment | | 0.00 | 0.00 | | |
| Communications Equipment | 68,040.19 | 0.00 | 68,040.19 | | 4,938.63 |
| Identification Equipment | 3,866.87 | 0.00 | 3,866.87 | | |
| Building Improvements | | 0.00 | 0.00 | | |
| All Other Equipment | 30,774.10 | 101,500.00 | -70,725.90 | 152,250 | -6,396.95 |
| From Board Reserve | | 0.00 | 0.00 | 0 | |
| To Board Reserves | | 0.00 | 0.00 | | |
| All Other Capital Items | | 0.00 | 0.00 | | 7,512.87 |
| Provincial Grant | -93,176.00 | 0.00 | -93,176.00 | | |
| Software Capital | | 0.00 | 0.00 | | |
| Communication Capital | 107,583.80 | 0.00 | 107,583.80 | | |
| Sale of Fixed Assets | -9,806.85 | 0.00 | -9,806.85 | | |
| CAPITAL TOTAL | 206,099.84 | 101,500.00 | 104,599.84 | 152,250.00 | 115,034.92 |
| TOTAL DEPARTMENT 3100 | 4,340,363.25 | 4,265,258.78 | 75,104.47 | 6,387,888.17 | 4,385,886.61 |

OWEN SOUND POLICE SERVICES
FINANCIAL REPORT - AUGUST 2020
DEPARTMENT 3200 POLICE CIVILIANS

| | 2020 | PERIOD | | page 2a | |
|--|----------------------|--------------------|--------------------|-------------------|----------------------|
| | ACTUALS | BUDGET | VARIANCE | 2020 | 2019 |
| | | | | BUDGET | ACTUALS |
| REVENUE - Dispatch | | | | | |
| CPP GRANT | | 0.00 | 0.00 | 0 | -0.01 |
| Dispatch Recovery O/MUN | -742,112.76 | -624,915.62 | -117,197.14 | -937,373 | -714,214.70 |
| Fire Paging Revenues | -164,770.34 | -135,502.04 | -29,268.30 | -203,253 | -196,005.28 |
| Owen Sound Fire Department | -77,694.58 | -51,796.39 | -25,898.19 | -77,695 | -76,362.30 |
| E911 County Revenue | -92,108.80 | -61,405.87 | -30,702.93 | -92,109 | -92,089.76 |
| Total REVENUE - Dispatch | -1,076,686.48 | -873,619.91 | -203,066.57 | -1,310,430 | -1,078,672.05 |
| PERSONNEL | | | | | |
| DISPATCH - Wages -Full time | 372,573.67 | 470,748.03 | -98,174.36 | 706,122 | 475,461.21 |
| Wages - Part Time | 335,425.85 | 299,553.11 | 35,872.74 | 449,330 | 323,109.03 |
| Wages - Overtime | 19,699.79 | 3,333.33 | 16,366.46 | 5,000 | 18,384.35 |
| Software Licence & Upgrades | 0.00 | 0.00 | 0.00 | 0 | |
| Reallocated Wages | | 0.00 | 0.00 | 0 | -106,802.64 |
| Accrued Payroll Expense | -50,338.92 | 2,333.33 | -52,672.25 | 3,500 | -23,581.11 |
| PAYROLL BENEFIT OVERHEAD | 154,133.80 | 190,865.01 | -36,731.21 | 286,298 | 197,832.79 |
| Contract Services | 37,602.50 | 0.00 | 37,602.50 | | |
| Clothing Allowance | 106.44 | 0.00 | | | 89.50 |
| Travel expense | 85.16 | 0.00 | 85.16 | | 94.83 |
| Professional Development | 6,181.17 | 20,000.00 | -13,818.83 | 30,000 | 5,981.48 |
| Total Personnel - DISPATCH | 875,469.46 | 986,832.83 | -111,469.81 | 1,480,249 | 890,569.44 |
| Personnel - RECORDS/DATA ENTRY | | | | | |
| REVENUE - POLICE REPORTS | -24,028.42 | -26,666.67 | 2,638.25 | -40,000 | -29,719.02 |
| Records Management Revenue | 0.00 | -23,333.33 | 23,333.33 | -35,000 | -36,771.79 |
| Accrued Payroll Expense | -15,673.56 | 0.00 | -15,673.56 | | -9,567.86 |
| RECORDS - Wages -Full time | 263,692.06 | 194,136.80 | 69,555.26 | 291,205 | 143,620.30 |
| Wages - Part Time | 61,253.55 | 58,501.06 | 2,752.49 | 87,752 | 114,566.91 |
| Wages - Overtime | 2,413.48 | 1,000.00 | 1,413.48 | 1,500 | 3,534.84 |
| Reallocated Wages | | 0.00 | 0.00 | 0 | -5,214.16 |
| PAYROLL BENEFIT OVERHEAD | 89,802.16 | 68,957.57 | 20,844.59 | 103,436 | 58,361.09 |
| Total Personnel - RECORDS/DATA ENTRY | 377,459.27 | 272,595.43 | 104,863.84 | 408,893 | 238,810.31 |
| Personnel - ADMINISTRATION | | | | | |
| SECRETARIAL - Wages -Full time | 40,961.70 | 41,157.39 | -195.69 | 61,736 | 40,961.70 |
| Accrued Payroll Expense | -2,966.67 | 0.00 | -2,966.67 | | -2,274.46 |
| Reallocated Wages | | 0.00 | 0.00 | 0 | 64,472.64 |
| Wages - Part Time | 36,341.49 | 34,572.35 | 1,769.14 | 51,859 | 35,069.38 |
| PAYROLL BENEFIT OVERHEAD | 17,786.20 | 17,944.65 | -158.45 | 26,917 | 17,423.62 |
| Total Personnel - ADMINISTRATION | 92,122.72 | 93,674.39 | -1,551.67 | 140,512 | 155,652.88 |
| Personnel - Cell Block Monitoring | | | | | |
| Wages - Part time | | 116,800.00 | | 175,200 | |
| Record Checks Revenue | | -239,866.67 | | -359,800 | |
| Payroll Benefits Overhead | | 17,520.00 | | 26,280 | |
| Total Personnel - Cell Block Monitoring | 0 | -105,547 | 0 | -158,320 | 0 |
| Personnel - IDENTIFICATION UNIT | | | | | |
| IDENTIFICATION - Wages -Full time | 54,779.43 | 52,017.07 | 2,762.36 | 78,026 | 49,714.56 |
| Accrued Payroll Expense | -1,418.26 | 0.00 | -1,418.26 | | |

| | | | | | |
|---------------------------------------|-----------|-----------|-----------|----------------|-----------|
| PAYROLL BENEFIT OVERHEAD | 16,981.60 | 16,125.29 | 856.31 | 24,188 | 14,914.44 |
| Total Personnel - IDENTIFICATION UNIT | 70,342.77 | 51,106.77 | 19,236.00 | 102,214 | 64,629.00 |

**OWEN SOUND POLICE SERVICES
FINANCIAL REPORT - AUGUST 2020
DEPARTMENT 3200 POLICE CIVILIANS**

page 2b

| | 2020 ACTUALS | PERIOD BUDGET | VARIANCE | 2020 BUDGET | 2019 ACTUALS |
|--|---------------------|---------------------|--------------------|---------------------|---------------------|
| Personnel - LICENCING/CPIC | | | | | |
| REVENUE - PERMITS/BYLAW | -3,509.96 | -11,666.67 | 8,156.71 | -20,000 | -7,130.00 |
| LICENCE - Wages | 40,703.64 | 33,941.18 | 6,762.46 | 58,185 | 38,394.72 |
| Wages - Overtime | | 0.00 | 0.00 | | 479.93 |
| Accrued Payroll Expense | -1,093.18 | 0.00 | -1,093.18 | | |
| PAYROLL BENEFIT OVERHEAD | 12,618.10 | 10,521.76 | 2,096.34 | 18,037 | 11,518.38 |
| Total Personnel - LICENCING/CPIC | 48,718.60 | 32,796.28 | 15,922.32 | 56,222 | 43,263.03 |
| Personnel - SWITCHBOARD | | | | | |
| WAGES - Full Time | 23,523.65 | 35,740.17 | -12,216.52 | 61,269 | 2,297.81 |
| Wages - Part Time | 67,462.05 | 31,496.95 | 35,965.10 | 53,995 | 51,750.72 |
| Wages - Overtime | 811.13 | 0.00 | 811.13 | | 1,019.97 |
| Accrued Payroll Expense | -4,785.56 | 0.00 | -4,785.56 | | -6,490.89 |
| Payroll Benefit Overhead | 16,091.72 | 15,804.00 | 287.72 | 27,093 | 7,679.94 |
| Total Personnel - SWITCHBOARD | 103,102.99 | 83,041.12 | 20,061.87 | 142,356.21 | 56,257.55 |
| Personnel - Information Technology Services | | | | | |
| IT/Records Management Revenue | -22,374.90 | -35,000.00 | 12,625.10 | -60,000 | |
| IT Wages - Full Time | 123,274.57 | 104,744.27 | 18,530.30 | 179,562 | |
| Wages - Overtim | 262.58 | | 262.58 | | |
| Payroll Benefits Overhead | 38,215.15 | 32,470.73 | 5,744.43 | 55,664 | |
| Reallocated Wages | -43,143.04 | -37,750.15 | -5,392.89 | -64,715 | |
| Payroll Accrual | | 0.00 | 0.00 | | |
| Total Personnel - Information Technology Serv | 96,234.36 | 64,464.84 | 31,769.52 | 110,511 | 0 |
| PERSONNEL TOTAL | 1,567,215.81 | 1,520,046.81 | 47,062.56 | 2,282,637.05 | 1,449,182.21 |
| ADMINISTRATION | | | | | |
| Pensioners Benefits | 14,912.16 | 23,333.33 | -8,421.17 | 40,000 | 15,796.07 |
| Telephone | 76,577.05 | 27,708.33 | 48,868.72 | 47,500 | 62,928.27 |
| Telephone Cost RECOVERY | -22,316.13 | -5,833.33 | -16,482.80 | -10,000 | -26,181.77 |
| EQUIPMENT - General | | | | | |
| Repairs to Equipment | 5,653.75 | 4,083.33 | 1,570.42 | 7,000 | 1,866.67 |
| ADMINISTRATION & EQUIPMENT TOTAL | 74,826.83 | 49,291.67 | 25,535.16 | 84,500 | 54,409.24 |
| TOTAL DEPARTMENT 3200 | 565,356.16 | 695,718.56 | -130,468.84 | 1,056,707 | 424,919.40 |

OWEN SOUND POLICE SERVICES
FINANCIAL REPORT - AUGUST 2020
DEPARTMENT 3300 COURT SECURITY

page 3a

| | 2020 | PERIOD | | 2020 | 2019 |
|---|-------------------|-------------------|-------------------|-----------------|-------------------|
| | ACTUALS | BUDGET | VARIANCE | BUDGET | ACTUALS |
| Personnel - COURT CASE MANAGERS | | | | | |
| Wages -Full time | 64,837.14 | 104,575.21 | -39,738.07 | 156,863 | 110,484.61 |
| Wages - Contingency | | -4,585.12 | 4,585.12 | -6,878 | |
| Wages - Overtime | | 666.67 | -666.67 | 1,000 | |
| PAYROLL BENEFIT OVERHEAD | 19,491.39 | 30,996.93 | -11,505.54 | 46,495 | 33,151.09 |
| Accrued Payroll Expense | -1,820.58 | 1,000.00 | -2,820.58 | 1,500 | |
| Earnings recovery | | 0.00 | 0.00 | 0 | -23,929.28 |
| Clothing & C. Allowance | | 0.00 | 0.00 | 0 | |
| Travel Expenses | | 0.00 | 0.00 | 0 | |
| Total Personnel - GENERAL | 82,507.95 | 132,653.68 | -50,145.73 | 198,981 | 119,706.42 |
| Personnel - SPECIAL CONSTABLES | | | | | |
| From Prior Reserves | | | | | |
| SPEC. - Wages - Part time | 218,349.73 | 227,268.95 | -8,919.22 | 340,903 | 291,609.99 |
| SPEC. - Wages - Full time | 47,054.59 | 46,042.19 | 1,012.40 | 69,063 | |
| Wages - Overtime | 344.42 | 1,000.00 | -655.58 | 1,500 | 1,986.19 |
| Retirement incentive | | 0.00 | 0.00 | 0 | |
| Pension benefits | 2,061.98 | 5,833.33 | -3,771.35 | 8,750 | 2,324.88 |
| PAYROLL BENEFIT OVERHEAD | 43,694.13 | 48,363.42 | -4,669.29 | 72,545 | 40,867.55 |
| Clothing & C. Allowance | 675.25 | 1,033.33 | -358.08 | 1,550 | 738.30 |
| Training | | 3,333.33 | -3,333.33 | 5,000 | 407.04 |
| Uniforms & Equipment | 1,142.79 | 1,666.67 | -523.88 | 2,500 | 1,153.58 |
| Accrued Payroll Expense | -22,149.00 | 0.00 | -22,149.00 | | -15,683.57 |
| Government Grant | -211,106.36 | -281,475.14 | 70,368.78 | -422,213 | -227,259.66 |
| Total Personnel - SPEC. CONSTABLES | 80,067.53 | 53,066.09 | 27,001.44 | 79,599 | 96,144.30 |
| PERSONNEL TOTAL | 162,575.48 | 185,719.77 | -23,144.29 | 278,580 | 215,850.72 |
| Administration - GENERAL | | | | | |
| Prisoner & Escort Expenses | 3,397.12 | 1,333.33 | 2,063.79 | 2,000 | 5,422.05 |
| Prisoner & Escort RECOVERY | -746.14 | -666.67 | -79.47 | -1,000 | -5,203.74 |
| Miscellaneous Expense | 786.63 | 333.33 | 453.30 | 500 | 147.53 |
| Telephone Lines and Leases | 991.13 | 1,600.00 | -608.87 | 2,400 | 1,152.43 |
| Total Administration - GENERAL | 4,428.74 | 2,600.00 | 1,828.74 | 3,900 | 1,518.27 |
| TOTAL DEPARTMENT 3300 | 167,004.22 | 188,319.77 | -21,315.55 | 282,480 | 217,368.99 |

**OWEN SOUND POLICE SERVICES
FINANCIAL REPORT - AUGUST 2020**

DEPARTMENTS 3000 - 3100 - 3200 - 3300

| | ACTUALS | BUDGET | VARIANCE | % by Dept. | 2020 BUDGET | 2019 Actuals |
|-------------------------------|---------------------|---------------------|-------------------|---------------|------------------|---------------------|
| DEPARTMENT 3100 " OFFICERS " | 4,134,263.41 | 4,163,758.78 | -29,495.37 | -1% | 6,235,638 | 4,270,851.69 |
| CAPITAL ASSETS | 206,099.84 | 101,500.00 | 104,599.84 | | 152,250 | 115,034.92 |
| DEPARTMENT 3200 " CIVILIANS " | 565,356.16 | 695,718.56 | -130,362.40 | -19% | 1,056,707 | 424,919.40 |
| DEPARTMENT 3300 " COURT " | 167,004.22 | 188,319.77 | -21,315.55 | -11% | 282,480 | 217,368.99 |
| DEPARTMENT 3000 " BOARD " | 28,507.81 | 25,602.18 | 2,905.63 | 11% | 38,403 | 42,338.15 |
| SUMMARY TOTAL | 5,101,231.44 | 5,174,899.29 | -73,667.85 | | 7,765,478 | 5,070,513.15 |
| | | | -0.95% | | | |

**OWEN SOUND POLICE SERVICES
FINANCIAL REPORT - JULY 2020
DEPARTMENT 3000 POLICE SERVICES BOARD**

page 4a

| | 2020 | PERIOD | | 2020 | 2019 |
|--|------------------|------------------|------------------|----------------|------------------|
| | ACTUALS | BUDGET | VARIANCE | BUDGET | ACTUALS |
| PERSONNEL - GENERAL | | | | | |
| One time funding Pr Yr Res | | | 0.00 | | |
| Donations | | | | | (4,500.00) |
| From BOARD Reserves (Appreciation) | | -18,958.33 | 18,958.33 | -32,500 | 2,500.00 |
| Remuneration | 5,562.00 | 6,783.96 | -1,221.96 | 11,630 | 5,562.00 |
| Wages - Full Time | 9,102.56 | 8,959.57 | 142.99 | 15,359 | 8,533.65 |
| Reallocated Wages | 5,164.25 | 5,164.25 | 0.00 | 8,853 | 5,164.25 |
| PAYROLL BENEFIT OVERHEAD | 2,559.32 | 2,777.47 | -218.15 | 4,761 | 2,560.05 |
| Accrued Payroll Expense | -1,479.17 | 0.00 | -1,479.17 | | - |
| Appreciation functions | 27.00 | 5,833.33 | -5,806.33 | 10,000 | 2,608.85 |
| Expense Recovery | -900.00 | 0.00 | -900.00 | 0 | - |
| Total PERSONNEL - GENERAL | 20,035.96 | 10,560.24 | 9,475.72 | 18,103 | 22,428.80 |
| ADMINISTRATION | | | | | |
| One time funding | | | | | |
| Professional Development | 0.00 | 3,500.00 | -3,500.00 | 6,000 | 4,891.65 |
| Memberships | 3,629.99 | 962.50 | 2,667.49 | 1,650 | 1,672.38 |
| Meeting Expenses | 940.26 | 583.33 | 356.93 | 1,000 | 228.71 |
| Office Supplies & Expense | 81.65 | 291.67 | -210.02 | 500 | 538.00 |
| Advertising | 0.00 | 583.33 | -583.33 | 1,000 | 483.93 |
| Telephones | 345.71 | 670.83 | -325.12 | 1,150 | 412.03 |
| Legal Fees | 1,196.70 | 5,250.00 | -4,053.30 | 9,000 | 740.81 |
| Consultants fees | 0.00 | 0.00 | 0.00 | 0 | 7,516.71 |
| Total ADMINISTRATION | 6,194.31 | 11,841.67 | -5,647.36 | 20,300 | 16,484.22 |
| POLICE SERVICE BOARD ACTIVITIES | | | | | |
| Revenue | -2,727.73 | 0.00 | -2,727.73 | 0 | |
| External Police Reports | -70,714.95 | 0.00 | -70,714.95 | 0 | |
| From Prior Reserves | 0.00 | 0.00 | 0.00 | 0 | |
| Interest Revenue | -1,542.32 | 0.00 | -1,542.32 | 0 | |
| Bank Charges | 89.89 | 0.00 | 89.89 | 0 | |
| Office Supplies | 0.00 | 0.00 | 0.00 | 0 | |
| To Police Board Reserves | 74,895.11 | 0.00 | 74,895.11 | 0 | |
| Total POL SERV BOARD ACTIVITIES | 0.00 | 0.00 | 0.00 | 0 | 0.00 |
| TOTAL DEPARTMENT 3000 | 26,230.27 | 22,401.91 | 3,828.36 | 38,403 | 38,913.02 |

**OWEN SOUND POLICE SERVICES
FINANCIAL REPORT - JULY 2020
DEPARTMENT 3100 POLICE OFFICERS**

| | 2020 | PERIOD | | page 1a 2020 | 2019 |
|---|---------------------|---------------------|-------------------|------------------|---------------------|
| | ACTUALS | BUDGET | VARIANCE | BUDGET | ACTUALS |
| CPP Grant | -45,937.50 | -107,187.50 | 61,250.00 | -183,750 | 0.01 |
| Total REVENUE - GENERAL | -45,937.50 | -107,187.50 | 61,250.00 | -183,750 | 0.01 |
| PERSONNEL | | | | | |
| OFFICERS - Wages -Full time | 2,443,728.44 | 2,396,855.08 | 46,873.36 | 4,108,894 | 2,149,045.96 |
| OFFICERS - Wages -Part time | 117,204.04 | 143,856.07 | -26,652.03 | 246,610 | 101,545.88 |
| Wages - Contingency | | -80,267.23 | 80,267.23 | -137,601 | 0.00 |
| Wages - Overtime | 45,037.76 | 43,750.00 | 1,287.76 | 75,000 | 43,173.62 |
| Wages RECOVERY WSIB | -65,867.40 | 0.00 | -65,867.40 | 0 | |
| Accrued Payroll Expense | -84,696.07 | 11,666.67 | -96,362.74 | 20,000 | -8,445.67 |
| PAYROLL BENEFIT OVERHEAD | 771,537.45 | 739,720.64 | 31,816.81 | 1,268,093 | 715,289.85 |
| Travel expense | 36.78 | 583.33 | -546.55 | 1,000 | 501.20 |
| Clothing & C. Allowance | 5,866.57 | 8,166.67 | -2,300.10 | 14,000 | 6,873.06 |
| Uniforms & Equipment | 11,780.97 | 11,666.67 | 114.30 | 20,000 | 12,770.98 |
| Pensioners Benefits | 80,181.93 | 106,750.00 | -26,568.07 | 183,000 | 76,110.54 |
| Car Allowances | 5,600.00 | 5,600.00 | 0.00 | 9,600 | 4,800.00 |
| Professional Development | 20,016.38 | 29,166.67 | -9,150.29 | 50,000 | 18,197.97 |
| Memberships | 8,105.76 | 4,958.33 | 3,147.43 | 8,500 | 9,341.76 |
| Donations | | 0.00 | 0.00 | | 500.00 |
| Reallocated Wages | 32,585.91 | 32,585.90 | 0.01 | 55,862 | 32,585.91 |
| Recovery | 2,278.51 | -1,458.33 | 3,736.84 | -2,500 | 64,727.20 |
| Total Personnel - GENERAL | 3,393,397.03 | 3,453,600.47 | -60,203.44 | 5,920,458 | 3,227,018.26 |
| Personnel - PAID DUTY | | | | | |
| Paid Duty REVENUE | -5,538.87 | -23,333.33 | 17,794.46 | -40,000 | -4,498.00 |
| Wages - Overtime Incl. Benefits | 1,656.88 | 9,333.33 | -7,676.45 | 16,000 | 2,494.13 |
| Total Personnel - PAID DUTY | -3,881.99 | -14,000.00 | 10,118.01 | -24,000 | -2,004 |
| Personnel - R.I.D.E. Program | | | | | |
| RIDE - Ontario Grants | -12,624.31 | -7,943.83 | -4,680.48 | -13,618 | -13,460.00 |
| RIDE - Wages - Overtime Incl. Benefits | 3,064.68 | 7,943.83 | -4,879.15 | 13,618 | 8,190.22 |
| Total Personnel - R.I.D.E.Program | -9,559.63 | 0.00 | -9,559.63 | 0 | -5,269.78 |
| Personnel - AUXILIARY POLICE | | | | | |
| REVENUE | 0.00 | 0.00 | 0.00 | 0 | |
| Clothing & C. Allowance (December) | 0.00 | 875.00 | -875.00 | 1,500 | |
| Uniforms & Equipment | 689.93 | 1,750.00 | -1,060.07 | 3,000 | 102.27 |
| Professional Development | 67.81 | 291.67 | -223.86 | 500 | |
| Miscellaneous Expense | 0.00 | 0.00 | 0.00 | 0 | |
| Total Personnel - AUXILIARY POLICE | 757.74 | 2,916.67 | -2,158.93 | 5,000 | 102.27 |
| PERSONNEL TOTAL | 3,380,713.15 | 3,442,517.13 | -61,803.98 | 5,901,458 | 3,219,846.88 |
| ADMINISTRATION | | | | | |
| Admin - CISO | | | | | |
| CISO Grant | -3,150.44 | -4,666.67 | 1,516.23 | -8,000 | |
| CISO Repairs | 239.03 | 0.00 | 239.03 | | |
| CISO Vehicle Lease/Expense | 4,984.35 | 3,733.33 | 1,251.02 | 6,400 | |
| Total Admin - CISO | 2,072.94 | -933.33 | 3,006.27 | -1,600.00 | 0.00 |
| Admin - CRIME PREVENTION | | | | | |
| STOP / Y.I.P.I. GRANTS | -13,100.00 | 0.00 | -13,100.00 | 0 | |
| Donations (D.A.R.E.) | -9,498.43 | -1,166.67 | -8,331.76 | -2,000 | -11,657.76 |
| Wages - Part Time | 2,138.14 | 0.00 | 2,138.14 | 0 | 1,177.71 |
| Wages - Full Time | 41,188.78 | 38,514.27 | 2,674.51 | 66,024 | |
| Reallocated Wages | | 0.00 | 0.00 | 0 | 24,789.10 |
| PAYROLL BENEFIT OVERHEAD | 12,588.87 | 11,939.43 | 649.44 | 20,468 | 166.50 |
| Clothing & C. Allowance | 54.02 | 58.33 | -4.31 | 100 | 40.52 |
| Accrued Payroll Expense | -422.89 | 0.00 | -422.89 | 0 | -95.76 |
| Meeting Expenses | 17.30 | 0.00 | 17.30 | 0 | |
| Office Supplies & Mail Hydro & supplies | 355.95 | 0.00 | 355.95 | 0 | 600.66 |
| Materials & Supplies | 3,374.82 | 1,750.00 | 1,624.82 | 3,000 | 6,361.51 |
| Promotion Exp (Incl.Advertising) | 1,130.58 | 583.33 | 547.25 | 1,000 | 379.45 |
| Misc. (Training/POC Grant Expenses) | 991.31 | 58.33 | 932.98 | 100 | |
| Telephones | 344.75 | 379.17 | -34.42 | 650 | 817.34 |
| Total Admin. - CRIME PREVENTION | 39,163.20 | 52,116.20 | -12,953.00 | 89,342 | 22,579.27 |

**OWEN SOUND POLICE SERVICES
FINANCIAL REPORT - JULY 2020
DEPARTMENT 3100 POLICE OFFICERS**

page 1b
2020

| | ACTUALS | PERIOD BUDGET | VARIANCE | BUDGET | |
|--------------------------------------|---------------------|---------------------|-------------------|---------------------|---------------------|
| Administration - USE OF FORCE | | | | | |
| Materials & Supplies | 10,856.51 | 7,000.00 | 3,856.51 | 12,000 | 5,009.65 |
| Administration - GENERAL | | | | | |
| Bank Charges | 1,242.10 | 875.00 | 367.10 | 1,500 | 1,164.74 |
| Meeting Expenses | | 875.00 | -875.00 | 1,500 | 169.68 |
| Investigation Expense | 2,193.95 | 4,083.33 | -1,889.38 | 7,000 | 3,318.74 |
| Postage/Courier/Shipping | 1,213.36 | 1,458.33 | -244.97 | 2,500 | 1,590.11 |
| Photocopy / Lease charges | 5,620.47 | 5,425.00 | 195.47 | 9,300 | 5,569.57 |
| Office Supplies & Expense | 11,852.43 | 10,500.00 | 1,352.43 | 18,000 | 13,931.63 |
| Subscriptions/Publications | 1,676.54 | 2,041.67 | -365.13 | 3,500 | 6,727.02 |
| HR Contract | 2,442.24 | 10,401.24 | -7,959.00 | 17,831 | 12,211.18 |
| Counselling | 17,703.21 | 16,027.36 | 1,675.85 | 27,475 | 12,407.63 |
| Advertising | | 583.33 | -583.33 | 1,000 | |
| Miscellaneous Expense | 401.36 | 0.00 | 401.36 | 0 | 276.80 |
| Telephones | 18,640.01 | 19,833.33 | -1,193.32 | 34,000 | 16,454.20 |
| Legal Fees | | 1,458.33 | -1,458.33 | 2,500 | |
| Office Equip.Lease/Rental | 4,263.75 | 7,583.33 | -3,319.58 | 13,000 | 3,979.50 |
| Total Administration - GENERAL | 67,249.42 | 81,145.27 | -13,895.85 | 139,106.17 | 77,800.80 |
| ADMINISTRATION TOTAL | 119,342.07 | 139,328.13 | -19,986.06 | 238,848.23 | 105,389.72 |
| EQUIPMENT | | | | | |
| Equipment - GENERAL | | | | | |
| Licence | 2,516.83 | 864.50 | 1,652.33 | 1,482 | 1,076.88 |
| Fuel | 26,690.89 | 35,000.00 | -8,309.11 | 60,000 | 32,628.12 |
| Repairs/ Parts & Materials | 23,701.26 | 20,416.67 | 3,284.59 | 35,000 | 9,431.98 |
| Photo & I.D. Exp/Equipment | 3,043.46 | 3,791.67 | -748.21 | 6,500 | 4,008.06 |
| Insurance | 23,295.00 | 20,000.00 | 3,295.00 | 20,000 | 15,426.89 |
| Service Agreements | 98,672.93 | 88,491.67 | 10,181.26 | 151,700 | 123,943.47 |
| Expense recovery | -814.69 | 0.00 | -814.69 | | 1,985.08 |
| Vehicle Leases | | 0.00 | 0.00 | | |
| Total Equipment - GENERAL | 177,105.68 | 168,564.50 | 8,541.18 | 274,682.00 | 188,500.48 |
| Equipment - (Comm.Serv.) | | | | | |
| Fuel | | 0.00 | 0.00 | 0 | |
| Repairs | 3,062.81 | 1,750.00 | 1,312.81 | 3,000 | 1,099.93 |
| Insurance & Licence | 2,629.00 | 816.67 | 1,812.33 | 1,400 | 1,328.00 |
| Total Equipment - GENERAL | 5,691.81 | 2,566.67 | 3,125.14 | 4,400.00 | 2,427.93 |
| EQUIPMENT TOTAL | 182,797.49 | 171,131.17 | 11,666.32 | 279,082.00 | 190,928.41 |
| CAPITAL - GENERAL | | | | | |
| For Future Financing | 50,000.00 | | 50,000.00 | | |
| Office Equipment | 2,145.08 | 0.00 | 2,145.08 | | 793.73 |
| Computer equipment | 38,318.87 | 0.00 | 38,318.87 | | 19,658.85 |
| Software | | 0.00 | 0.00 | | 34,460.44 |
| Automobiles | | 0.00 | 0.00 | | 6,739.19 |
| Use of Force | | 0.00 | 0.00 | | 7,378.12 |
| Video Equipment | | 0.00 | 0.00 | | |
| Communications Equipment | 67,580.34 | 0.00 | 67,580.34 | | 3,006.41 |
| Identification Equipment | 3,866.87 | 0.00 | 3,866.87 | | |
| Building Improvements | | 0.00 | 0.00 | | |
| All Other Equipment | 30,774.10 | 88,812.50 | -58,038.40 | 152,250 | -6,396.95 |
| From Board Reserve | | 0.00 | 0.00 | 0 | |
| To Board Reserves | | 0.00 | 0.00 | | |
| All Other Capital Items | | 0.00 | 0.00 | | 6,385.87 |
| Provincial Grant | -93,176.00 | 0.00 | -93,176.00 | | |
| Software Capital | | 0.00 | 0.00 | | |
| Communication Capital | 8,175.76 | 0.00 | 8,175.76 | | |
| Sale of Fixed Assets | -2,073.85 | 0.00 | -2,073.85 | | |
| CAPITAL TOTAL | 105,611.17 | 88,812.50 | 16,798.67 | 152,250.00 | 72,025.66 |
| TOTAL DEPARTMENT 3100 | 3,742,526.38 | 3,734,601.43 | 7,924.95 | 6,387,888.17 | 3,588,190.68 |

OWEN SOUND POLICE SERVICES
FINANCIAL REPORT - JULY 2020
DEPARTMENT 3200 POLICE CIVILIANS

| | 2020 | PERIOD | | page 2a 2020 | 2019 |
|--|----------------------|--------------------|--------------------|-------------------|----------------------|
| | ACTUALS | BUDGET | VARIANCE | BUDGET | ACTUALS |
| REVENUE - Dispatch | | | | | |
| CPP GRANT | | 0.00 | 0.00 | 0 | -0.01 |
| Dispatch Recovery O/MUN | -716,316.37 | -546,801.17 | -169,515.20 | -937,373 | -648,802.04 |
| Fire Paging Revenues | -154,649.19 | -118,564.29 | -36,084.91 | -203,253 | -187,879.23 |
| Owen Sound Fire Department | -77,694.58 | -45,321.84 | -32,372.74 | -77,695 | -76,362.30 |
| E911 County Revenue | -92,108.80 | -53,730.13 | -38,378.67 | -92,109 | -92,089.76 |
| Total REVENUE - Dispatch | -1,040,768.94 | -764,417.42 | -276,351.52 | -1,310,430 | -1,005,133.34 |
| PERSONNEL | | | | | |
| DISPATCH - Wages -Full time | 331,862.63 | 411,904.53 | -80,041.90 | 706,122 | 402,195.07 |
| Wages - Part Time | 301,289.39 | 262,108.97 | 39,180.42 | 449,330 | 270,040.95 |
| Wages - Overtime | 18,596.79 | 2,916.67 | 15,680.12 | 5,000 | 15,710.30 |
| Software Licence & Upgrades | 0.00 | 0.00 | 0.00 | 0 | |
| Reallocated Wages | | 0.00 | 0.00 | 0 | -93,452.31 |
| Accrued Payroll Expense | -50,338.92 | 2,041.67 | -52,380.59 | 3,500 | -23,581.11 |
| PAYROLL BENEFIT OVERHEAD | 136,939.27 | 167,006.89 | -30,067.62 | 286,298 | 168,346.05 |
| Contract Services | 36,352.50 | 0.00 | 36,352.50 | | |
| Clothing Allowance | 106.44 | 0.00 | | | 89.50 |
| Travel expense | 85.16 | 0.00 | 85.16 | | 67.82 |
| Professional Development | 6,405.05 | 17,500.00 | -11,094.95 | 30,000 | 4,923.18 |
| Total Personnel - DISPATCH | 781,298.31 | 863,478.72 | -82,286.85 | 1,480,249 | 744,339.45 |
| Personnel - RECORDS/DATA ENTRY | | | | | |
| REVENUE - POLICE REPORTS | -19,233.82 | -23,333.33 | 4,099.51 | -40,000 | -25,988.52 |
| Records Management Revenue | 0.00 | -20,416.67 | 20,416.67 | -35,000 | -25,456.79 |
| Accrued Payroll Expense | -15,673.56 | 0.00 | -15,673.56 | | -9,567.86 |
| RECORDS - Wages -Full time | 234,397.34 | 169,869.70 | 64,527.64 | 291,205 | 116,054.22 |
| Wages - Part Time | 55,435.16 | 51,188.43 | 4,246.73 | 87,752 | 93,832.71 |
| Wages - Overtime | 2,413.48 | 875.00 | 1,538.48 | 1,500 | 3,203.40 |
| Reallocated Wages | | 0.00 | 0.00 | 0 | -4,562.39 |
| PAYROLL BENEFIT OVERHEAD | 79,937.50 | 60,337.87 | 19,599.63 | 103,436 | 47,373.32 |
| Total Personnel - RECORDS/DATA ENTRY | 337,276.10 | 238,521.00 | 98,755.10 | 408,893 | 194,888.09 |
| Personnel - ADMINISTRATION | | | | | |
| SECRETARIAL - Wages -Full time | 36,410.40 | 36,012.72 | 397.68 | 61,736 | 34,134.75 |
| Accrued Payroll Expense | -2,966.67 | 0.00 | -2,966.67 | | -2,274.46 |
| Reallocated Wages | | 0.00 | 0.00 | 0 | 56,413.56 |
| Wages - Part Time | 32,411.06 | 30,250.80 | 2,160.26 | 51,859 | 29,323.42 |
| PAYROLL BENEFIT OVERHEAD | 15,825.03 | 15,701.57 | 123.46 | 26,917 | 14,570.98 |
| Total Personnel - ADMINISTRATION | 81,679.82 | 81,965.09 | -285.27 | 140,512 | 132,168.25 |
| Personnel - Cell Block Monitoring | | | | | |
| Wages - Part time | | 102,200.00 | | 175,200 | |
| Record Checks Revenue | | -209,883.33 | | -359,800 | |
| Payroll Benefits Overhead | | 15,330.00 | | 26,280 | |
| Total Personnel - Cell Block Monitoring | 0 | -92,353 | 0 | -158,320 | 0 |
| Personnel - IDENTIFICATION UNIT | | | | | |
| IDENTIFICATION - Wages -Full time | 48,805.51 | 45,514.93 | 3,290.58 | 78,026 | 41,428.80 |
| Accrued Payroll Expense | -1,418.26 | 0.00 | -1,418.26 | | |

| | | | | | |
|---------------------------------------|-----------|-----------|-----------|----------------|-----------|
| PAYROLL BENEFIT OVERHEAD | 15,129.68 | 14,109.63 | 1,020.05 | 24,188 | 12,428.70 |
| Total Personnel - IDENTIFICATION UNIT | 62,516.93 | 51,106.77 | 11,410.16 | 102,214 | 53,857.50 |

**OWEN SOUND POLICE SERVICES
FINANCIAL REPORT - JULY 2020
DEPARTMENT 3200 POLICE CIVILIANS**

page 2b

| | 2020 ACTUALS | PERIOD BUDGET | VARIANCE | 2020 BUDGET | 2019 ACTUALS |
|--|---------------------|---------------------|--------------------|---------------------|---------------------|
| Personnel - LICENCING/CPIC | | | | | |
| REVENUE - PERMITS/BYLAW | -2,669.96 | -11,666.67 | 8,996.71 | -20,000 | -6,205.00 |
| LICENCE - Wages | 36,269.08 | 33,941.18 | 2,327.90 | 58,185 | 31,995.60 |
| Wages - Overtime | | 0.00 | 0.00 | | 479.93 |
| Accrued Payroll Expense | -1,093.18 | 0.00 | -1,093.18 | | |
| PAYROLL BENEFIT OVERHEAD | 11,243.38 | 10,521.76 | 721.62 | 18,037 | 9,598.65 |
| Total Personnel - LICENCING/CPIC | 43,749.32 | 32,796.28 | 10,953.04 | 56,222 | 35,869.18 |
| Personnel - SWITCHBOARD | | | | | |
| WAGES - Full Time | 19,199.49 | 35,740.17 | -16,540.68 | 61,269 | 2,297.81 |
| Wages - Part Time | 66,098.55 | 31,496.95 | 34,601.60 | 53,995 | 39,034.66 |
| Wages - Overtime | 811.13 | 0.00 | 811.13 | | 1,019.97 |
| Accrued Payroll Expense | -4,785.56 | 0.00 | -4,785.56 | | -6,490.89 |
| Payroll Benefit Overhead | 14,569.58 | 15,804.00 | -1,234.42 | 27,093 | 5,968.28 |
| Total Personnel - SWITCHBOARD | 95,893.19 | 83,041.12 | 12,852.07 | 142,356.21 | 41,829.83 |
| Personnel - Information Technology Services | | | | | |
| IT/Records Management Revenue | -20,457.40 | -35,000.00 | 14,542.60 | -60,000 | |
| IT Wages - Full Time | 109,706.57 | 104,744.27 | 4,962.30 | 179,562 | |
| Payroll Benefits Overhead | 34,009.07 | 32,470.73 | 1,538.35 | 55,664 | |
| Reallocated Wages | -37,750.16 | -37,750.15 | -0.01 | -64,715 | |
| Payroll Accrual | | 0.00 | 0.00 | | |
| Total Personnel - Information Technology Serv | 85,508.08 | 64,464.84 | 21,043.24 | 110,511 | 0 |
| PERSONNEL TOTAL | 1,402,413.67 | 1,350,908.98 | 51,398.25 | 2,282,637.05 | 1,202,952.30 |
| ADMINISTRATION | | | | | |
| Pensioners Benefits | 13,263.50 | 23,333.33 | -10,069.83 | 40,000 | 13,930.54 |
| Telephone | 66,961.47 | 27,708.33 | 39,253.14 | 47,500 | 51,801.43 |
| Telephone Cost RECOVERY | -19,268.00 | -5,833.33 | -13,434.67 | -10,000 | -22,604.63 |
| EQUIPMENT - General | | | | | |
| Repairs to Equipment | 3,318.43 | 4,083.33 | -764.90 | 7,000 | 1,446.99 |
| ADMINISTRATION & EQUIPMENT TOTAL | 64,275.40 | 49,291.67 | 14,983.73 | 84,500 | 44,574.33 |
| TOTAL DEPARTMENT 3200 | 425,920.13 | 635,783.22 | -209,969.53 | 1,056,707 | 242,393.29 |

OWEN SOUND POLICE SERVICES
FINANCIAL REPORT - JULY 2020
DEPARTMENT 3300 COURT SECURITY

page 3a

| | 2020 | PERIOD | | 2020 | 2019 |
|---|-------------------|-------------------|-------------------|-----------------|-------------------|
| | ACTUALS | BUDGET | VARIANCE | BUDGET | ACTUALS |
| Personnel - COURT CASE MANAGERS | | | | | |
| Wages -Full time | 57,834.90 | 91,503.31 | -33,668.41 | 156,863 | 91,452.00 |
| Wages - Contingency | | -4,011.98 | 4,011.98 | -6,878 | |
| Wages - Overtime | | 583.33 | -583.33 | 1,000 | |
| PAYROLL BENEFIT OVERHEAD | 17,320.69 | 27,122.31 | -9,801.62 | 46,495 | 27,435.60 |
| Accrued Payroll Expense | -1,820.58 | 875.00 | -2,695.58 | 1,500 | |
| Earnings recovery | | 0.00 | 0.00 | 0 | -20,938.12 |
| Clothing & C. Allowance | | 0.00 | 0.00 | 0 | |
| Travel Expenses | | 0.00 | 0.00 | 0 | |
| Total Personnel - GENERAL | 73,335.01 | 116,071.97 | -42,736.96 | 198,981 | 97,949.48 |
| Personnel - SPECIAL CONSTABLES | | | | | |
| From Prior Reserves | | | | | |
| SPEC. - Wages - Part time | 198,613.53 | 198,860.33 | -246.80 | 340,903 | 246,059.93 |
| SPEC. - Wages - Full time | 41,759.39 | 40,286.92 | 1,472.47 | 69,063 | |
| Wages - Overtime | 344.42 | 875.00 | -530.58 | 1,500 | 1,963.06 |
| Retirement incentive | | 0.00 | 0.00 | 0 | |
| Pension benefits | 1,805.04 | 5,104.17 | -3,299.13 | 8,750 | 2,034.27 |
| PAYROLL BENEFIT OVERHEAD | 39,424.47 | 42,317.99 | -2,893.52 | 72,545 | 34,805.31 |
| Clothing & C. Allowance | 675.25 | 904.17 | -228.92 | 1,550 | 738.30 |
| Training | | 2,916.67 | -2,916.67 | 5,000 | 407.04 |
| Uniforms & Equipment | 1,142.79 | 1,458.33 | -315.54 | 2,500 | 1,153.58 |
| Accrued Payroll Expense | -22,149.00 | 0.00 | -22,149.00 | | -15,683.57 |
| Government Grant | -105,553.18 | -246,290.75 | 140,737.57 | -422,213 | -227,259.66 |
| Total Personnel - SPEC. CONSTABLES | 156,062.71 | 46,432.83 | 109,629.88 | 79,599 | 44,218.26 |
| PERSONNEL TOTAL | 229,397.72 | 162,504.80 | 66,892.92 | 278,580 | 142,167.74 |
| Administration - GENERAL | | | | | |
| Prisoner & Escort Expenses | 3,397.12 | 1,166.67 | 2,230.45 | 2,000 | 4,660.52 |
| Prisoner & Escort RECOVERY | -633.90 | -583.33 | -50.57 | -1,000 | -4,828.74 |
| Miscellaneous Expense | 586.86 | 291.67 | 295.19 | 500 | 147.53 |
| Telephone Lines and Leases | 867.24 | 1,400.00 | -532.76 | 2,400 | 806.15 |
| Total Administration - GENERAL | 4,217.32 | 2,275.00 | 1,942.32 | 3,900 | 785.46 |
| TOTAL DEPARTMENT 3300 | 233,615.04 | 164,779.80 | 68,835.24 | 282,480 | 142,953.20 |

**OWEN SOUND POLICE SERVICES
FINANCIAL REPORT - JULY 2020**

DEPARTMENTS 3000 - 3100 - 3200 - 3300

| | ACTUALS | BUDGET | VARIANCE | % by Dept. | 2020 BUDGET | 2019 Actuals |
|-------------------------------|---------------------|---------------------|--------------------|---------------|------------------|---------------------|
| DEPARTMENT 3100 " OFFICERS " | 3,636,915.21 | 3,645,788.93 | -8,873.72 | 0% | 6,235,638 | 3,516,165.02 |
| CAPITAL ASSETS | 105,611.17 | 88,812.50 | 16,798.67 | | 152,250 | 72,025.66 |
| DEPARTMENT 3200 " CIVILIANS " | 425,920.13 | 635,783.22 | -209,863.09 | -33% | 1,056,707 | 242,393.29 |
| DEPARTMENT 3300 " COURT " | 233,615.04 | 164,779.80 | 68,835.24 | 42% | 282,480 | 142,953.20 |
| DEPARTMENT 3000 " BOARD " | 26,230.27 | 22,401.91 | 3,828.36 | 17% | 38,403 | 38,913.02 |
| SUMMARY TOTAL | 4,428,291.82 | 4,557,566.36 | -129,274.54 | | 7,765,478 | 4,012,450.19 |
| | | | -1.66% | | | |

**OWEN SOUND POLICE SERVICES
FINANCIAL REPORT - JUNE 2020
DEPARTMENT 3000 POLICE SERVICES BOARD**

page 4a

| | 2020 ACTUALS | PERIOD BUDGET | VARIANCE | 2020 BUDGET | 2019 ACTUALS |
|--|------------------|------------------|------------------|----------------|------------------|
| PERSONNEL - GENERAL | | | | | |
| One time funding Pr Yr Res | | | 0.00 | | |
| Donations | | | | | (4,500.00) |
| From BOARD Reserves (Appreciation) | | -16,250.00 | 16,250.00 | -32,500 | |
| Remuneration | 5,562.00 | 5,814.82 | -252.82 | 11,630 | 5,562.00 |
| Wages - Full Time | 7,395.83 | 7,679.63 | -283.80 | 15,359 | 7,395.83 |
| Reallocated Wages | 4,426.50 | 4,426.50 | 0.00 | 8,853 | 4,426.50 |
| PAYROLL BENEFIT OVERHEAD | 2,086.80 | 2,380.69 | -293.89 | 4,761 | 2,218.71 |
| Accrued Payroll Expense | -1,479.17 | 0.00 | -1,479.17 | | - |
| Appreciation functions | 27.00 | 5,000.00 | -4,973.00 | 10,000 | 3,259.57 |
| Expense Recovery | -900.00 | 0.00 | -900.00 | 0 | 2,500.00 |
| Total PERSONNEL - GENERAL | 17,118.96 | 9,051.64 | 8,067.33 | 18,103 | 20,862.61 |
| ADMINISTRATION | | | | | |
| One time funding | | | | | |
| Professional Development | 0.00 | 3,000.00 | -3,000.00 | 6,000 | 4,891.65 |
| Memberships | 3,629.99 | 825.00 | 2,804.99 | 1,650 | 1,672.38 |
| Meeting Expenses | 940.26 | 500.00 | 440.26 | 1,000 | 226.21 |
| Office Supplies & Expense | 81.65 | 250.00 | -168.35 | 500 | 524.18 |
| Advertising | 0.00 | 500.00 | -500.00 | 1,000 | 483.93 |
| Telephones | 296.46 | 575.00 | -278.54 | 1,150 | 412.03 |
| Legal Fees | 1,196.70 | 4,500.00 | -3,303.30 | 9,000 | 740.81 |
| Consultants fees | 0.00 | 0.00 | 0.00 | 0 | 7,516.71 |
| Total ADMINISTRATION | 6,145.06 | 10,150.00 | -4,004.94 | 20,300 | 16,467.90 |
| POLICE SERVICE BOARD ACTIVITIES | | | | | |
| Revenue | -2,727.73 | 0.00 | -2,727.73 | 0 | |
| External Police Reports | -70,714.95 | 0.00 | -70,714.95 | 0 | |
| From Prior Reserves | 0.00 | 0.00 | 0.00 | 0 | |
| Interest Revenue | -1,542.32 | 0.00 | -1,542.32 | 0 | |
| Bank Charges | 89.89 | 0.00 | 89.89 | 0 | |
| Office Supplies | 0.00 | 0.00 | 0.00 | 0 | |
| To Police Board Reserves | 74,895.11 | 0.00 | 74,895.11 | 0 | |
| Total POL SERV BOARD ACTIVITIES | 0.00 | 0.00 | 0.00 | 0 | 0.00 |
| TOTAL DEPARTMENT 3000 | 23,264.02 | 19,201.64 | 4,062.39 | 38,403 | 37,330.51 |

**OWEN SOUND POLICE SERVICES
FINANCIAL REPORT - JUNE 2020
DEPARTMENT 3100 POLICE OFFICERS**

| | 2020 | PERIOD | | page 1a 2020 | 2019 |
|---|---------------------|---------------------|--------------------|------------------|---------------------|
| | ACTUALS | BUDGET | VARIANCE | BUDGET | ACTUALS |
| CPP Grant | -45,937.50 | -91,875.00 | 45,937.50 | -183,750 | 0.01 |
| Total REVENUE - GENERAL | -45,937.50 | -91,875.00 | 45,937.50 | -183,750 | 0.01 |
| PERSONNEL | | | | | |
| OFFICERS - Wages -Full time | 1,974,386.50 | 2,054,447.21 | -80,060.71 | 4,108,894 | 1,874,365.80 |
| OFFICERS - Wages -Part time | 96,999.78 | 123,305.20 | -26,305.42 | 246,610 | 90,868.53 |
| Wages - Contingency | | -68,800.48 | 68,800.48 | -137,601 | |
| Wages - Overtime | 41,024.08 | 37,500.00 | 3,524.08 | 75,000 | 36,529.66 |
| Wages RECOVERY WSIB | -61,279.68 | 0.00 | -61,279.68 | 0 | |
| Accrued Payroll Expense | -84,696.07 | 10,000.00 | -94,696.07 | 20,000 | -8,445.67 |
| PAYROLL BENEFIT OVERHEAD | 626,592.79 | 634,046.27 | -7,453.47 | 1,268,093 | 623,954.47 |
| Travel expense | 36.78 | 500.00 | -463.22 | 1,000 | 501.20 |
| Clothing & C. Allowance | 4,988.17 | 7,000.00 | -2,011.83 | 14,000 | 6,873.06 |
| Uniforms & Equipment | 11,112.48 | 10,000.00 | 1,112.48 | 20,000 | 10,674.21 |
| Pensioners Benefits | 69,280.20 | 91,500.00 | -22,219.80 | 183,000 | 64,950.64 |
| Car Allowances | 4,800.00 | 4,800.00 | 0.00 | 9,600 | 4,000.00 |
| Professional Development | 20,016.38 | 25,000.00 | -4,983.62 | 50,000 | 16,829.95 |
| Memberships | 8,105.76 | 4,250.00 | 3,855.76 | 8,500 | 9,161.76 |
| Donations | | 0.00 | 0.00 | | 500.00 |
| Reallocated Wages | 27,930.78 | 27,930.78 | 0.00 | 55,862 | 27,930.78 |
| Recovery | 8,064.32 | -1,250.00 | 9,314.32 | -2,500 | 63,780.84 |
| Total Personnel - GENERAL | 2,747,362.27 | 2,960,228.97 | -212,866.70 | 5,920,458 | 2,822,475.23 |
| Personnel - PAID DUTY | | | | | |
| Paid Duty REVENUE | -5,538.87 | -20,000.00 | 14,461.13 | -40,000 | -4,498.00 |
| Wages - Overtime Incl. Benefits | 1,656.88 | 8,000.00 | -6,343.12 | 16,000 | 1,638.76 |
| Total Personnel - PAID DUTY | -3,881.99 | -12,000.00 | 8,118.01 | -24,000 | -2,859 |
| Personnel - R.I.D.E. Program | | | | | |
| RIDE - Ontario Grants | 0.00 | -6,809.00 | 6,809.00 | -13,618 | -13,460.00 |
| RIDE - Wages - Overtime Incl. Benefits | 3,064.68 | 6,809.00 | -3,744.32 | 13,618 | 7,007.38 |
| Total Personnel - R.I.D.E.Program | 3,064.68 | 0.00 | 3,064.68 | 0 | -6,452.62 |
| Personnel - AUXILIARY POLICE | | | | | |
| REVENUE | 0.00 | 0.00 | 0.00 | 0 | |
| Clothing & C. Allowance (December) | 0.00 | 750.00 | -750.00 | 1,500 | |
| Uniforms & Equipment | 689.93 | 1,500.00 | -810.07 | 3,000 | |
| Professional Development | 67.81 | 250.00 | -182.19 | 500 | |
| Miscellaneous Expense | 0.00 | 0.00 | 0.00 | 0 | |
| Total Personnel - AUXILIARY POLICE | 757.74 | 2,500.00 | -1,742.26 | 5,000 | 0.00 |
| PERSONNEL TOTAL | 2,747,302.70 | 2,950,728.97 | -203,426.27 | 5,901,458 | 2,813,163.37 |
| ADMINISTRATION | | | | | |
| Admin - CISO | | | | | |
| CISO Grant | -3,150.44 | -4,000.00 | 849.56 | -8,000 | |
| CISO Repairs | 239.03 | 0.00 | 239.03 | | |
| CISO Vehicle Lease/Expense | 4,516.82 | 3,200.00 | 1,316.82 | 6,400 | |
| Total Admin - CISO | 1,605.41 | -800.00 | 2,405.41 | -1,600.00 | 0.00 |
| Admin - CRIME PREVENTION | | | | | |
| STOP / Y.I.P.I. GRANTS | -13,100.00 | 0.00 | -13,100.00 | 0 | |
| Donations (D.A.R.E.) | -9,498.43 | -1,000.00 | -8,498.43 | -2,000 | -11,657.76 |
| Wages - Part Time | 325.42 | 0.00 | 325.42 | 0 | 1,023.08 |
| Wages - Full Time | 33,490.60 | 33,012.24 | 478.36 | 66,024 | |
| Reallocated Wages | | 0.00 | 0.00 | 0 | 21,247.80 |
| PAYROLL BENEFIT OVERHEAD | 10,032.77 | 10,233.80 | -201.03 | 20,468 | 145.92 |
| Clothing & C. Allowance | 54.02 | 50.00 | 4.02 | 100 | 40.52 |
| Accrued Payroll Expense | -422.89 | 0.00 | -422.89 | 0 | -95.76 |
| Meeting Expenses | 17.30 | 0.00 | 17.30 | 0 | |
| Office Supplies & Mail Hydro & supplies | 355.95 | 0.00 | 355.95 | 0 | 580.31 |
| Materials & Supplies | 2,064.25 | 1,500.00 | 564.25 | 3,000 | 6,273.70 |
| Promotion Exp (Incl.Advertising) | 1,205.58 | 500.00 | 705.58 | 1,000 | 379.45 |
| Misc. (Training/POC Grant Expenses) | 991.31 | 50.00 | 941.31 | 100 | |
| Telephones | 295.50 | 325.00 | -29.50 | 650 | 793.99 |
| Total Admin. - CRIME PREVENTION | 25,811.38 | 44,671.03 | -18,859.65 | 89,342 | 18,731.25 |

**OWEN SOUND POLICE SERVICES
FINANCIAL REPORT - JUNE 2020
DEPARTMENT 3100 POLICE OFFICERS**

page 1b
2020

| | ACTUALS | PERIOD BUDGET | VARIANCE | BUDGET | |
|--------------------------------------|---------------------|---------------------|--------------------|---------------------|---------------------|
| Administration - USE OF FORCE | | | | | |
| Materials & Supplies | 9,369.10 | 6,000.00 | 3,369.10 | 12,000 | 5,009.65 |
| Administration - GENERAL | | | | | |
| Bank Charges | 989.08 | 750.00 | 239.08 | 1,500 | 904.07 |
| Meeting Expenses | | 750.00 | -750.00 | 1,500 | 156.49 |
| Investigation Expense | 2,193.95 | 3,500.00 | -1,306.05 | 7,000 | 2,877.49 |
| Postage/Courier/Shipping | 1,213.36 | 1,250.00 | -36.64 | 2,500 | 1,081.31 |
| Photocopy / Lease charges | 5,397.26 | 4,650.00 | 747.26 | 9,300 | 5,569.57 |
| Office Supplies & Expense | 10,404.38 | 9,000.00 | 1,404.38 | 18,000 | 12,785.76 |
| Subscriptions/Publications | 1,676.54 | 1,750.00 | -73.46 | 3,500 | 6,727.02 |
| HR Contract | 2,035.20 | 8,915.35 | -6,880.15 | 17,831 | 10,684.76 |
| Counselling | 10,376.49 | 13,737.74 | -3,361.25 | 27,475 | 10,526.09 |
| Advertising | | 500.00 | -500.00 | 1,000 | |
| Miscellaneous Expense | 401.36 | 0.00 | 401.36 | 0 | 231.80 |
| Telephones | 16,067.79 | 17,000.00 | -932.21 | 34,000 | 14,725.26 |
| Legal Fees | | 1,250.00 | -1,250.00 | 2,500 | |
| Office Equip.Lease/Rental | 3,695.25 | 6,500.00 | -2,804.75 | 13,000 | 3,411.00 |
| Total Administration - GENERAL | 54,450.66 | 69,553.09 | -15,102.43 | 139,106.17 | 69,680.62 |
| ADMINISTRATION TOTAL | 91,236.55 | 119,424.12 | -28,187.57 | 238,848.23 | 93,421.52 |
| EQUIPMENT | | | | | |
| Equipment - GENERAL | | | | | |
| Licence | 2,516.83 | 741.00 | 1,775.83 | 1,482 | 1,076.88 |
| Fuel | 19,040.16 | 30,000.00 | -10,959.84 | 60,000 | 28,087.29 |
| Repairs/ Parts & Materials | 22,816.83 | 17,500.00 | 5,316.83 | 35,000 | 7,843.23 |
| Photo & I.D. Exp/Equipment | 3,043.46 | 3,250.00 | -206.54 | 6,500 | 3,506.40 |
| Insurance | 23,295.00 | 20,000.00 | 3,295.00 | 20,000 | 15,426.89 |
| Service Agreements | 92,679.85 | 75,850.00 | 16,829.85 | 151,700 | 105,455.10 |
| Expense recovery | -814.69 | 0.00 | -814.69 | | 967.72 |
| Vehicle Leases | | 0.00 | 0.00 | | |
| Total Equipment - GENERAL | 162,577.44 | 147,341.00 | 15,236.44 | 274,682.00 | 162,363.51 |
| Equipment - (Comm.Serv.) | | | | | |
| Fuel | | 0.00 | 0.00 | 0 | |
| Repairs | 3,062.81 | 1,500.00 | 1,562.81 | 3,000 | 899.27 |
| Insurance & Licence | 2,629.00 | 1,400.00 | 1,229.00 | 1,400 | 1,328.00 |
| Total Equipment - GENERAL | 5,691.81 | 2,900.00 | 2,791.81 | 4,400.00 | 2,227.27 |
| EQUIPMENT TOTAL | 168,269.25 | 150,241.00 | 18,028.25 | 279,082.00 | 164,590.78 |
| CAPITAL - GENERAL | | | | | |
| For Future Financing | 50,000.00 | | 50,000.00 | | |
| Office Equipment | 2,145.08 | 0.00 | 2,145.08 | | 793.73 |
| Computer equipment | 32,625.57 | 0.00 | 32,625.57 | | 19,658.85 |
| Software | | 0.00 | 0.00 | | 34,460.44 |
| Automobiles | | 0.00 | 0.00 | | 6,105.61 |
| Use of Force | | 0.00 | 0.00 | | 7,083.02 |
| Video Equipment | | 0.00 | 0.00 | | |
| Communications Equipment | 67,120.49 | 0.00 | 67,120.49 | | 3,006.41 |
| Identification Equipment | 3,866.87 | 0.00 | 3,866.87 | | |
| Building Improvements | | 0.00 | 0.00 | | |
| All Other Equipment | 30,774.10 | 76,125.00 | -45,350.90 | 152,250 | -6,396.95 |
| From Board Reserve | | 0.00 | 0.00 | 0 | |
| To Board Reserves | | 0.00 | 0.00 | | |
| All Other Capital Items | | 0.00 | 0.00 | | 5,921.85 |
| Provincial Grant | -93,176.00 | 0.00 | -93,176.00 | | |
| Software Capital | | 0.00 | 0.00 | | |
| Communication Capital | 8,175.76 | 0.00 | 8,175.76 | | |
| Sale of Fixed Assets | -2,073.85 | 0.00 | -2,073.85 | | |
| CAPITAL TOTAL | 99,458.02 | 76,125.00 | 23,333.02 | 152,250.00 | 70,632.96 |
| TOTAL DEPARTMENT 3100 | 3,060,329.02 | 3,204,644.09 | -144,315.07 | 6,387,888.17 | 3,141,808.64 |

OWEN SOUND POLICE SERVICES
FINANCIAL REPORT - JUNE 2020
DEPARTMENT 3200 POLICE CIVILIANS

| | 2020 | PERIOD | | page 2a 2020 | 2019 |
|--|--------------------|--------------------|--------------------|-------------------|--------------------|
| | ACTUALS | BUDGET | VARIANCE | BUDGET | ACTUALS |
| REVENUE - Dispatch | | | | | |
| CPP GRANT | | 0.00 | 0.00 | 0 | -0.01 |
| Dispatch Recovery O/MUN | -639,193.15 | -468,686.72 | -170,506.44 | -937,373 | -606,519.23 |
| Fire Paging Revenues | -121,824.89 | -101,626.53 | -20,198.36 | -203,253 | -157,860.35 |
| Owen Sound Fire Department | -77,694.58 | -38,847.29 | -38,847.29 | -77,695 | -76,362.30 |
| E911 County Revenue | -92,108.80 | -46,054.40 | -46,054.40 | -92,109 | -92,089.76 |
| Total REVENUE - Dispatch | -930,821.42 | -655,214.94 | -275,606.49 | -1,310,430 | -932,831.65 |
| PERSONNEL | | | | | |
| DISPATCH - Wages -Full time | 270,203.89 | 353,061.03 | -82,857.14 | 706,122 | 346,643.55 |
| Wages - Part Time | 241,727.09 | 224,664.84 | 17,062.26 | 449,330 | 235,006.10 |
| Wages - Overtime | 16,360.08 | 2,500.00 | 13,860.08 | 5,000 | 13,204.03 |
| Software Licence & Upgrades | 0.00 | 0.00 | 0.00 | 0 | |
| Reallocated Wages | | 0.00 | 0.00 | 0 | -80,101.98 |
| Accrued Payroll Expense | -50,338.92 | 1,750.00 | -52,088.92 | 3,500 | -23,581.11 |
| PAYROLL BENEFIT OVERHEAD | 111,104.30 | 143,148.76 | -32,044.46 | 286,298 | 145,427.14 |
| Contract Services | 36,352.50 | 0.00 | 36,352.50 | | |
| Clothing Allowance | | 0.00 | | | 89.50 |
| Travel expense | 85.16 | 0.00 | 85.16 | | 40.81 |
| Professional Development | 6,405.05 | 15,000.00 | -8,594.95 | 30,000 | 4,923.18 |
| Total Personnel - DISPATCH | 631,899.15 | 740,124.62 | -108,225.47 | 1,480,249 | 641,651.22 |
| Personnel - RECORDS/DATA ENTRY | | | | | |
| REVENUE - POLICE REPORTS | -14,741.14 | -20,000.00 | 5,258.86 | -40,000 | -22,972.77 |
| Records Management Revenue | 0.00 | -17,500.00 | 17,500.00 | -35,000 | -23,676.79 |
| Accrued Payroll Expense | -15,673.56 | 0.00 | -15,673.56 | | -9,567.86 |
| RECORDS - Wages -Full time | 190,364.70 | 145,602.60 | 44,762.10 | 291,205 | 100,714.06 |
| Wages - Part Time | 45,479.85 | 43,875.80 | 1,604.05 | 87,752 | 77,463.86 |
| Wages - Overtime | 2,265.55 | 750.00 | 1,515.55 | 1,500 | 2,860.63 |
| Reallocated Wages | | 0.00 | 0.00 | 0 | -3,910.62 |
| PAYROLL BENEFIT OVERHEAD | 65,006.96 | 51,718.18 | 13,288.79 | 103,436 | 40,599.80 |
| Total Personnel - RECORDS/DATA ENTRY | 272,702.36 | 204,446.57 | 68,255.79 | 408,893 | 161,510.31 |
| Personnel - ADMINISTRATION | | | | | |
| SECRETARIAL - Wages -Full time | 29,583.45 | 30,868.05 | -1,284.60 | 61,736 | 29,583.45 |
| Accrued Payroll Expense | -2,966.67 | 0.00 | -2,966.67 | | -2,274.46 |
| Reallocated Wages | | 0.00 | 0.00 | 0 | 48,354.48 |
| Wages - Part Time | 26,246.03 | 25,929.26 | 316.77 | 51,859 | 25,452.87 |
| PAYROLL BENEFIT OVERHEAD | 12,845.55 | 13,458.49 | -612.94 | 26,917 | 12,663.64 |
| Total Personnel - ADMINISTRATION | 65,708.36 | 70,255.79 | -4,547.43 | 140,512 | 113,779.98 |
| Personnel - Cell Block Monitoring | | | | | |
| Wages - Part time | | 87,600.00 | | 175,200 | |
| Record Checks Revenue | | -179,900.00 | | -359,800 | |
| Payroll Benefits Overhead | | 13,140.00 | | 26,280 | |
| Total Personnel - Cell Block Monitoring | 0 | -79,160 | 0 | -158,320 | 0 |
| Personnel - IDENTIFICATION UNIT | | | | | |
| IDENTIFICATION - Wages -Full time | 39,864.28 | 39,012.80 | 851.48 | 78,026 | 35,904.96 |
| Accrued Payroll Expense | -1,418.26 | 0.00 | -1,418.26 | | |

| | | | | | |
|---------------------------------------|-----------|-----------|---------|----------------|-----------|
| PAYROLL BENEFIT OVERHEAD | 12,357.89 | 12,093.97 | 263.92 | 24,188 | 10,771.54 |
| Total Personnel - IDENTIFICATION UNIT | 50,803.91 | 51,106.77 | -302.86 | 102,214 | 46,676.50 |

**OWEN SOUND POLICE SERVICES
FINANCIAL REPORT - JUNE 2020
DEPARTMENT 3200 POLICE CIVILIANS**

page 2b

| | 2020 ACTUALS | PERIOD BUDGET | VARIANCE | 2020 BUDGET | 2019 ACTUALS |
|--|---------------------|---------------------|--------------------|---------------------|---------------------|
| Personnel - LICENCING/CPIC | | | | | |
| REVENUE - PERMITS/BYLAW | -2,429.96 | -10,000.00 | 7,570.04 | -20,000 | -5,465.00 |
| LICENCE - Wages | 29,631.86 | 29,092.44 | 539.42 | 58,185 | 27,729.52 |
| Wages - Overtime | | 0.00 | 0.00 | | |
| Accrued Payroll Expense | -1,093.18 | 0.00 | -1,093.18 | | |
| PAYROLL BENEFIT OVERHEAD | 9,185.83 | 9,018.66 | 167.17 | 18,037 | 8,318.83 |
| Total Personnel - LICENCING/CPIC | 35,294.55 | 28,111.10 | 7,183.46 | 56,222 | 30,583.35 |
| Personnel - SWITCHBOARD | | | | | |
| WAGES - Full Time | 12,727.53 | 30,634.44 | -17,906.91 | 61,269 | 2,297.81 |
| Wages - Part Time | 64,084.66 | 26,997.39 | 37,087.28 | 53,995 | 30,461.78 |
| Wages - Overtime | 811.13 | 0.00 | 811.13 | | 1,019.97 |
| Accrued Payroll Expense | -4,785.56 | 0.00 | -4,785.56 | | -6,490.89 |
| Payroll Benefit Overhead | 12,344.55 | 13,546.29 | -1,201.74 | 27,093 | 4,856.39 |
| Total Personnel - SWITCHBOARD | 85,182.31 | 71,178.11 | 14,004.21 | 142,356.21 | 32,145.06 |
| Personnel - Information Technology Services | | | | | |
| IT/Records Management Revenue | -18,657.40 | -30,000.00 | 11,342.60 | -60,000 | |
| IT Wages - Full Time | 89,376.19 | 89,780.80 | -404.61 | 179,562 | |
| Payroll Benefits Overhead | 27,706.65 | 27,832.05 | -125.40 | 55,664 | |
| Reallocated Wages | -32,357.28 | -32,357.28 | 0.00 | -64,715 | |
| Payroll Accrual | | 0.00 | 0.00 | | |
| Total Personnel - Information Technology Serv | 66,068.16 | 55,255.58 | 10,812.59 | 110,511 | 0 |
| PERSONNEL TOTAL | 1,141,590.64 | 1,165,222.95 | -23,632.31 | 2,282,637.05 | 1,026,346.42 |
| ADMINISTRATION | | | | | |
| Pensioners Benefits | 11,614.84 | 20,000.00 | -8,385.16 | 40,000 | 12,065.01 |
| Telephone | 57,410.22 | 23,750.00 | 33,660.22 | 47,500 | 47,707.38 |
| Telephone Cost RECOVERY | -16,432.33 | -5,000.00 | -11,432.33 | -10,000 | -18,146.87 |
| EQUIPMENT - General | | | | | |
| Repairs to Equipment | 2,825.12 | 3,500.00 | -674.88 | 7,000 | 1,270.46 |
| ADMINISTRATION & EQUIPMENT TOTAL | 55,417.85 | 42,250.00 | 13,167.85 | 84,500 | 42,895.98 |
| TOTAL DEPARTMENT 3200 | 266,187.07 | 552,258.02 | -286,070.95 | 1,056,707 | 136,410.75 |

OWEN SOUND POLICE SERVICES
FINANCIAL REPORT - JUNE 2020
DEPARTMENT 3300 COURT SECURITY

page 3a

| | 2020 | PERIOD | | 2020 | 2019 |
|---|-------------------|-------------------|-------------------|-----------------|------------------|
| | ACTUALS | BUDGET | VARIANCE | BUDGET | ACTUALS |
| Personnel - COURT CASE MANAGERS | | | | | |
| Wages -Full time | 47,331.54 | 78,431.41 | -31,099.87 | 156,863 | 79,258.40 |
| Wages - Contingency | | -3,438.84 | 3,438.84 | -6,878 | |
| Wages - Overtime | | 500.00 | -500.00 | 1,000 | |
| PAYROLL BENEFIT OVERHEAD | 14,195.78 | 23,247.70 | -9,051.92 | 46,495 | 23,777.52 |
| Accrued Payroll Expense | -1,820.58 | 750.00 | -2,570.58 | 1,500 | |
| Earnings recovery | | 0.00 | 0.00 | 0 | -17,946.96 |
| Clothing & C. Allowance | | 0.00 | 0.00 | 0 | |
| Travel Expenses | | 0.00 | 0.00 | 0 | |
| Total Personnel - GENERAL | 59,706.74 | 99,490.26 | -39,783.52 | 198,981 | 85,088.96 |
| Personnel - SPECIAL CONSTABLES | | | | | |
| From Prior Reserves | | | | | |
| SPEC. - Wages - Part time | 169,609.85 | 170,451.71 | -841.86 | 340,903 | 215,706.64 |
| SPEC. - Wages - Full time | 33,816.59 | 34,531.65 | -715.06 | 69,063 | |
| Wages - Overtime | 201.31 | 750.00 | -548.69 | 1,500 | 1,566.83 |
| Retirement incentive | | 0.00 | 0.00 | 0 | |
| Pension benefits | 1,548.10 | 4,375.00 | -2,826.90 | 8,750 | 1,743.66 |
| PAYROLL BENEFIT OVERHEAD | 33,100.90 | 36,272.57 | -3,171.67 | 72,545 | 30,775.35 |
| Clothing & C. Allowance | 675.25 | 775.00 | -99.75 | 1,550 | 738.30 |
| Training | | 2,500.00 | -2,500.00 | 5,000 | 407.04 |
| Uniforms & Equipment | 1,077.01 | 1,250.00 | -172.99 | 2,500 | 1,153.58 |
| Accrued Payroll Expense | -22,149.00 | 0.00 | -22,149.00 | | -15,683.57 |
| Government Grant | | -211,106.36 | 211,106.36 | -422,213 | -227,259.66 |
| Total Personnel - SPEC. CONSTABLES | 217,880.01 | 39,799.57 | 178,080.45 | 79,599 | 9,148.17 |
| PERSONNEL TOTAL | 277,586.75 | 139,289.83 | 138,296.93 | 278,580 | 94,237.13 |
| Administration - GENERAL | | | | | |
| Prisoner & Escort Expenses | 3,397.12 | 1,000.00 | 2,397.12 | 2,000 | 4,364.54 |
| Prisoner & Escort RECOVERY | -633.90 | -500.00 | -133.90 | -1,000 | -4,828.74 |
| Miscellaneous Expense | 432.20 | 250.00 | 182.20 | 500 | 147.53 |
| Telephone Lines and Leases | 743.35 | 1,200.00 | -456.65 | 2,400 | 806.15 |
| Total Administration - GENERAL | 3,938.77 | 1,950.00 | 1,988.77 | 3,900 | 489.48 |
| TOTAL DEPARTMENT 3300 | 281,525.52 | 141,239.83 | 140,285.70 | 282,480 | 94,726.61 |

**OWEN SOUND POLICE SERVICES
FINANCIAL REPORT - JUNE 2020**

DEPARTMENTS 3000 - 3100 - 3200 - 3300

| | ACTUALS | BUDGET | VARIANCE | % by Dept. | 2020 BUDGET | 2019 Actuals |
|-------------------------------|---------------------|---------------------|--------------------|---------------|------------------|---------------------|
| DEPARTMENT 3100 " OFFICERS " | 2,960,871.00 | 3,128,519.09 | -167,648.09 | -5% | 6,235,638 | 3,071,175.68 |
| CAPITAL ASSETS | 99,458.02 | 76,125.00 | 23,333.02 | | 152,250 | 70,632.96 |
| DEPARTMENT 3200 " CIVILIANS " | 266,187.07 | 552,258.02 | -286,070.95 | -52% | 1,056,707 | 136,410.75 |
| DEPARTMENT 3300 " COURT " | 281,525.52 | 141,239.83 | 140,285.70 | 99% | 282,480 | 94,726.61 |
| DEPARTMENT 3000 " BOARD " | 23,264.02 | 19,201.64 | 4,062.38 | 21% | 38,403 | 37,330.51 |
| SUMMARY TOTAL | 3,631,305.63 | 3,917,343.56 | -286,037.93 | | 7,765,478 | 3,410,276.51 |
| | | | -3.68% | | | |

OWEN SOUND POLICE SERVICES

PAYMENT OF ACCOUNTS FOR APPROVAL

For the period August 1 - 31, 2020

Detailed list available upon request

| | <u>AMOUNT</u> |
|----------------------------------|----------------------------|
| DEPARTMENT 3000 (Board) | \$ 49.25 |
| DEPARTMENT 3100 (Officers) | 45,338.47 |
| DEPARTMENT 3200 (Civilians) | 12,977.02 |
| DEPARTMENT 3300 (Court Security) | 323.66 |
| TOTAL EXPENSES | <u>\$ 58,688.40</u> |

OWEN SOUND POLICE SERVICES

PAYMENT OF ACCOUNTS FOR APPROVAL

For the period July 1 - 31, 2020

Detailed list available upon request

| | <u>AMOUNT</u> |
|----------------------------------|----------------------------|
| DEPARTMENT 3000 (Board) | \$ 49.25 |
| DEPARTMENT 3100 (Officers) | 19,145.27 |
| DEPARTMENT 3200 (Civilians) | 10,023.80 |
| DEPARTMENT 3300 (Court Security) | 344.33 |
| TOTAL EXPENSES | <u>\$ 29,562.65</u> |

OWEN SOUND POLICE SERVICES
PAYMENT OF ACCOUNTS FOR APPROVAL
For the period June 1 - 30, 2020

Detailed list available upon request

| | <u>AMOUNT</u> |
|----------------------------------|----------------------------|
| DEPARTMENT 3000 (Board) | \$ 49.25 |
| DEPARTMENT 3100 (Officers) | 25,781.17 |
| DEPARTMENT 3200 (Civilians) | 11,015.62 |
| DEPARTMENT 3300 (Court Security) | 836.22 |
| TOTAL EXPENSES | <u>\$ 37,682.26</u> |



August 17, 2020

Chair John Thompson
Owen Sound Police Services Board
922 2nd Ave West
Owen Sound, ON N4K 4M7
jthoms1639@rogers.com

Dear Chair Thompson,

We are writing on behalf of Aboriginal Legal Services, the Black Legal Action Centre, the Canadian Civil Liberties Association, and the HIV & AIDS Legal Clinic Ontario regarding the Owen Sound Police Service's access to and use of COVID-19 personal health data.

In early April the province passed an emergency order authorizing the release of individuals' names, dates of birth, and addresses if they had tested positive for COVID-19. In mid-July we launched a legal challenge to the province's decision to share this personal health information with police. It is our view that the regulation that purported to allow for the sharing of this information was not authorized by the *Emergency Management and Civil Protection Act* and violated individuals' statutory privacy and constitutional *Charter* rights.

Shortly after we filed our judicial review the province informed us that the emergency regulation authorizing the data-sharing would not be renewed. The regulation was revoked on July 22, 2020, ending police access to the COVID database.

While we welcome the province's decision to stop sharing this information with police services, we remain deeply concerned about the continued local storage and use of personal health information that has already been accessed by police services across the province.

Records we have received from the province indicate that the Owen Sound Police Service accessed the provincial COVID database 156 times while it was active.

We are calling on all police services to immediately delete the personal health information that was collected through this database. Can you please confirm:

- Where individuals' COVID-19 status is being locally stored;
- Who currently has access to the locally-stored data, and for what purposes;

- Whether individuals' data has been accessed locally since the revocation of the provincial regulation; and
- The process by which the information downloaded from the provincial COVID-19 database will be deleted.

Thank you for your attention this matter, we look forward to your prompt reply.

Sincerely,



Ruth Goba
Executive Director
Black Legal Action Centre



Christa Big Canoe
Legal Advocacy Director
Aboriginal Legal Services



Abby Deshman
Director, Criminal Justice Program
Canadian Civil Liberties Association



Ryan Peck
Executive Director
HIV & AIDS Legal Clinic Ontario

Cc: Craig Ambrose, Chief of Police, cambrose@owensoundpolice.ca



Report to the Board: ACCESS TO ONTARIO GOVERNMENT COVID-19 PORTAL/DATABASE

From: Suzanne Bell-Matheson

Date: 16September2020

.....

As part of the effort to support emergency frontline responders and contain the spread of COVID-19 the government made an emergency order under the Emergency Management and Civil Protection Act that enabled police services to obtain COVID-19 status information. COVID-19 status information consisted of name, address, date of birth and whether the individual had a positive test result.

The Ministry of Health developed an information portal that enabled police services to query COVID-19 status information. It was recommended that centralized access to the information be done through communication and dispatch services to ensure internal control measures were in place for the disclosure of information within the police service and oversight provided by a Supervisor.

In April 2020 access the COVID-19 portal was given to the Owen Sound Police Service Communications Branch and a directive was provided to the Communicators with respect to access and the release of information. At the same time the Owen Sound Police Service instituted a COVID-19 active screening protocol for the Communications Department. Call-takers were required to conduct COVID-19 screening with each caller based on the Ministry of Health guidelines distributed by the Central Ambulance Communications Centre.

There were two ways in which to conduct a query within the portal, one being by address and the other by name search. There was no training provided with respect to the portal, so once access was given to the Dispatchers, they were instructed to log in, conduct a query by municipality to review how the results were delivered and what information was available to them.

Initially Dispatchers were instructed that they could conduct a query of a person or address if the answers to the Screening Protocol resulted in a YES or UNKNOWN response, or upon request of the officer. This was very short lived as there were a number of documented inaccuracies within the portal itself including:

- Not every individual who has COVID-19 has tested positive (for example the individual was not tested at all, or only received a negative test when tested).
- It was taking up to 4 days for test results to be uploaded

- Not all lab results are included in the portal (ie/ Sick Kids and Grand River Hospital are excluded and some labs had not yet uploaded their results)
- Information in the portal was uploaded daily, not in real time
- Individuals who tested positive may no longer have COVID-19 (never removed once results uploaded)
- Individual addresses may be recorded inconsistently
- Some address do not have postal codes
- An address for multi-unit building may have a positive case but not at the relevant unit
- May be individuals at addresses responding to that do not reside there

On May 1st, 2020 further direction was provided to the Communications Centre and all our Dispatch Partners stating that queries would only be conducted upon approval of the Chief of Police, the Inspectors, the Sgt on Duty or the Director of Corporate Services. From this point forward very few queries, if any, were conducted of the portal as a result of the inaccuracies noted above.

From the beginning Dispatchers were directed not to include any “testing” information within the CAD event as the information was not able to be removed from the database. If upon query of a person or address it was determined that there was a positive result Dispatcher were advised to have the officers give them a telephone call so that the information was not released over the air.

In May 2020 an auditing component was added to the portal. It was determined that from April 17 to July 20, 2020 the Owen Sound Police Service conducted 156 queries. Our ranking was noted to be 23rd out of the 40 police services that had access to the portal, but within the top 14 (0.7) of the searches conducted per population of 100. However, it is important to note that the results do not take into consideration that we dispatch for 6 other police services, and 23 fire departments, and services a population of over 300,000 people. If they were to factor this in we would have ranked within the bottom 5 (0.05).

MEMORANDUM TO: All Chiefs of Police and
Commissioner Thomas Carrique
Chairs, Police Services Boards

FROM: Richard Stubbings
Assistant Deputy Minister
Public Safety Division

SUBJECT: Court Security and Prisoner Transportation Program

| | |
|------------------------|----------------------------|
| DATE OF ISSUE: | August 10, 2020 |
| CLASSIFICATION: | General Information |
| RETENTION: | Indefinite |
| INDEX NO.: | 20-0126 |
| PRIORITY: | High |

The Ministry of the Solicitor General (ministry) is committed to keeping communities across Ontario safe, supported and protected. An important pillar of this mandate is the safe care, custody and supervision for those in remand, or for those who are serving a custodial or community sentence.

The *Police Services Act* outlines the responsibilities of police services, including the requirement for police services boards and the Commissioner of the Ontario Provincial Police, to provide court security in premises where court proceedings are conducted. In addition, police services also conduct prisoner transportation.

Under the Court Security and Prisoner Transportation (CSPT) Program, the ministry allocates funding to municipalities to offset costs associated with both court security and prisoner transportation services to and from courts. The ministry's annual investment to help assist municipalities in offsetting their CSPT costs began in 2012 and has gradually grown to a maximum of \$125 million annually since 2018.

As part of the ongoing work to build a more responsive and resilient justice system, the ministry will retain an independent consultant with expertise in public safety and security to review the Court Security and Prisoner Transportation Program. A Request for Services will be issued shortly.


This review will help strengthen best practices, as well as explore ways to improve the delivery of court security and prisoner transportation. This continuous improvement is part of the ministry's ongoing work to reduce court delays, leverage technology, improve public safety and reform the adult correctional system.

It is important to note that there will be no changes to the 2020 CSPT Program as a result of the review.

This review will engage ministry stakeholders – including municipalities, police services and other justice sector partners – to help assess and identify improvements to court security and inmate transportation as well as the design of the CSPT Program.

Throughout this process, the safety of Ontarians and frontline staff will remain the ministry's top priority.

Be well and stay safe,

A handwritten signature in black ink, appearing to read "R. Stubbings". The signature is written in a cursive, flowing style.

Richard Stubbings
Assistant Deputy Minister
Public Safety Division

From: [REDACTED]
Sent: Friday, July 17, 2020 13:11
To: Ambrose, Craig
Subject: Re: Chief Craig Ambrose, Chief of Police

Dear Chief Ambrose,

Thank you so much for your letter. You folks are certainly working hard to address the realities of policing people who have mental illnesses. I look forward to ongoing information from the news, etc.

It is also nice to hear you are working with staff from M'Wikwedong. Although we are not Indigenous, we are members- 'elders'. It is so much nicer to be an elder than an old lady!!

All the best to you and the Police Service
[REDACTED]

PS. Now what about closing down 2nd Av. E for the remainder of the summer, between 9th and 10th Streets.

Sent from my iPad

On Jul 16, 2020, at 2:01 PM, Ambrose, Craig <cambrose@owensoundpolice.com> wrote:

Hello [REDACTED]

Thank you for your support of the Owen Sound Police Service. We do conduct ongoing training in de-escalation and dealing with individuals in crisis. The training is always changing and being updated based on best practices and experience from other incidents. We work closely with community partners like the Canadian Mental Health Association to provide that training and in responding for calls. The CMHA have always provided support in the form of Urgent Response Teams and more recently we created a team involving a police officer and a mental health worker who are partnered together to respond to calls for service and to proactively meet with individuals who are suffering from the effects of mental illness in order to avoid a crisis. This program has limited hours due to available funding for our partner agency and hopefully some funding announcements will result from all of the media focused on the issue at the present time.

Regarding your questions.

- 1- We have assigned some of our resources to work with our CMHA partners and respond to the calls for service as there are often unknown safety concerns so our partners would not respond without police involvement regardless of staff availability on their

end. Also we would welcome the ability to expand the service and extend the hours to deal with mental health issues by the proper individuals more hours of the day.

- 2- We are working right now more closely with members of the M'Wikwedong Native Cultural Resource Centre as we have recognized that there is a better opportunity for our members to work with and learn about the specific needs and experiences of the Indigenous Community that you have mentioned. Jason Cranny our Community Services Officer has been tasked with building that relationship and exploring mutually beneficial partnerships. We are looking at opportunities to work with at risk populations including youth and create programs to address those risks. Cultural sensitivity and awareness is also something being discussed for our members. There has been training in the past prior to my arrival in Owen Sound but it is time to refresh that training and we have great community partners in the area who can assist us with the delivery.

All of the ideas you have suggested are being examined and we are behind where we would like to be as a result of the Covid19 pandemic. I hope this helps answer some of your questions and if you have any ideas to add to what we are already planning please feel free to reach out and provide that information directly.

Thank You

<image001.jpg> **Chief Craig Ambrose**
Owen Sound Police Service
Phone 519-376-9812 EXT. 224
Email cambrose@owensoundpolice.com
922 2nd Ave. West,
Owen Sound ON N4K 4M7

From: [REDACTED]
Sent: July 15, 2020 2:14 p.m.
To: info@owensoundpolice.com
Cc: jfluney@owensoundpolice.com, [REDACTED]
Subject: Chief Craig Ambrose, Chief of Police

Dear Chief Ambrose,
I have always been a firm supporter of the Owen Sound Police Services. It is very important to me that you folks are there for us.

Although I know that there is a “defund the police” movement, I do not agree. I would prefer to frame it in a different way. There are people in Owen Sound who are trained to work with mental illness and addictions. I assume you are trained to defuse, question and arrest if necessary.

I would hope that part of the police budget be earmarked for creating teams of officers, mental health and addictions workers. That way, each profession can focus on what they do best.

Also, I have always been treated well by the police. Unfortunately, Indigenous friends and acquaintances of mine have expressed concern about their treatment at the hands of some police officers.

And so, my questions to you are:

1- is it possible to develop teams of officers and social service personnel within the police budget? (No defunding, just divesting)

2- do your officers receive workshops and training, given by Indigenous individuals, in working with the specific needs and experiences of the Indigenous community?

I thank you so much for your attention to this letter.

Sincerely,

A black rectangular redaction box covering the signature of the sender.

Sent from my iPad

From: [REDACTED]
Sent: Sunday, June 28, 2020 12:50
To: Ambrose, Craig
Cc: [REDACTED]
Subject: Missing peron

Chief Ambrose,

On behalf of the [REDACTED] Family, I wanted to send our deepest thanks to the OSPS for their quick response and the great job they performed on Sunday June 28th. My mother-in-law is in late stage dementia and she had wandered from her home early Sunday morning. We had searched the area for quite some time then felt it best to contact the police. I contacted dispatch [REDACTED] who then put me in contact with Sgt Baker. Police were sent to the home and spoke with my wife. My wife commented that they were very professional, quite thorough but friendly and easy to talk to. Brent immediately contacted Jason Cranney and Jason posted the incident on Facebook . My mother-in-law's information with photo was put out on Facebook asap. My mother-in-law was found because of the speedy work of the Police Service and social media. I spoke to Sgt Baker after she was found and expressed my gratitude to him and ask that he extend my thanks to all involved. I want to commend and thank all the personnel involved with this incident for their prompt actions, professional manner in which they presented themselves and most importantly for their kind and caring demeanor. Proud of our Police Service. Thanks again, be safe

[REDACTED]



Report to the Board: Chief 's Activities

From: Chief C. Ambrose

Date: Friday September 18, 2020

The following is a summary for the months of June, July and August:

June 2020

- Vacation and holidays – 1 day
- Daily/ Weekly conference calls re Covid19 with City
- Weekly conference Calls with Public Health for 1st Responders – 4 hours
- Weekly calls with Grey Bruce Chiefs and OPP – 4 hours
- Meeting other business contracts – 4 hours
- Meeting New City Manager – 2hours
- Homelessness Meeting YMCA – 2hours
- Meet City Staff re Hotspot- 4 hours
- Business Plan and Operational Plan Drafting – 4hours
- BLM Protest planning and participation – 4hours
- CSWBP – 2hours
- Courts Meeting -2hours
- Defund police report and stats – 2 days
- OACP Virtual AGM – 2hours
- GBHS meeting mental health and police protocol -2 hours
- Discussion with Solicitor General on policing 30 mins

July 2020

- Vacation and holidays – 9 days
- Daily/ Weekly conference calls re Covid19 with City
- Weekly conference Calls with Public Health for 1st Responders – 4 hours
- Weekly calls with Grey Bruce Chiefs and OPP – 4 hours
- Meeting with HPS Chief Knoll- 3hours
- Meeting other business contracts – 6 hours
- Meet City Staff re Hotspot- 4 hours

August 2020

- Vacation and holidays – 6 days
- Daily/ Weekly conference calls re Covid19 with City
- Weekly conference Calls with Public Health for 1st Responders – 4 hours
- Weekly calls with Grey Bruce Chiefs and OPP – 4 hours
- CPKN Webinar Defunding Police and Dealing with Systemic Racism- 2hours
- Coordinate STAR table – hours
- DIA Meeting – 2 hours
- Dispatch Contracts and Proposals – 2 days
- Meet City and Staff re Hotspot- 6 hours
- CACP AGM and CACP Research Forum AGM- 2 hours



Dear Police Board Members,

After some careful consideration and an underlying need to financially support our community and school programs, The Owen Sound Police Service will once again run a scaled down version of Cuff Links- Golf Tournament. This is a quick turnaround with the event taking place on Friday, Oct 2nd at Legacy Ridge Golf Club in Owen Sound. This year, our goal is to not only raise money to support our own programming but also to help the many wonderful families and individuals with special needs who use the **REACH Centre**.



REACH is a program that offers four full days of programs out of Georgian Shores United Church in Owen Sound. REACH serves over 40 young adults who experience a diversity of challenges and strengths. Participants of REACH help to co-create stimulating and varied programming, suited to their individual interests and motivations. During the past several months REACH has struggled to meet funding needs due to the pandemic. The staff and volunteers have done their best to support families in crisis throughout the pandemic; however, they are now at 60% capacity, have suffered the loss of service fee revenue by over 40%, had to cancel their major fundraisers and on top of all that, had to increase staffing costs to ensure participant safety and compliance with Public Health directives.

In order to increase awareness and funds for all of our school and community programs as well as assisting our friends at REACH we rely on the help of our generous community. We are hoping the Police Board would be willing to be a sponsor for our tournament thereby supporting the aforementioned programs.

For additional information please contact Community Service Officers, Jason Cranny Constable at 519-376-1234 ext 569 or by email at jcranny@owensoundpolice.com.

Sincerely,

Jason Cranny

Community Service Officer
Owen Sound Police Service